

**MINUTES**  
**OF**  
**THE BOARD OF REGENTS**  
**OF**  
**THE TEXAS STATE UNIVERSITY SYSTEM**

**Quarterly Board Meeting**

**August 16 - 17, 2018**

## TABLE OF CONTENTS

COMMITTEE MEETINGS .....	3
ACADEMIC AFFAIRS COMMITTEE .....	4
PLANNING AND CONSTRUCTION COMMITTEE .....	6
FINANCE AND AUDIT COMMITTEE .....	7
BOARD OF REGENTS MEETING .....	8
I.    CALL TO ORDER .....	8
II.   ATTENDANCE .....	8
III.  CHAIRMAN'S REMARKS.....	8
IV.   RECESS TO EXECUTIVE SESSION.....	8
V.    RECONVENE IN OPEN SESSION .....	8
VI.   WELCOME REMARKS .....	8
VII.  APPROVAL OF MINUTES .....	9
VIII. ACADEMIC AFFAIRS .....	9
IX.   FINANCE AND AUDIT .....	10
X.    PLANNING AND CONSTRUCTION .....	11
XI.   GOVERNMENTAL RELATIONS .....	11
XII.  CONTRACTS.....	12
XIII. PERSONNEL .....	12
XIV.  MISCELLANEOUS .....	12
XV.   RECESS .....	12
XVI.  RECONVENE.....	13
XVII. ATTENDANCE .....	13
XVIII. STUDENT ADVISORY BOARD (SAB) REPORT .....	13
XIX.  MISCELLANEOUS .....	13
XX.   CAMPUS UPDATE.....	14
XXI.  TSUS FOUNDATION UPDATE .....	14
XXII. UPDATE ON STATUS OF TSUS TITLE IX POLICY AND PROCEDURES .....	14
XXIII. CONSENT AGENDA.....	14
XXIV. GENERAL MOTIONS.....	15
XXV.  PUBLIC COMMENTS.....	15
XXVI. ADJOURNMENT .....	15
CONSENT/APPENDIX .....	16

## COMMITTEE MEETINGS

The committee meetings were each held prior to the Board of Regents meeting via teleconference as follows:

- Academic Affairs August 6, 2018 2:30 p.m. CST
- Planning and Construction August 7, 2018 11:00 a.m. CST
- Finance and Audit August 9, 2018 11:00 a.m. CST

## **ACADEMIC AFFAIRS COMMITTEE**

---

### **Committee Members**

Regent Jaime Garza, Committee Chair; Regent Rossanna Salazar; Regent Veronica Edwards

### **Call to Order**

The Academic Affairs Committee of the Texas State University System was called to order on August 6, 2018 at 2:30 p.m. CST by Committee Chair Jaime Garza. The meeting was held telephonically.

### **Present**

Regent Jaime Garza, Committee Chair; Regent Rossanna Salazar; Regent Veronica Edwards

### **Also Present**

Dr. Brian McCall, Chancellor; Dr. John Hayek, Vice Chancellor for Academic Affairs; Ms. Carole Fox, System Director of Audits and Analysis; Mr. Mike Wintemute, Deputy Vice Chancellor for Marketing and Communications; Ms. Candice Woodruff, Director of Policy & Planning; Mr. Pierce Mitchell, Assistant Vice Chancellor for Governmental Relations; Ms. Laura Tibbitts, Director of Administration; various component campus representatives

### **Absent**

None

### **Discussion Items**

Committee Chair Jaime Garza called on Dr. John Hayek to present the agenda items.

Dr. Hayek presented SHSU: Degree Program Addition—Master of Arts in Technical Communication. The committee approved the item to be taken to the full Board.

Dr. Hayek presented SHSU: Degree Program Addition—Master of Fine Arts in Art and Social Practice. The committee approved the item to be taken to the full Board.

Dr. Hayek presented SHSU: Degree Program Addition—Bachelor of Arts in Homeland Security Studies and Bachelor of Science in Homeland Security Studies. The committee approved the item to be taken to the full Board.

Dr. Hayek presented TXST: Add a Master of Science Degree with a Major in Data Analytics and Information Systems. The committee approved the item to be taken to the full Board.

Dr. Hayek presented TXST: Add a Master of Science Degree with a Major in Marketing Research and Analysis. The committee approved the item to be taken to the full Board.

Dr. Hayek briefly outlined the Consent Agenda items, which consisted of:

LU: Name Change for the Department of Communication

LU: Create an Advanced Educational Certificate Program in Mental Health Counseling

SHSU: College Name Change—College of Fine Arts and Mass Communication

SHSU: Change the General Education Core Curriculum

SHSU: Degree Program Deletion—Master of Arts in Teaching

SHSU: Program Addition—Graduate Certificate in Communication Studies

SHSU: Program Addition—Undergraduate Certificate in Technical Communication  
SHSU: Semester Credit Hour (SCH) Increase—Doctor of Philosophy in Counselor Education  
SRSU: Request to Change Semester Credit Hours—Master of Education—General  
SRSU: Request for Change in Name of Discipline – Master of Education in Educational Leadership  
SRSU: Request to Change Semester Credit Hours – Master of Education - Reading Specialist  
SRSU: Request to Change Semester Credit Hours – Master of Education in School Administration  
LIT: Program Closure Clerical Certificate  
LIT: Program Closure Medical Office Records Certificate  
LSC-O: Program Modification for CERT Ordinary Seaman/BST  
TSUS: Curriculum Changes  
TSUS: Out-of-State/Out-of-Country Course Offerings

The committee approved the items to be included on the Consent Agenda.

**Adjournment**

There being no further business before the Committee, Committee Chair Jaime Garza adjourned the meeting at 3:05 p.m. CST.

## **PLANNING AND CONSTRUCTION COMMITTEE**

---

### **Committee Members**

Regent Bill Scott, Committee Chair; Regent Garry Crain; Regent David Montagne

### **Call to Order**

The Planning and Construction Committee of the Texas State University System was called to order on August 7, 2018 at 11:03 a.m. CST by Committee Chair Bill Scott. The meeting was held telephonically.

### **Present**

Regent Bill Scott, Committee Chair; Regent Garry Crain; Regent David Montagne

### **Also Present**

Dr. Brian McCall, Chancellor; Mr. Rob Roy Parnell, Deputy Vice Chancellor for Capital Projects Administration; Mr. Daniel Harper, Vice Chancellor for Finance; Ms. Carole Fox, System Director of Audits and Analysis; Mr. Mike Wintemute, Deputy Vice Chancellor for Marketing and Communications; Ms. Candice Woodruff, Director of Policy & Planning; Ms. Donna Bryce, Senior Contract Administrator; Ms. Hannah Taplin, Executive Assistant; Ms. Laura Tibbitts, Director of Administration; various component campus representatives

### **Absent**

None

### **Discussion Items**

Committee Chair Bill Scott called on Mr. Rob Roy Parnell to present the agenda items.

Mr. Parnell presented TSUS: Addition to 2019-2024 Capital Improvements Program. The committee approved the item to be taken to the full Board.

Mr. Parnell presented SHSU: Design Development Documents for Proposed College of Osteopathic Medicine. The committee approved the item to be taken to the full Board.

Mr. Parnell presented TXST: Design Development Documents for the Albert B. Alkek Library Learning Commons. The committee approved the item to be taken to the full Board.

Mr. Parnell presented TSUS: Executive Summary Planning and Construction Report August 2018. This item was informational only, no action was taken.

Mr. Parnell presented TSUS: LIT 2018-2028 Campus Master Plan Draft. This item was informational only, no action was taken.

### **Adjournment**

There being no further business before the Committee, Committee Chair Bill Scott adjourned the meeting at 11:44 a.m. CST.

## **FINANCE AND AUDIT COMMITTEE**

---

### **Committee Members**

Regent Alan Tinsley, Committee Chair; Regent Bill Scott; Regent David Montagne

### **Call to Order**

The Finance and Audit Committee of the Texas State University System was called to order on August 9, 2018 at 11:00 a.m. CST by Committee Chair Alan Tinsley. The meeting was held telephonically.

### **Present**

Regent Alan Tinsley, Committee Chair; Regent Bill Scott; Regent David Montagne

### **Also Present**

Mr. Daniel Harper, Vice Chancellor for Finance; Ms. Carole Fox, System Director of Audits and Analysis; Mr. Mike Wintemute, Deputy Vice Chancellor for Marketing and Communications; Ms. Candice Woodruff, Director of Policy & Planning; Ms. Kelly Wintemute, Compliance Officer; Ms. Laura Tibbitts, Director of Administration; various component campus representatives

### **Absent**

None

### **Discussion Items**

Committee Chair Alan Tinsley called on Mr. Daniel Harper to present the agenda items. Mr. Harper asked Ms. Carole Fox to present one of the agenda items.

Mr. Harper presented TSUS: Approval of Investment Policy. The committee approved the item to be taken to the full Board.

Mr. Harper presented TSUS: Operating Budgets for Fiscal Year 2019. The committee approved the item to be taken to the full Board.

Ms. Fox presented TSUS: Fiscal Year 2019 Audit and Compliance Plan. The committee approved the item to be taken to the full Board.

Mr. Harper presented TSUS: Status of Implementation of Audit Recommendations. This item was informational only, no action was taken.

Mr. Harper briefly outlined the Consent Agenda items, which consisted of:

TSUS: Operating Budget and Related Adjustments

TSUS: Final Operating Budget Adjustments

TSUS: Quasi Endowment Reports

The committee approved the items to be included on the Consent Agenda.

### **Adjournment**

There being no further business before the Committee, Committee Chair Alan Tinsley adjourned the meeting at 11:27 a.m. CST.

## **BOARD OF REGENTS MEETING**

---

### **I. CALL TO ORDER**

The Quarterly Board of Regents meeting of The Texas State University System was called to order on Thursday, August 16, 2018 at 12:32 p.m. CST by Chairman of the Board Rossanna Salazar. The meeting was held at Hyatt Regency Lost Pines Resort in the Baron's Ballroom EFG at 575 Hyatt Lost Pines Road, Lost Pines, Texas. Noting the presence of a quorum, Chairman Salazar called upon Regent Crain to lead in the United States flag pledge, Regent Tinsley to lead in the Texas flag pledge, and Regent Garza delivered the invocation.

### **II. ATTENDANCE**

#### **Present**

Chairman Rossanna Salazar  
Vice Chairman William Scott  
Regent Charlie Amato  
Regent Garry Crain  
Regent Jaime Garza  
Regent David Montagne  
Regent Alan Tinsley  
Student Regent Leanna Mouton

#### **Absent**

Regent Veronica Edwards  
Regent Vernon Reaser

#### **Also Present**

Chancellor Brian McCall, Ph.D.; President Ken Evans, LU; President Dana Hoyt, SHSU; President Bill Kibler, SRSU; President Denise Trauth, TXST; President Lonnie Howard, LIT; President J. Michael Shahan, LSC-O; President Betty Reynard, LSC-PA

### **III. CHAIRMAN'S REMARKS**

Chairman Salazar welcomed Student Regent Leanna Mouton to the Texas State University System.

Chairman Salazar introduced Dr. Thomas Johnson, the sole finalist for the Lamar State College-Orange presidency.

### **IV. RECESS TO EXECUTIVE SESSION**

Chairman Salazar recessed the Board to Executive Session at 12:37 p.m. CST in accordance with *Chapter 551* of the Texas *Government Code* to discuss legal, real estate and personnel issues.

### **V. RECONVENE IN OPEN SESSION**

The Board reconvened in open session at 2:14 p.m. CST on Thursday, August 16, 2018.

### **VI. WELCOME REMARKS**

Chairman Salazar welcomed all present.



**VII. APPROVAL OF MINUTES**

Upon motion of Chairman Salazar, seconded by Regent Amato, with all Regents voting aye, it was ordered that the minutes of the quarterly Board of Regents meeting held on May 24 - 25, 2018 are approved.

**VIII. ACADEMIC AFFAIRS**

Regent Jaime Garza, Chair of the Academic Affairs Committee, presented the following agenda items:

**2018-65 SHSU: Degree Program Addition—Master of Arts in Technical Communication**

Upon motion of Regent Garza, seconded by Regent Amato, with all Regents voting aye, it was ordered that Sam Houston State University is authorized to offer a degree program and the associated new course additions, leading to the Master of Arts with a major in Technical Communication, housed in the Department of English (0990) within the College of Humanities and Social Sciences (06 1581) to be implemented upon final approval by the TSUS Board of Regents and the Texas Higher Education Coordinating Board.

**2018-66 SHSU: Degree Program Addition—Master of Fine Arts in Art and Social Practice**

Upon motion of Regent Garza, seconded by Regent Scott, with all Regents voting aye, it was ordered that Sam Houston State University is authorized to offer a degree program and the associated new course additions, leading to the Master of Fine Arts with a major in Art and Social Practice, housed in the Department of Art (0310) within the College of Fine Arts and Mass Communication (08 1142) to be implemented upon final approval by the TSUS Board of Regents and the Texas Higher Education Coordinating Board.

**2018-67 SHSU: Degree Program Addition—Bachelor of Arts in Homeland Security Studies and Bachelor of Science in Homeland Security Studies**

Upon motion of Regent Garza, seconded by Regent Tinsley, with all Regents voting aye, it was ordered that Sam Houston State University is authorized to offer degree programs and the associated new course additions, leading to the Bachelor of Arts with a major in Homeland Security Studies and a Bachelor of Science with a major in Homeland Security Studies, housed in the Department of Criminal Justice and Criminology (0629) within the College of Criminal Justice (03 0740) to be implemented upon final approval by the TSUS Board of Regents and the Texas Higher Education Coordinating Board.

**2018-68 TXST: Add a Master of Science Degree with a Major in Data Analytics and Information Systems**

Upon motion of Regent Garza, seconded by Regent Amato, with all Regents voting aye, it was ordered that Texas State University is authorized to add a new Master of Science degree with a major in Data Analytics and Information Systems.

**2018-69 TXST: Add a Master of Science Degree with a Major in Marketing Research and Analysis**

Upon motion of Regent Garza, seconded by Regent Tinsley, with all Regents voting aye, it was ordered that Texas State University is authorized to add a new Master of Science degree with a major in Marketing Research and Analysis.

Regent Garza noted that the following items are found on the Consent Agenda:

- LU: Name Change for the Department of Communication
- LU: Create an Advanced Educational Certificate Program in Mental Health Counseling
- SHSU: College Name Change—College of Fine Arts and Mass Communication
- SHSU: Change the General Education Core Curriculum
- SHSU: Degree Program Deletion—Master of Arts in Teaching
- SHSU: Program Addition—Graduate Certificate in Communication Studies
- SHSU: Program Addition—Undergraduate Certificate in Technical Communication
- SHSU: Semester Credit Hour (SCH) Increase—Doctor of Philosophy in Counselor Education
- SRSU: Request to Change Semester Credit Hours—Master of Education—General
- SRSU: Request for Change in Name of Discipline – Master of Education in Educational Leadership
- SRSU: Request to Change Semester Credit Hours – Master of Education – Reading Specialist
- SRSU: Request to Change Semester Credit Hours – Master of Education in School Administration
- LIT: Program Closure Clerical Certificate
- LIT: Program Closure Medical Office Records Certificate
- LSC-O: Program Modification for CERT Ordinary Seaman/BST
- TSUS: Curriculum Changes
- TSUS: Out-of-State/Out-of-Country Course Offerings

These items were voted on and passed under the approval of the Consent Agenda. These items can be found immediately following the meeting minutes.

## **IX. FINANCE AND AUDIT**

Regent Alan Tinsley, Chair of the Finance and Audit Committee, presented the following agenda items:

### **2018-70 TSUS: Approval of Investment Policy**

Upon motion of Regent Tinsley, seconded by Regent Amato, with all Regents voting aye, it was ordered that the Investment Policy for Operating Funds and Endowment Funds dated August 2018 is approved.

### **2018-71 TSUS: Operating Budgets for Fiscal Year 2019**

Upon motion of Regent Tinsley, seconded by Regent Scott, with all Regents voting aye, it was ordered that the Fiscal Year 2019 Operating Budgets for Components of the Texas State University System is approved.

### **2018-72 TSUS: Fiscal Year 2019 Audit and Compliance Plan**

Upon motion of Regent Tinsley, seconded by Regent Montagne, with all Regents voting aye, it was ordered that the Fiscal Year 2019 Audit and Compliance Plan for the Texas State University System is approved.

**Informational Item - TSUS: Status of Implementation of Audit Recommendations**

The Status of Implementation of Audit Recommendations was presented as an informational item only. No action was taken.

Regent Tinsley noted that the following items are found on the Consent Agenda:

- TSUS: Operating Budget and Related Adjustments
- TSUS: Final Operating Budget Adjustments
- TSUS: Quasi Endowment Reports

These items were voted on and passed under the approval of the Consent Agenda. These items can be found immediately following the meeting minutes.

**X. PLANNING AND CONSTRUCTION**

Regent Bill Scott, Chair of the Planning and Construction Committee, presented the following agenda items:

**2018-73 TSUS: Addition to 2019-2024 Capital Improvements Program**

Upon motion of Regent Scott, seconded by Regent Montagne, with all Regents voting aye, it was ordered that the Process Technology and Training Unit project at Lamar State College-Port Arthur; The Police Building Repair and Renovation project, and the Geology and Behavioral Science Building Envelope Repair project at Lamar University are added to the 2019-2024 TSUS Capital Improvements Program.

**2018-74 SHSU: Design Development Documents for Proposed College of Osteopathic Medicine**

Upon motion of Regent Scott, seconded by Regent Tinsley, with all Regents voting aye, it was ordered that the design development documents prepared by Page Southerland Page of Houston, Texas, for the Proposed College of Osteopathic Medicine project at Sam Houston State University are approved.

**2018-75 TXST: Design Development Documents for the Albert B. Alkek Library Learning Commons**

Upon motion of Regent Scott, seconded by Regent Crain, with all Regents voting aye, it was ordered that the design development documents, prepared by BRW Architects, Dallas, Texas, for the Albert B. Alkek Library Learning Commons project at Texas State University are approved.

**Informational Item - TSUS: Executive Summary Planning and Construction Report August 2018**

The Executive Summary Planning and Construction Report August 2018 was presented as an informational item only. No action was taken.

**XI. GOVERNMENTAL RELATIONS**

Chairman Salazar called on Regent Montagne, who asked Vice Chancellor Sean Cunningham to make a brief report. Vice Chancellor Cunningham presented a legislative update concerning state and federal issues that have the potential to impact the Texas State University System.

## **XII. CONTRACTS**

Chairman Salazar noted that all contracts are on the Consent Agenda and that Dr. Fernando Gomez, Vice Chancellor and General Counsel, is available to answer any questions.

### **SRSU: Authorization to Negotiate and Enter Into Grants Management Services Contract**

The President of Sul Ross State University is authorized to negotiate and execute a multi-year contract with extensions for Grants Management Services for a sum not to exceed \$1.7 million, subject to review and approval as to legal form by the Vice Chancellor and General Counsel.

### **TXST: Bookstore Management Agreement with Follett Higher Education Group**

Texas State University is authorized to execute a five-year agreement with the University's retaining an option to renew for two five-year terms with Follett Higher Education Group to operate and provide management services for bookstore operations, subject to approval as to legal form by the Vice Chancellor and General Counsel.

All contracts items were passed under the Consent Agenda and can be found following the meeting minutes.

## **XIII. PERSONNEL**

Chairman Salazar noted that the following item is found on the Consent Agenda:

- TSUS: Personnel

This item was voted on and passed under the approval of the Consent Agenda. This item can be found immediately following the meeting minutes.

## **XIV. MISCELLANEOUS**

Chairman Salazar presented the following agenda item:

### **2018-76 TSUS: Appointment of Dr. Thomas Johnson as President of Lamar State College-Orange**

Upon motion of Regent Montagne, seconded by Regent Amato, with all Regents voting aye, and upon the recommendation of Dr. Brian McCall, Chancellor, it was ordered that Dr. Thomas Johnson is appointed as president of Lamar State College-Orange.

Chairman Salazar noted that the remaining item under the miscellaneous section will be heard on Friday, August 17, 2018.

Chairman Salazar noted that the following item is found on the Consent Agenda:

- TSUS: Gifts

This item was voted on and passed under the approval of the Consent Agenda. This item can be found immediately following the meeting minutes.

## **XV. RECESS**

At 2:47 p.m. CST, Chairman Salazar recessed the meeting until the following morning.

**XVI. RECONVENE**

The Quarterly Board of Regents meeting of the Texas State University System was reconvened on Friday, August 17, 2018 at 10:07 a.m. CST by Chairman of the Board Rossanna Salazar. The meeting was held at Hyatt Regency Lost Pines Resort in the Baron’s Ballroom EFG at 575 Hyatt Lost Pines Road, Lost Pines, Texas. A quorum was present.

**XVII. ATTENDANCE**

**Present**

Chairman Rossanna Salazar  
Vice Chairman William Scott  
Regent Charlie Amato  
Regent Garry Crain  
Regent Jaime Garza  
Regent David Montagne  
Regent Alan Tinsley  
Student Regent Leanna Mouton

**Absent**

Regent Veronica Edwards  
Regent Vernon Reaser

**Also Present**

Chancellor Brian McCall, Ph.D.; President Ken Evans, LU; President Dana Hoyt, SHSU; President Bill Kibler, SRSU; President Lonnie Howard, LIT; President Betty Reynard, LSC-PA

**XVIII. STUDENT ADVISORY BOARD (SAB) REPORT**

Chairman Salazar asked each president to introduce his or her respective students to the Board. The SAB President reported to the Board. The SAB report included a welcome and a written report distributed to the Regents outlining campus safety, innovative food insecurity initiatives, and voter registration.

**XIX. MISCELLANEOUS**

A walk-on item on the miscellaneous agenda was considered:

**2018-77 TSUS: Resolution Honoring Ms. Mavis T. Triebel**

Upon motion of Regent Garza, seconded by Regent Amato, in honor of a fine woman and an exceptional member of the TSUS community, it was ordered that the following resolution, honoring Ms. Mavis T. Triebel, be hereby adopted.

**Resolution honoring Ms. Mavis T. Triebel**

WHEREAS, Ms. Mavis T. Triebel has long demonstrated caring for others and dedication to serving her community, imbedded Texas values and hallmarks of the American academy; and,

WHEREAS, Ms. Mavis T. Triebel, earned her Bachelor of Science and Master of Public Administration degrees, as well as her Texas Teacher’s Certificate for Secondary Education, from Lamar University and has served on the Lamar State College—Port Arthur faculty for over 30 years; and,

WHEREAS, Ms. Mavis T. Triebel has, for 30 years, mentored the Lamar State College—Port Arthur team in the Citizen Bee competition that tests high school students on their

knowledge of government, law, and current events—a state-wide competition, which representatives of her team have won for 12 successive years (2006-2017); and,

WHEREAS, Ms. Mavis T. Triebel has given of her time and talents to many educational, charitable, and community organizations, including service as president of The Texas State University System Council of Faculty Senates (2000-2017); member of the Texas Community Colleges Teachers' Association Legislative Committee (2011-2016); and vice president of the East District Texas Council of Faculty Senates (2010); and,

WHEREAS, Ms. Mavis T. Triebel has brought great honor to Lamar State College—Port Arthur and The Texas State University System, earning two of our state's most prestigious academic accolades: the *Minnie Stevens Piper Professor Award* (2012) for superior college-level teaching and the State Bar of Texas' *Leon Jaworski Award* (2018), which recognizes outstanding contributions to law-focused education in the State of Texas;

NOW, THEREFORE, BE IT RESOLVED that Ms. Mavis T. Triebel be hereby recognized for her unique academic achievement of winning both the *Minnie Stevens Piper Professor Award* and the *Leon Jaworski Award* and publicly acknowledged for her career of service to her College, colleagues, and students; and,

BE IT FURTHER RESOLVED, that the President of Lamar State College—Port Arthur proclaim a day during the fall 2018 semester as *Mavis T. Triebel Service Recognition Day*.

Adopted by the Board of Regents of The Texas State University System this seventeenth day of August 2018 at Lost Pines, Texas.

**XX. CAMPUS UPDATE**

Chairman Salazar called on Dr. Ken Evans to present a campus update for Lamar University.

**XXI. TSUS FOUNDATION UPDATE**

Mr. Mike Wintemute, Executive Director of the Foundation, made a presentation to the Board regarding the current status of Foundation funds, awards and scholarships.

**XXII. UPDATE ON STATUS OF TSUS TITLE IX POLICY AND PROCEDURES**

Dr. Fernando Gomez, Vice Chancellor and General Counsel, gave an update to the Board on Title IX policy and procedures.

**XXIII. CONSENT AGENDA**

Chairman Salazar asked if there were any items that Regents wanted to remove from the Consent Agenda. No items were removed from the Consent Agenda.

**2018-78 TSUS: Approval of Consent Agenda**

Upon motion of Chairman Salazar, seconded by Regent Scott, with all Regents voting aye, it was ordered that except for items removed from the Consent Agenda at the request of at least one Regent, all Consent Agenda items are approved.

**XXIV. GENERAL MOTIONS**

Chairman Salazar outlined one general informational item regarding the schedule of upcoming board meetings:

November 15-16, 2018	Sam Houston State University
February 7-8, 2019	Austin
May 23-24, 2019	Texas State University
August 22-23, 2019	Sul Ross State University
November 14-15, 2019	Sam Houston State University

**XXV. PUBLIC COMMENTS**

Chairman Salazar called for public comments. There were no public comments.

**XXVI. ADJOURNMENT**

Chairman Salazar adjourned the meeting at 11:12 a.m. CST.

Attested by:  
Brian McCall, Ph.D.  
Chancellor and Secretary to the Board

**CONSENT/APPENDIX**



CONSENT – ACADEMIC AFFAIRS

## **LU: Name Change for the Department of Communication**

The Department of Communication, an academic unity within the College of Fine Arts and Communication, is permitted to rename the department as the Department of Communication and Media. This will be effective Fall 2018.

### **Explanation**

On Friday, November 3, 2017, the majority of the faculty voted to change the name of the department from the Department of Communication to the Department of Communication and Media. The vote was 5 in favor of this title, 3 in support of Department of Media and Communication, and 1 in favor of Department of Communication.

The reasons for the name change are listed below:

- a) **Range:** Currently, the Department of Communication has 11 full-time faculty members and 315 students across ten tracks: Online Corporate Communication (ACOM); Advertising (COMA); Broadcasting (COMB); Corporate Communication (COMC); Film and Theatre Studies (COFT); Film Studies (COMS); Journalism (COMJ); Journalism Teaching Certification (COJT); Mass Communication (MCOM); Speech Teaching Certification (COST). The department serves the university with three core courses (Public Speaking, Business and Professional Speech, and Film Appreciation), and the department offers two certificate programs to on-campus students: Certificate in Sports Journalism and Media and the Certificate in Public Relations.
- b) **The Department has multiple tracks that cover many facets of communication. Also, all of the tracks are professional media-focused academic areas. The new name reflects that the department embraces the media practice and studies side of communication.**
- c) **Uniqueness:** As noted in the National Communication Association's C-Briefs' analysis of communication department names, there are multiple configurations of communication unit names. However, only seven units in 2011 used both "Communication" and "Media" in the department name.
- d) **Differentiation:** The title will further distinguish the department from the Department of Speech and Hearing.
- e) **Domain:** By claiming an emphasis in communication and media, this will allow the department to build a robust media studies platform and resist encroachment from other academic units who desire to add media studies to their curriculum.
- f) **Relevancy:** Many students do not understand what communication is or is involved in this field. This name change along with the upcoming curriculum revisions will help to funnel students in the appropriate major or departments.

At this time, no degree plans or programs will be changed as a result of this departmental name change. Also, the name change would not have any implications on the department's Classification of Instructional Programs (CIP) codes. The expense for this change would be minimal. Most costs will be in the replacement of letterhead and other printed materials. The current Department Chair will remain the same. The new designation would recognize the size, diversity, and complexity of the department, its majors, and its faculty.

## **LU: Create an Advanced Educational Certificate Program in Mental Health Counseling**

Lamar University Department of Counseling and Special Populations is authorized to offer the 18-hour Certificate in Mental Health Counseling for candidates with a master's degree in counseling or related field effective June 1, 2018 to meet updated licensure rule in Texas

### **Explanation**

The need for a specialized certificate program addresses the need for licensed mental health professions in Texas and in the US. Of the 254 counties in Texas, 200 counties are designated as Mental Health Professional Shortage Areas and the mental health workforce shortage has reached critical levels of need with more than 81% of counties designated as mental health professional shortage areas. Specifically, Jefferson County in Texas is designated as a medically underserved area through HRSA. The proposed certificate is designed to provide candidates who have obtained a master's or doctoral degree in counseling or a counseling-related field the required coursework needed for licensure in Texas.

Effective August 1, 2017, the Texas Administrative Code (TAC) RULE §681.83 requires a 60-hour master's degree and three courses not currently in the Lamar University Certificate in Counseling and Development, reflected in the list of proposed courses below.

The Certificate in Mental Health Counseling meets the need in Texas to bridge a master's degree in a mental health discipline to current TAC rule. It addresses updates to multiple helping fields utilizing human development, psychotherapeutic, and mental health principles including, but not limited to, psychology, psychiatry, social work, marriage and family therapy, and guidance and counseling.

Courses for the proposed Certificate are presented below, many of which are in current university inventory.

- CNDV 5302 Foundations of Clinical Mental Health (3-hour credit; in current inventory)
- CNDV 5350 Abnormal Human Behavior (3-hour credit; in current inventory)
- CNDV 5381 Marriage, Couple and Family Counseling (3-hour credit; in current inventory)
- CNDV 5126 Addictions Counseling (3-hour credit)
- CNDV 5325 Advanced Ethics in Mental Health Counseling (3-hour credit)
- CNDV 5327 Psychopathology and Basic Psychopharmacology (3-hour credit)

## **SHSU: College Name Change—College of Fine Arts and Mass Communication**

Sam Houston State University is authorized to implement the following change in the College of Fine Arts and Mass Communication (08 1142) as of September 1, 2019.

- 1) To change the name of the College of Fine Arts and Mass Communication to the College of Arts and Media.

### **Explanation**

The College of Fine Arts and Mass Communication requests permission to change its name to the College of Arts and Media. The new name more accurately describes the academic programs within this academic unit (media, music, performing arts as well as the fine arts), underscores the applications of digital media technologies within our fields of study, and avoids possible confusion with those communication disciplines offered across campus (specifically, Communication Studies housed in the College of Humanities and Social Sciences). A recent review of other academic units across the nation housing similar disciplines supports this name change. In short, the proposed name, College of Arts and Media, works succinctly to label those majors and vocational tracks within the academic unit.

Detailed below are the departments and the degree programs associated with the College of Fine Arts and Mass Communication.

### **College of Fine Arts and Mass Communication (08 1142)**

#### **Department of Theatre and Musical Theatre (2834)**

BFA in Theatre (50.0501.00)

BFA in Musical Theatre (50.0509.00)

#### **Department of Art (0310)**

BFA in Computer Animation (10.0304.00)

BFA in Graphic Design (50.0402.00)

BA Photography (50.0605.00)

BFA in Photography (50.0605.00)

BA in Art (50.0702.00)

BFA in Studio Art (50.0702.00)

#### **Department of Dance (0760)**

BA in Dance (50.0301.00)

BFA in Dance (50.0301.00)

MFA in Dance (50.0301.00)

#### **Department of Mass Communication (1855)**

BA in Mass Communication (09.102.00)

BFA in Film and T.V. Production (09.0701.00)

MA in Digital Media (09.0702.00)  
MFA in Digital Media Production (09.0702.00)  
Graduate Certificate in Health Communication and Public Relations (09.0905.00)

**School of Music (08 2060)**

BA in Music (50.0901.00)  
BM in Music (50.0901.00)  
BM in Music Therapy (51.2305.00)  
MA in Band Conducting (50.0906.00)  
MM in Music (50.0901.00)  
Performer's Certificate: Post-Baccalaureate (50.0903.00)  
Artist Diploma Certificate: Post Master's (50.0903.00)

## **SHSU: Change the General Education Core Curriculum**

Sam Houston State University is authorized to implement, in accordance with the Texas Education Code and the rules and regulations for the Texas Higher Education Coordinating Board, the following changes to its General Education Core Curriculum course requirements effective Fall 2019:

- 1) To add PHYS 1411 Introduction to Physics to Component Area III (Life and Physical Sciences);
- 2) To add PHYS 1422 Introduction to Physics II to Component Area III (Life and Physical Sciences).

### **Explanation**

In accordance with Texas Education Code, §§61.821 – 61.832, each institution of higher education that offers an undergraduate academic degree program shall design and implement a core curriculum, including specific courses composing the curriculum, of no less than 42 lower-division semester credit hours. Through the Texas Core Curriculum, students will gain a foundation of knowledge of human cultures and the physical and natural world, develop principles of personal and social responsibility for living in a diverse world, and advance intellectual and practical skills that are essential for all learning.

As per Texas Higher Education Coordinating Board rule, each Texas public institution of higher education may submit one comprehensive request per year to change its TCC. Therefore, Sam Houston State University respectfully submits the above core course additions to expand student options within the life and Physical Sciences component area effective Fall 2019.

## **SHSU: Degree Program Deletion—Master of Arts in Teaching**

Sam Houston State University is authorized to eliminate the Master of Arts in Teaching (13.0301.00) degree plan housed in the Department of Curriculum and Instruction (0750) within the College of Education (05 0850) through a phase-out to end by June 1, 2021.

### **Explanation**

The Department of Curriculum and Instruction would like to eliminate the Master of Arts in Teaching (M.A.T.) by June 1, 2021, due to declining interest in the program. From August 2012 to December 2017, 80 students completed the master's degree with certification, compared with 358 students completing the traditional Master of Education (M.Ed.) degree. More recently, from August 2015 through December 2017, the M.A.T. program graduated 14 students. During this same period, the Master of Education (M.Ed.) program had 157 graduates. Enrollment in the M.A.T. program continues to decline. Other entities, such as Region 6 and for-profit institutions, offer a route to alternative certification that does not require individuals to spend 12 to 24 months in classwork, which has contributed to the program currently having only 22 students enrolled at various stages of completion. Redirecting resources to the M.Ed. program, as well as other graduate degree programs in the department, would better serve students by allowing the department to utilize faculty to teach higher need classes and provide greater advising assistance to other programs.

In anticipation of the deletion of the program, as of fall 2018, the department discontinued accepting applications into the Master of Arts in Teaching. Students inquiring about this program are being encouraged to contact other entities in the area, which offer this option. All students currently enrolled in the program will be given three years to complete program requirements. This timeline will permit the 22 currently enrolled M.A.T. students to complete their coursework. Throughout the phase-out period, these students will continue to receive advising assistance to ensure that they have the opportunity to complete their program successfully.

## **SHSU: Program Addition—Graduate Certificate in Communication Studies**

Sam Houston State University is authorized to offer a program, leading to the Graduate Certificate in Communication Studies housed in the Department of Communication Studies (0604) within the College of Humanities and Social Sciences (06 1581) to be implemented upon final approval by the TSUS Board of Regents and the Texas Higher Education Coordinating Board.

### **Explanation**

The Communication Studies Department within the College of Humanities and Social Sciences proposes an 18-hour Graduate Certificate in Communication Studies. The certificate is designed for post-Master's degree students interested in attaining the necessary expertise to teach Communication Studies at the high school and community college levels.

The Communication Studies Department at Sam Houston State University is well-positioned to offer a Graduate Certificate in Communication Studies. Because the department has an established online Master's Program in Communication Studies, it already has in place the graduate faculty, classes, and online platform to provide a Graduate Certificate in Communication Studies.

The demand for qualified teachers on the community college level and for high school teachers qualified to teach dual-credit courses continues to grow in Texas. Between Fall 2008 and Fall 2014, community college enrollment in Texas increased 15.4%. Enrollments at community colleges are projected to continue to grow both in Texas and nationally through at least 2022. With growing demand from students and increased requirements for instructional staffing, community colleges and school districts have expressed concern regarding the number of high-school instructors who lack the credentials to teach dual-credit and advanced-placement courses.

Recent changes in dual-credit course policy (Texas HB 18) are also projected to lead to increased demand in high schools for college-level courses. Across Texas, the result is the need for more teachers of dual-credit courses. High school instructors who teach dual credit and advanced-placement courses must fulfill the Southern Association of Colleges and Schools Commission on College's (SACSCOC) credential requirements. Specifically, each instructor must hold a master's degree in the relevant area or a master's degree in any area and 18 hours of graduate coursework in the relevant subject area. This certificate program focuses on this need for more teachers who need 18 graduate credit hours in the Communication Studies discipline.

Only three existing online certificate programs in Communication Studies in the United States have been identified, with one being a 15-hour certificate program (Villanova University). The only other two 18-hour online certificate programs are at Northern Arizona University and West



Virginia University. No comparable certificate programs are located in Texas or the South Central United States. Thus, with the previously stated demand, this market is currently underserved both in Texas and nationally.

Upon Completion of the Graduate Certificate in Communications Studies, students will have:

- Expertise in Communication Studies theories, principles, and research methods;
- Expertise in multiple topical areas of choice in Communication Studies; and
- Competency to teach Communication Studies at the high school and community college levels.

## **SHSU: Program Addition—Undergraduate Certificate in Technical Communication**

Sam Houston State University is authorized to offer a program addition, leading to the Undergraduate Certificate in Technical Communication, housed within the College of Humanities and Social Sciences (06 1581) to be implemented upon final approval by the TSUS Board of Regents and the Texas Higher Education Coordinating Board.

### **Explanation**

The Undergraduate Certificate in Technical Communication (12 SCH) is designed to provide students with an overview of the essential knowledge, skills, and competencies needed to communicate in ever-changing industries and professions. Evolving technologies over the past few decades have created an increasingly information-based economy, dependent on global communication and the ability to communicate specific technical information to a variety of stakeholders, ranging from experts to lay consumers. The need for practitioners who can analyze contexts to create appropriate technology-based documentation is vital, whether those practitioners have backgrounds in STEM, business, or other humanities fields. This certificate program will allow undergraduate students from diverse academic backgrounds to develop and hone multi-modal communication skills needed to communicate effectively in their workplaces.

Upon completion of the Undergraduate Certificate in Technical Communication, students will be able to:

- Analyze complex, technical information and translate it for other audiences, often those who have nontechnical backgrounds;
- Identify goals and agendas of a variety of audiences and respond appropriately to concurrent rhetorical situations;
- Relate effectively with teams of designers, editors, and subject matter experts on complex, multi-level communication projects;
- Develop and organize teams of creative individuals and subject matter experts in order to complete complex documentation projects;
- Manage long-range communication projects; and
- Write multi-modal documents that communicate information clearly and usefully.

According to a recent national survey of employers by Millennial Branding and Beyond.com, “the top three attributes that companies are currently looking for are: a positive attitude (84%), communication skills (83%), and an ability to work as a team (74%).” Although liberal arts programs traditionally teach these skills, companies primarily hire students with degrees in engineering, computer information systems, and business. Despite needing employees with strong communication skills, “44 percent of managers feel writing proficiency is the hard skill most lacking among recent college graduates.” Our Undergraduate Certificate in Technical Communication would draw students from diverse academic backgrounds seeking to improve

their abilities to communicate effectively in their chosen professions—while also improving their career marketability. Unlike certificates that help students develop specific skill sets related to niches in their areas of study (e.g., Geography, Cyber Security, or Youth Services Libraries), a certificate in technical communication would benefit any student at SHSU and would support the skill that employers think is both essential for and lacking from the graduates who enter the workforce.

The need for students studying technical writing is already demonstrated at SHSU, where 22 undergraduate programs require their students to take ENGL 3330 (Introduction to Technical Writing). This requirement underscores the importance of students acquiring writing skills beyond those of the typical composition course. Upon completing ENGL 3330, a student will already have finished 25% of the required course work for the Certificate in Technical Communication. With so many students enrolling in ENGL 3330 during their undergraduate careers, we will have an opportunity to market the certificate as an attractive complement to students' degree plans. Finally, once SHSU's proposed MA in Technical Communication is running, this certificate program could help feed students into graduate studies. Additionally, the certificate would allow students interested in the MA, but lacking backgrounds in Technical Communication, the necessary courses to "level" into graduate studies.

Adding the Undergraduate Certificate in Technical Communication will provide STEM and other students with an added credential in an area required by current employers and offer humanities students greater professional opportunity. The certificate will also provide the department access to a pool of students currently unavailable to us, thereby endowing us with a stronger competitive advantage among our peer institutions.

## **SHSU: Semester Credit Hour (SCH) Increase—Doctor of Philosophy in Counselor Education**

Sam Houston State University is authorized to implement the following change to the Doctor of Philosophy in Counselor Education (13.1101.00) degree program housed in the Department of Counselor Education (0731) within the College of Education (05 0850) to be implemented September 1, 2019:

- 1) To increase the semester credit hours (SCH) from 117 to 120.

### **Explanation**

The Department of Counselor Education faculty requests permission to increase the semester credit hours (SCH) of the Doctor of Philosophy in Counselor Education from 117 to 120 SCH, allowing the program to offer additional electives to strengthen the knowledge, skills, and dispositions of the doctoral program.

When originally approved by the Texas Higher Education Coordinating Board and the Texas State University System Board of Regents, the Doctor of Philosophy in Counselor Education required 117 SCH beyond the Bachelor's degree. The 117 SCH represented the combination of 48 SCH earned in a Council on Accreditation for Counseling and Related Education Programs (CACREP) equivalent master's degree and 69 SCH of doctoral credits, which followed the CACREP standards in place at that time. As proposed at the initiation of the program, doctoral students also completed 15 SCH of specialty and cognate electives.

However, in 2009 the CACREP semester credit hour requirement for all accredited master's degree programs (except for School Counseling) was increased to 60 SCH. As a result, more students are enrolling into the doctoral program with 60 SCH at the master's level and, subsequently, end up transferring courses from the master's degree to meet doctoral elective requirements and stay within 117 SCH. As a result, students will often opt out of taking additional doctoral electives to expand areas of academic and research interest as an attempt to save money or to re-enter the work force.

Therefore, in November 2017 the Counselor Education faculty voted unanimously to request the doctoral program SCH increase to 120 SCH. Increasing the total SCH beyond the bachelor's to 120, along with other curriculum adaptations, will allow the doctoral program to require students, entering with a 60 SCH master's degree, to take 9 SCH hours of electives instead of the current 3 SCH. With 9 SCH of electives, which may include courses both taken within the department as well as courses taken outside of the department in related areas, students with diverse interests can develop special areas of expertise and research.

## **SRSU – Request to Change Semester Credit Hours–Master of Education–General**

Sul Ross State University is authorized to change the number of semester credit hours required for the Master of Education-General degree offered through Sul Ross State University to thirty-three.

### **Explanation**

The change is necessary to meet the concerns registered by the on-site review committee of the Southern Association of Colleges and Schools-Commission on Colleges (SACS-COC). Sul Ross State University currently offers two curricula for the Master of Education-General which are offered at different campuses. The SACS-COC review committee has recommended a uniform degree be offered at all SRSU campuses. This change will increase the number of semester credit hours for the M.Ed.-General degree offered at the Alpine campus by three semester credit hours to 33 and will decrease the number of semester credit hours offered through the Del Rio-Eagle Pass-Uvalde campuses by three semester-credit-hours to 33.

The Classification of Instructional Programs (CIP) Code for the degree is 13.0101.00. The change in the number of semester credit hours required in the Master of Education-General degree to thirty-three semester credit hours brings Sul Ross State University into compliance with SACS-COC standards. The implementation date for the change in semester credit hours is January, 2019.

## **SRSU – Request for Change in Name of Discipline – Master of Education in Educational Leadership**

Sul Ross State University is authorized to change the name of the Master of Education in School Administration degree offered through Sul Ross State University Rio Grande College to the Master of Education in Educational Leadership effective January, 2019.

### **Explanation**

The change is necessitated to meet the concerns registered by the on-site review committee of the Southern Association of Colleges and Schools—Commission on Colleges (SACS-COC). The review committee's concern is the lack of conformity of policy and practice between the Alpine campus and the campuses of the Rio Grande College (Del Rio, Eagle Pass, and Uvalde). To bring the University's policies and practices into compliance with the SACS-COC comments, Sul Ross State University is engaged in a process of developing uniform degree plans and, accordingly, uniform designation for the degrees offered by the University. Currently, Sul Ross State University, Alpine offers a Master of Education in Educational Leadership degree. The degree offered through the Rio Grande College is currently designated the Master of Education in School Administration. The Classification of Instructional Programs (CIP) Code for both the Master of Education in Educational Leadership and the Master of Education in School Administration is 13.0401.00. The change in the name of the Master of Education in School Administration to the Master of Education in Educational Leadership brings the university into compliance with SACS-COC standards.

## **SRSU – Request to Change Semester Credit Hours – Master of Education - Reading Specialist**

Sul Ross State University is authorized to change the number of semester credit hours required for the Master of Education-Reading Specialist degree offered through Sul Ross State University Rio Grande College from thirty-six semester credit hours to thirty semester credit hours.

### **Explanation**

The change is necessary to meet the concerns registered by the on-site review committee of the Southern Association of Colleges and Schools-Commission on Colleges (SACS-COC). The review committee's concern is the lack of conformity of policy and practice between the Alpine campus and the campuses of the Rio Grande College (Del Rio, Eagle Pass, and Uvalde). To bring the University's policies and practices into compliance with the SACS-COC comments, Sul Ross State University is engaged in a process of developing uniform degree plans and, accordingly, uniform designation for the degrees offered by the University. Currently, Sul Ross State University-Alpine offers a Master of Education-Reading Specialist degree which requires thirty semester credit hours. The same degree offered through Sul Ross State University-Rio Grande College, also designated as the Master of Education-Reading Specialist degree, requires thirty-six semester credit hours. The University is requesting a uniform thirty semester credit hour degree for both SRSU-Alpine and SRSU-RGC. The Classification of Instructional Programs (CIP) Code for both the Master of Education-Reading is 13.1315.00. The change in the number of semester credit hours required in the Master of Education-Reading Specialist for SRSU-Rio Grande College to thirty semester credit hours brings the university into compliance with SACS-COC standards. The implementation date for the change in semester credit hours is January, 2019.

## **SRSU – Request to Change Semester Credit Hours – Master of Education in School Administration**

Sul Ross State University is authorized to change the number of semester credit hours required for the Master of Education in School Administration degree offered through Sul Ross State University Rio Grande College from thirty-six semester credit hours to thirty semester credit hours.

### **Explanation**

The change is necessary to meet the concerns registered by the on-site review committee of the Southern Association of Colleges and Schools-Commission on Colleges (SACS-COC). The review committee's concern is the lack of conformity of policy and practice between the Alpine campus and the campuses of the Rio Grande College (Del Rio, Eagle Pass, and Uvalde). To bring the University's policies and practices into compliance with the SACS-COC comments, Sul Ross State University is engaged in a process of developing uniform degree plans and, accordingly, uniform designation for the degrees offered by the University. Currently, Sul Ross State University-Alpine offers a Master of Education in Educational Leadership degree which requires thirty semester credit hours. The same degree offered through Sul Ross State University-Rio Grande College, currently designated as the Master of Education in School Administration degree, requires thirty-six semester credit hours. The University is requesting a uniform thirty semester credit hour degree for both SRSU-Alpine and SRSU-RGC. The Classification of Instructional Programs (CIP) Code for both the Master of Education in Educational Leadership and the Master of Education in School Administration is 13.0401.00. The change in the number of semester credit hours required in the Master of Education in School Administration degree for SRSU-Rio Grande College to thirty semester credit hours brings the university into compliance with SACS-COC standards. The implementation date for the change in semester credit hours is January, 2019.



## **LIT: Program Closure Clerical Certificate**

Lamar Institute of Technology is permitted to close the Clerical Certificate Program effective Fall 2018.

### **Explanation**

LIT's proposed closure of the Clerical Certificate Program is necessary due to low enrollment and restructuring of the Office Management and Administration Program. There will be no impact on faculty. Current faculty will continue to teach Office Management and Administration Program AAS and Certificate courses.

## **LIT: Program Closure Medical Office Records Certificate**

Lamar Institute of Technology is permitted to close the Medical Office Records Certificate Program effective Fall 2018.

### **Explanation**

LIT's proposed closure of the Medical Office Records Certificate Program is necessary due to low enrollment and restructuring of the Office Management and Administration Program. There will be no impact on faculty. Current faculty will continue to teach Office Management and Administration Program courses.

## **LSC-O: Program Modification for CERT Ordinary Seaman/BST**

Lamar State College-Orange is authorized to modify the certificate program for Ordinary Seaman/BST (from 16 to 15 program hours) as outlined below.

### **Explanation**

This change is dictated by the Texas Higher Education Coordinating Board. LSC-O proposes deleting NAUT 2471, Terrestrial and Coastal Navigation, due to it being an advanced course for this program, and adding EDUC 1300, Learning Frameworks, to maintain the certificate level of 15 program hours.

- EDUC 1300 Learning Frameworks **(ADD)**
- NAUT 1372 Seamanship I
- NAUT 1374 Basic Safety and Survival Training
- NAUT 1471 Introduction to Ships and Shipping
- NAUT 2274 Basic Stability and Ship Construction
- NAUT 2471 Terrestrial and Coastal Navigation **(DELETE)**

## TSUS: Curriculum Changes

The proposed Course Additions, Deletions and Changes for the following Texas State University System components are approved.

<b>COMPONENT</b>	<b>COURSE ADDITIONS</b>	<b>COURSE DELETIONS</b>	<b>COURSE CHANGES</b>
Lamar University	6	3	2
Sam Houston State University (2018-19)	55	0	0
Sam Houston State University (2019-20)	0	23	39
Sul Ross State University	15	1	5
Texas State University	29	0	4
Lamar Institute of Technology	0	0	0
Lamar State College – Orange	0	0	0
Lamar State College – Port Arthur	0	0	0

### Explanation

In accordance with the *System Rules and Regulations, Chapter III, Section 1.(10) Curriculum Matters, Subsection 1.(10)2 Course additions, deletions, and changes* shall be submitted to the Board of Regents for approval.

# CURRICULUM INVENTORY REPORT

Lamar University

August 2018

COLLEGE/ Academic Unit	COURSE ADDITIONS	COURSE DELETIONS	COURSE TITLE CHANGES	NET ADDITIONS/ DELETIONS
<b>COLLEGE OF ARTS AND SCIENCES</b>				
Biology	1			1
Computer Science	1			1
Mathematics	3	2	2	1
<b>COLLEGE OF EDUCATION AND HUMAN DEVELOPMENT</b>				
Educational Leadership	1			1
<b>COLLEGE READINESS</b>				
Mathematics		1		-1
<b>TOTAL</b>	<b>6</b>	<b>3</b>	<b>2</b>	<b>3</b>

## COLLEGE OF ARTS & SCIENCES

### *Biology*

#### **ADDITION**

BIOL 4412 Molecular Genetics

### *Computer Science*

#### **ADDITION**

CPSC 4361 Secure Software Engineering

### *Mathematics*

#### **ADDITIONS**

MATH 0372 Foundations in Pre-calculus

MATH 2318 Linear Algebra

MATH 2415 Calculus III

#### **CHANGES**

From

MATH 3350 Modern Algebra I

to

MATH 3350 Modern Algebra – Groups

From

MATH 3351 Modern Algebra II

to

MATH 3351 Modern Algebra – Rings

#### **DELETIONS**

MATH 3328 Linear Algebra I

MATH 3435 Calculus III

**COLLEGE OF EDUCATION & HUMAN DEVELOPMENT**

***Educational Leadership***

**ADDITION**

EDLD 5389 Developing Effective Professional Learning

**COLLEGE READINESS**

***Mathematics***

**DELETION**

CRMA 0372 College Readiness Algebra II

**Sam Houston State University  
Course Additions, Deletions, Changes  
2018-2019**

<b>COLLEGE/ Academic Unit</b>	<b>COURSE ADDITIONS</b>	<b>COURSE DELETIONS</b>	<b>COURSE CHANGES: PREFIX, HRS, NUMBER AND/OR TITLE</b>	<b>NET ADDITIONS/ DELETIONS</b>
<b>COLLEGE OF CRIMINAL JUSTICE</b>				
Criminal Justice and Criminology	1	0	0	+1
<b>COLLEGE OF EDUCATION</b>				
Educational Leadership	6	0	0	+6
Language, Literacy, and Special Populations	2	0	0	+2
<b>COLLEGE OF FINE ARTS AND MASS COMMUNICATION</b>				
Art	2	0	0	+2
Mass Communication	5	0	0	+5
<b>COLLEGE OF HEALTH SCIENCES</b>				
Kinesiology	1	0	0	+1
Population Health	1	0	0	+1
<b>COLLEGE OF HUMANITIES AND SOCIAL SCIENCES</b>				
Communication Studies	3	0	0	+3
English	14	0	0	+14
History	17	0	0	+17
Psychology and Philosophy	1	0	0	+1
Sociology	1	0	0	+1
<b>COLLEGE OF SCIENCE AND ENGINEERING TECHNOLOGY</b>				
Geography and Geology	1	0	0	+1
<b>TOTAL</b>	<b>55</b>	<b>0</b>	<b>0</b>	<b>55</b>

## **COLLEGE OF CRIMINAL JUSTICE**

### **Department of Criminal Justice & Criminology**

#### **ADDITIONS**

CRIJ 4374 Philosophy of Crime & Justice

## **COLLEGE OF EDUCATION**

### **Department of Educational Leadership**

#### **ADDITIONS**

EDLD 7111 Doctoral Studies in Ed Ldrship

HEDL 7110 Doctoral Studies in Higher Ed

HEDL 7332 Org and Admin of Higher Ed

HEDL 7361 Assessment & Eval in Higher Ed

HEDL 7372 Div & Culture in Higher Ed

HEDL 8033 Dissertation

### **Department of Language, Literacy, and Special Populations**

#### **ADDITIONS**

SPED 6329 Personnel Supervision in ABA

SPED 6331 Adv Concepts & Prin in ABA

## **COLLEGE OF FINE ARTS AND MASS COMMUNICATION**

### **Department of Art**

#### **ADDITIONS**

ARTS 3355 Animation Pre-Production

ARTS 4343 Advanced Interactive Design

### **Department of Mass Communication**

#### **ADDITIONS**

MCOM 2374 Sports Media Production I

MCOM 3363 Spanish-Language Broadcasting



MCOM 4374 Sports Media Production II  
MCOM 4381 Social Marketing for PR & Adv  
MCOM 4385 Social Media for PR & Adv

## **COLLEGE OF HEALTH SCIENCES**

### **Department of Kinesiology.**

#### **ADDITIONS**

KINE 5386 EKG/Cardiac Conditions

### **Department of Population Health**

#### **ADDITIONS**

HLTH 4391 Capstone and Grant Writing

## **COLLEGE OF HUMANITIES AND SOCIAL SCIENCES**

### **Department of Communication Studies**

#### **ADDITIONS**

COMS 2393 Computer Mediated Communication

COMS 5333 Qualitative Comm Research

COMS 5398 Sexual and Affectionate Comm

### **Department of English**

#### **ADDITIONS**

ENGL 5306 American Lit: Pre-Civil War

ENGL 5307 American Lit: Post-Civil War

ENGL 5308 US Ethnic Literatures

ENGL 5309 British Lit: Pre-Industrial

ENGL 5310 British Lit: Post-Industrial

ENGL 5311 Anglophone Literature

ENGL 6096 MFA Thesis I

ENGL 6097 MFA Thesis II  
ENGL 6301 Literary Theory Seminar  
ENGL 6302 Seminar in a Major Author  
ENGL 6303 English Linguistics Seminar  
ENGL 6304 Literary Movements Seminar  
ENGL 6305 Literary Genre Seminar  
ENGL 6306 Global Ethnic Literatures

### **Department of History**

#### **ADDITIONS**

HIST 3300 The Historian's Craft  
HIST 3301 Applied Public History  
HIST 3310 Mesoamerican History  
HIST 3311 African Civilizations to 1800  
HIST 3312 History of East Africa  
HIST 3317 War & Revolution in China  
HIST 3318 Colonial Southeast Asia  
HIST 5307 Intellectual History  
HIST 5320 Mesoamerican Civilizations  
HIST 5338 Empires in World History  
HIST 5355 Holocaust & Genocide  
HIST 5359 The Audible Past  
HIST 5360 African Environmental History  
HIST 5364 Seminar in War & Violence  
HIST 5366 The Reconstruction Era  
HIST 5367 World War II  
HIST 5386 African American Civil Rights

**Department of Psychology and Philosophy**

**ADDITIONS**

PHIL 4374 Philosophy of Crime & Justice

**Department of Sociology**

**ADDITIONS**

SOCI 5384 Seminar in Economy and Society

**COLLEGE OF SCIENCE AND ENGINEERING TECHNOLOGY**

**Department of Geography and Geology**

**ADDITIONS**

GEOG 4367 GIS Programming

**Sam Houston State University  
Course Additions, Deletions, Changes  
2019-2020**

<b>COLLEGE/ Academic Unit</b>	<b>COURSE ADDITIONS</b>	<b>COURSE DELETIONS</b>	<b>COURSE CHANGES: PREFIX, HRS, NUMBER AND/OR TITLE</b>	<b>NET ADDITIONS/ DELETIONS</b>
<b>COLLEGE OF CRIMINAL JUSTICE</b>				
Forensic Science	0	0	1	0
<b>COLLEGE OF EDUCATION</b>				
Counselor Education	0	1	3	-1
Curriculum and Instruction	0	0	1	0
Educational Leadership	0	0	9	0
Language, Literacy, and Special Populations	0	0	4	0
<b>COLLEGE OF FINE ARTS AND MASS COMMUNICATION</b>				
Dance	0	0	2	0
Mass Communication	0	0	1	0
<b>COLLEGE OF HEALTH SCIENCES</b>				
Nursing	0	5	0	-5
Population Health	0	0	2	0
<b>COLLEGE OF HUMANITIES AND SOCIAL SCIENCES</b>				
English	0	16	7	-16
History	0	1	3	-1
World Languages and Cultures	0	0	6	0
<b>TOTAL</b>	<b>0</b>	<b>23</b>	<b>39</b>	<b>-23</b>

## **COLLEGE OF CRIMINAL JUSTICE**

### **Department of Forensic Science**

#### **CHANGES**

FORS 7389 Practicum  
TO  
FORS 7089 Practicum

## **COLLEGE OF EDUCATION**

### **Department of Counselor Education**

#### **DELETIONS**

COUN 5113 Assnt Marriage & Family Therapy

#### **CHANGES**

COUN 6332 Theories of Marr & Family Therapy  
TO  
COUN 6332 Theories: Mar, Cple & Fam Coun

COUN 6333 Techniques of Couple Therapy  
TO  
COUN 6333 Techniques of Couples Counseling

COUN 6338 Techniques of Family Therapy  
TO  
COUN 6338 Techniques of Family Coun

### **Department of Curriculum and Instruction**

#### **CHANGES**

CIED 5085 Current Issues in Education  
TO  
CIED 5085 Advanced Research in Teaching

### **Department of Educational Leadership**

#### **CHANGES**

EDLD 7373 The American Higher Ed System  
TO  
HEDL 7373 History of Amer Higher Ed Sys

HIED 7088 Special Topics in Higher Ed  
TO  
HEDL 7088 Special Topics in Higher Ed

HIED 7089 Independent Study Higher Ed  
 TO  
 HEDL 7089 Independent Study Higher Ed  
  
 HIED 7374 The College Student  
 TO  
 HEDL 7374 The College Student  
  
 HIED 7375 Higher Education Finance  
 TO  
 HEDL 7375 Higher Education Finance  
  
 HIED 7376 Higher Education Curriculum  
 TO  
 HEDL 7376 Teaching & Learning in HiEd  
  
 HIED 7377 Applied Leadership in Higher Ed.  
 TO  
 HEDL 7377 Ldrshp of Higher Ed Institu  
  
 HIED 7378 Higher Ed Law & Governance  
 TO  
 HEDL 7378 Legal Issues in Higher Ed  
  
 HIED 7387 Independent Study  
 TO  
 HEDL 7387 Independent Study

### **Department of Language, Literacy, and Special Populations**

#### **CHANGES**

BESL 6088 Special Topics International Literacy  
 TO  
 BESL 6088 Special Topics TESOL  
  
 LITC 7366 History of Reading  
 TO  
 LITC 7366 History of Literacy  
  
 SPED 6303 Behavioral Assmnt & Interventn  
 TO  
 SPED 6303 Behvrl Intervntn & Change Proc  
  
 SPED 6307 Behavior Change & Sys Support  
 TO  
 SPED 6307 Behvrl Assmnt Iss & Proc

### **COLLEGE OF FINE ARTS AND MASS COMMUNICATION**

#### **Department of Dance**

## **CHANGES**

DANC 1372 Dance as Art  
TO  
DANC 1372 Dance and Popular Culture

DANC 2372 Dance History  
TO  
DANC 3372 Dance History

### **Department of Mass Communication**

## **CHANGES**

MCOM 3365 Announcing for Broadcast News  
TO  
MCOM 3365 Broadcast Performance

## **COLLEGE OF HEALTH SCIENCES**

### **School of Nursing**

## **DELETIONS**

NURS 3250 Envisioning Nursing Practice  
NURS 3251 Cultural Perspectives in Nursg  
NURS 3350 Pharmacology in Nursing  
NURS 3420 Pathophysiology and Pharmacology for Nursing  
NURS 4610 Adlt Hlth II/Psy Ment Hlth Lab

### **Department of Population Health**

## **CHANGES**

HLTH 3391 Human Diseases  
TO  
HLTH 2391 Human Diseases  
HLTH 4360 Research Methods/Grantsmanship  
TO  
HLTH 4360 Research Methods/Statistics

## **COLLEGE OF HUMANITIES AND SOCIAL SCIENCES**

### **Department of English**

## **DELETIONS**

ENGL 5369 The Novel

ENGL 5370 Multicultural Literature

ENGL 5371 Modern World Literature

ENGL 5372 Early American Literature

ENGL 5375 Restoration-18Th Cent Brit Lit

ENGL 5376 The Classical Tradition

ENGL 5377 Early & Middle English Lit

ENGL 5378 Renaissance-17th Cent Brit Lit

ENGL 5379 Romantic Literature

ENGL 5380 Victorian Literature

ENGL 5381 Eng Lit, 1900 to the Present

ENGL 5385 American Literature, 1800-1860

ENGL 5386 American Literature, 1860-1920

ENGL 5387 American Lit, 1920-the Present

ENGL 5388 Major Figures in Amer Poetry

ENGL 5391 Major Figures in Brit Poetry

### **CHANGES**

ENGL 5330 Graduate Research: Methods & Theories  
TO

ENGL 5301 Graduate Research: Methods & Theories

ENGL 5339 Dir Stu Sel Top Lit Lang  
TO

ENGL 5312 Directed Study

ENGL 5368 Literary Criticism and Theory  
TO

ENGL 5302 Literary Theory

ENGL 5383 English Linguistics  
TO

ENGL 5304 English Linguistics

ENGL 5389 Hist and Dvlp of English Language



TO  
ENGL 5303 Hist and Dvlpt of the English Language

ENGL 6098 Thesis I  
TO  
ENGL 6098 MA Thesis I

ENGL 6099 Thesis II  
TO  
ENGL 6099 MA Thesis II

### **Department of History**

#### **DELETIONS**

HIST 5391 Asian History

#### **CHANGES**

HIST 5333 Topics in His of PreModern Wld  
TO  
HIST 5333 Pre-Modern World History

HIST 5336 Topics in the History of Pre-Modern Europe  
TO  
HIST 5336 Pre-Modern European History

HIST 5373 The Am Civil War & Reconstruct  
TO  
HIST 5373 US Civil War

### **Department of World Languages and Cultures**

#### **CHANGES**

FOLG 1411 Beginning Foreign Language I  
TO  
WOLC 1411 Beginning Foreign Language I

FOLG 1412 Beginning Foreign Language II  
TO  
WOLC 1412 Beginning Foreign Language II

FOLG 2311 Intermediate Foreign Language  
TO  
WOLC 2311 Intermediate Foreign Language

FOLG 2312 Intermed Foreign Language II  
TO  
WOLC 2312 Intermed Foreign Language II

FOLG 3061 Individual Readings  
TO  
WOLC 3061 Individual Readings

FOLG 4363 How Languages are Learned: Concepts & Methods  
TO  
WOLC 4363 How Languages are Learned: Concepts & Methods

SUL ROSS STATE UNIVERSITY

S U M M A R Y T A B L E

SHOWING MAGNITUDE OF REQUESTS FOR THE ADDITION, DELETION, AND  
CHANGES IN COURSES

<u>DEPARTMENT/ PROGRAM</u>	<u>COURSE ADDITIONS</u>	<u>COURSE DELETIONS</u>	<u>COURSE CHANGES: PREFIX, NUMBER, AND/OR TITLE</u>	<u>NET ADDITIONS/ DELETIONS</u>
--------------------------------	-----------------------------	-----------------------------	---	---

\*\*\*\*COLLEGE OF ARTS AND SCIENCES\*\*\*\*

Department:

Fine Arts and Communication	0	-1	0	-1
Languages and Literature	4	0	1	4
Subtotal	4	-1	1	3

\*\*\*\*COLLEGE OF EDUCATION AND PROFESSIONAL STUDIES\*\*\*\*

Department:

Business Administration	1	0	0	1
Education	6	0	3	6
Subtotal	7	0	3	7
TOTAL	11	-1	4	10

\*\*\*RIO GRANDE COLLEGE\*\*\*

\*\*\*\*DEPARTMENT OF EDUCATION\*\*\*\*

Program:

Education	0	0	1	0
Subtotal	0	0	1	0

\*\*\*\*DEPARTMENT OF HUMANITIES\*\*\*\*

Program:

English	1	0	0	1
History	1	0	0	1
Spanish	1	0	0	1
Subtotal	3	0	0	3

\*\*\*\*DEPARTMENT OF NATURAL AND BEHAVIORAL SCIENCES\*\*\*\*

Program:

Biology	1	0	0	1
Subtotal	1	0	0	1
TOTAL	4	0	1	4
GRAND TOTAL	15	-1	5	14

## **COLLEGE OF ARTS AND SCIENCES**

### **Department of Fine Arts and Communication**

#### **DELETIONS**

FA 1304 Art History for the Designer

### **Department of Languages and Literature**

#### **ADDITIONS**

ENG 3309 English Literature from Beowulf to 1800

ENG 3310 English Literature from 1800 to Present

ENG 4306 American Literature to 1865

ENG 4308 American Literature 1865 to 1940

#### **CHANGES**

SPAN 2305 Introduction to Spanish Literature  
TO

SPAN 3304 Introduction to Spanish Literature

## **COLLEGE OF EDUCATION AND PROFESSIONAL STUDIES**

### **Department of Business Administration**

#### **ADDITIONS**

MGT 4322 Management Communication

### **Department of Education**

#### **ADDITIONS**

ED 5332 Educational Research I

ED 5333 Educational Research II

ED 6312 Curriculum, Instruction and Assessment

ED 7100 Practicum I for Certification

ED 7101 Practicum II for Certification

ED 7102 Practicum II for Certification

#### **CHANGES**

ED 5308 Foundations of Reading  
TO

ED 5308 Foundations of Literacy

ED 6315 Design and Implementation of the Instruction Program  
TO

ED 6315 Instructional Leadership: Planning, Implementation and Monitoring of the Instructional Program

ED 7313 Practicum in School Administration  
TO

ED 7313 Practicum in School Administration-Noncertification

## **RIO GRANDE COLLEGE**

### **DEPARTMENT OF EDUCATION**

#### **CHANGES**

EDUC 5308 Elementary Reading  
TO

EDUC 5308 Foundations of Literacy

**DEPARTMENT OF HUMANITIES**

ADDITIONS

ENGL 4300 Portfolio Capstone Course  
HST 3311 The Study of History  
SPN 3304 Introduction to Spanish Literature

**DEPARTMENT OF NATURAL AND BEHAVIORAL SCIENCES**

ADDITIONS

BIO 4101 Biology Senior Review

**Texas State University**

**Curriculum Changes**

COLLEGE/ACADEMIC UNIT	ADDITIONS	DELETIONS	CHANGES	NET ADDITIONS/ DELETIONS
<b>MCCOY COLLEGE OF BUSINESS</b>				
<b>ADMINISTRATION</b>				
Computer Information Systems and Quantitative Methods	19	0	4	19
Marketing	10	0	0	10
<b>TOTAL</b>	<b>29</b>	<b>0</b>	<b>4</b>	<b>29</b>

**MCCOY COLLEGE OF BUSINESS ADMINISTRATION**

Department of Computer Information Systems and Quantitative Methods

**ADDITIONS:**

- CIS 5199B Thesis
- CIS 5299B Thesis
- CIS 5357 Computing for Data Analytics
- CIS 5367 Machine Learning
- CIS 5399A Thesis
- CIS 5399B Thesis
- CIS 5599B Thesis
- CIS 5999B Thesis
- QMST 5199B Thesis
- QMST 5299B Thesis
- QMST 5336 Analytics
- QMST 5342 Probability and Statistical Models
- QMST 5343 Data Mining
- QMST 5390 Topics in Data Analytics
- QMST 5390A Statistical Computing
- QMST 5399A Thesis
- QMST 5399B Thesis
- QMST 5599B Thesis
- QMST 5999B Thesis

**CHANGES:**

- CIS 5390 Topics in Computer Information Systems
- CIS 5395 Internship in Computer Information Systems
- QMST 5332 Optimization
- QMST 5335 Forecasting and Simulation

Department of Marketing

**ADDITIONS:**

- MKT 5199B Thesis
- MKT 5299B Thesis

MKT 5323 Qualitative Research in Marketing  
MKT 5340 Digital Marketing  
MKT 5345 Marketing Analytics  
MKT 5350 Strategic Marketing Analysis and Planning  
MKT 5399A Thesis  
MKT 5399B Thesis  
MKT 5599B Thesis  
MKT 5999B Thesis



## **TSUS: Out-of-State/Out-of-Country Course Offerings**

### **Recommendation**

The proposed Out-of-State/Out-of-Country Course Offerings for the following Texas State University System components are approved.

### **Background**

In accordance with the *System Rules and Regulations, Chapter III, Section 1.(10) Curriculum Matters, Subsection 1.(10)6 Out-of-state course offerings* shall be submitted to the Board of Regents for approval.

**LAMAR UNIVERSITY**  
Out of Country Study Report August 2018

Location: Waterford, Ireland  
Course Number and Title: CRIJ-4313 Deviance in Sports  
Dates of Travel: May 28 – June 10, 2017  
Instructor: Dr. Eric Bronson, Associate Professor and Director of Criminal Justice Programs  
Credit for Course: 3 Semester Credit Hours

Location: Waterford, Ireland  
Course Number and Title: CRIJ-4365 Global Crime Control  
Dates of Travel: May 28 – June 10, 2017  
Instructor: Dr. Jim Mann, Associate Professor of Criminal Justice  
Credit for Course: 3 Semester Credit Hours

Location: Waterford, Ireland  
Course Number and Title: PSYC-4301 International Psychology  
Dates of Travel: May 28 – June 10, 2017  
Instructor: Dr. Judi Mann, Associate Professor of Psychology  
Credit for Course: 3 Semester Credit Hours

Location: Liverpool, England & Dublin, Ireland  
Course Number and Title: SPHS-4332 Neurology  
Dates of Travel: May 21 – May 31, 2017  
Instructor: Ms. Delanea Bronson, Instructor of Speech-Language Pathology  
Credit for Course: 3 Semester Credit Hours

Location: Liverpool, England & Dublin, Ireland  
Course Number and Title: SPHS-5350 Dementia-Friendly Community Engagement  
Dates of Travel: May 21 – May 31, 2017  
Instructor: Ms. Karen Whisenhunt-Saar, Instructor of Speech-Language Pathology  
Credit for Course: 3 Semester Credit Hours

**Texas State University**

**Out-of-Country Programs for Spring 2019**

**Location:** Belize City, Belize  
**Course Number and Title:** NURS 4280 Community-Based Nursing Practicum  
**Dates of Travel:** January 7, 2019 – January 18, 2019  
**Instructor:** Dr. Gay Lynn Armstrong

**Location:** Atenas, Costa Rica  
**Course Number and Title:** HS 4300 International Healthcare and Wellness  
HS 5200 International Healthcare and Wellness  
HS 7200 International Healthcare and Wellness  
**Dates of Travel:** January 3, 2019 – January 13, 2019  
**Instructor:** Dr. Suzanna Okere

**Location:** San Jose, Costa Rica  
**Course Number and Title:** NURS 4280 Community-Based Nursing Practicum  
**Dates of Travel:** January 7, 2019 – January 18, 2019  
**Instructor:** Dr. Elizabeth Biggan

**Location:** Georgetown, Guyana  
**Course Number and Title:** RC 4225 Specialization Internship  
**Dates of Travel:** January 5, 2019 – January 17, 2019  
**Instructor:** Dr. Sharon Armstead

CONSENT – FINANCE AND AUDIT

## **TSUS: Operating Budget and Related Adjustments**

### **Recommendation**

The proposed Operating Budget and Related Adjustments for the Texas State University System components are approved.

### **Background**

The Texas State University System *Rules and Regulations (Chapter III, Paragraph 1.32)* requires certain budget adjustments be submitted to the Board of Regents for approval.

**Texas State University System Administration**  
**FISCAL YEAR 2018 OPERATING BUDGET AND RELATED ADJUSTMENTS**  
**For the Period Ending May 31, 2018**

Fund	Original Budget Totals	Previously Approved Changes	Current Quarter		Proposed Adjusted Budget
			Requesting Board Approval	Approved By Chancellor	
Education & General	11,459,601	1,534,171	0	0	12,993,772
Designated	0	0	0	0	0
Auxiliary Enterprises	0	0	0	0	0
<b>Total</b>	<b>11,459,601</b>	<b>1,534,171</b>	<b>0</b>	<b>0</b>	<b>12,993,772</b>

**EDUCATION & GENERAL**

Requested Budget Adjustments:

Total Requested Budget Adjustments This Period 0

Current Period Adjustments Approved by Chancellor:

Total Adjustments Approved by Chancellor This Period 0

**DESIGNATED**

Requested Budget Adjustments:

Total Requested Budget Adjustments This Period 0

Current Period Adjustments Approved by Chancellor:

Total Adjustments Approved by Chancellor This Period 0

**AUXILIARY ENTERPRISES**

Requested Budget Adjustments:

Total Requested Budget Adjustments This Period 0

Current Period Adjustments Approved by Chancellor:

Total Adjustments Approved by Chancellor This Period 0

**Lamar University**  
**FISCAL YEAR 2018 OPERATING BUDGET AND RELATED ADJUSTMENTS**  
**For the Period Ending May 31, 2018**

Fund	Original Budget Totals	Previously Approved Changes	Current Quarter		Proposed Adjusted Budget
			Requesting Board Approval	Approved By President	
Education & General	\$ 111,864,430	\$ -	\$ 365,374	\$ -	\$ 112,229,804
Designated	97,201,918	1,900,000	307,125	-	99,409,043
Auxiliary Enterprises	41,749,547	7,500	200,000	-	41,957,047
<b>Total</b>	<b>\$ 250,815,895</b>	<b>\$ 1,507,500</b>	<b>\$ 872,499</b>	<b>\$ -</b>	<b>\$ 253,595,894</b>

**EDUCATION & GENERAL**

Requested Budget Adjustments:

Increase budget to cover prior year encumbrances	\$ 365,374
<b>Total Requested Budget Adjustments This Period</b>	<b>\$ 365,374</b>

Current Period Adjustments Approved by President:

Total Adjustments Approved by President This Period	<u>\$ -</u>
---	-------------

**DESIGNATED**

Requested Budget Adjustments:

Increase transfer out budget for Internal Audit moving to System	\$ 307,010
Increase budget revenue exceeded budget	115
<b>Total Requested Budget Adjustments This Period</b>	<b>\$ 307,125</b>

Current Period Adjustments Approved by President:

Total Adjustments Approved by President This Period	<u>\$ -</u>
---	-------------

**AUXILIARY ENTERPRISES**

Requested Budget Adjustments:

Increase Parking budget	\$ 200,000
<b>Total Requested Budget Adjustments This Period</b>	<b>\$ 200,000</b>

Current Period Adjustments Approved by President:

Total Adjustments Approved by President This Period	<u>\$ -</u>
---	-------------

**SAM HOUSTON STATE UNIVERSITY**  
**FISCAL YEAR 2018 OPERATING BUDGET AND RELATED ADJUSTMENTS**  
**For the Period Ending May 31, 2018**

Fund	Original Budget Totals	Previously Approved Changes	Current Quarter		Proposed Adjusted Budget
			Requesting Board Approval	Approved By President	
Education Using General	117,722,824	10,145		68,352	117,801,321
Designated	132,287,289	2,385,537	1,662,221	489,381	136,824,429
Auxiliary Enterprises	59,911,300	2,680,783	2,469,000	270,412	65,331,495
<b>Total</b>	<b>309,921,413</b>	<b>5,076,465</b>	<b>4,131,221</b>	<b>828,146</b>	<b>319,957,245</b>

**EDUCATION Using GENERAL**

Current Period Adjustments Approved by President:

Increase budget by earned revenue amount	8,352
Using reserves to fund doctoral student salaries	60,000
<b>Total Adjustments Approved by President This Period</b>	<b>68,352</b>

**DESIGNATED**

Requested Budget Adjustments:

Increase Distance Learning budget to actual for Fall Semester	751,770
Increase Distance Learning budget to actual for Spring Semester	660,452
Using reserves to repair/renovate Coliseum restroom	250,000
<b>Total Requested Budget Adjustments This Period</b>	<b>1,662,221</b>

Current Period Adjustments Approved by President:

Using reserves to fund student study abroad scholarships	35,000
Using reserves to cover Study Abroad expenses	7,000
Using reserves to fund Career Counselor position	59,836
Increase budget to pay expenses for additional student	2,715
Increase budget to cover Study Abroad costs	15,580
Using reserves to purchase lab equipment and supplies	46,000
Increase budget to actual revenue	12,600
Increase budget to fund building renovations	38,455
Increase budget to cover employee fringes	116,400
Using reserves to pay for faculty teaching online	140,000
Using reserves to cover Study Abroad expenses	2,400
Increase budget to cover student wages	4,000
Increase budget to cover supplies for program	4,250
Increase budget to cover cost of light project	250
Increase budget to cover CART services at May commencement	2,595
Increase budget for revenue received	2,300
<b>Total Adjustments Approved by President This Period</b>	<b>489,381</b>



**SAM HOUSTON STATE UNIVERSITY**

**AUXILIARY ENTERPRISES**

Requested Budget Adjustments:

Increase budget for meal plan	2,469,000
Total Requested Budget Adjustments This Period	<u>2,469,000</u>

Current Period Adjustments Approved by President:

Using reserves to cover operational expenses	35,000
Using reserves to cover football officials	60,000
Increase budget to cover operations	4,702
Using reserves to cover expenses and correct negative budget	950
Using reserves to cover costs mainenancet in building	6,000
Increase budget to cover operating expenses	11,000
Increase budget to cover the purchase of a new golf cart	7,413
Using reserves to cover expense of the new Rewards Program	7,500
Increase budget to cover Interpreting Services	800
Increase budget to cover operational expenses	6,000
Using reserves to cover operational expenses	5,000
Increase budget to cover event	1,699
Increase budget to cover operational expenses	450
Increase budget to cover operational expenses	25,000
Increase budget to transfer to Bearkat Club	63,700
Increase budget to cover expenses for student employees	5,023
Increase budget to cover operational expenses	1,550
Establish budget for new auxiliary fund	10,000
Using reserves to operational expenses	18,627
Total Adjustments Approved by President This Period	<u>270,412</u>

**SUL ROSS STATE UNIVERSITY**  
**FISCAL YEAR 2018 OPERATING BUDGET AND RELATED ADJUSTMENTS**  
**For the Period Ending May 31, 2018**

Fund	Original Budget Totals	Previously Approved Changes	Current Quarter		Proposed Adjusted Budget
			Requesting Board Approval	Approved By President	
Education & General	29,236,768	0	0	0	29,236,768
Designated	5,626,090	0	0	0	5,626,090
Auxiliary Enterprises	6,353,112	0	0	178,789	6,531,901
<b>Total</b>	<b>41,215,970</b>	<b>0</b>	<b>0</b>	<b>178,789</b>	<b>41,394,759</b>

**EDUCATION & GENERAL**

Current Period Adjustments Approved by President:	
Increasing Budget for Building Maintenance	0
Prior Year Carry Forward for Education & General	0
Total Adjustments Approved by President This Period	<u>0</u>

**DESIGNATED**

Requested Budget Adjustments:	
Increasing Budget for	0
Total Requested Budget Adjustments This Period	<u>0</u>

Current Period Adjustments Approved by President:

Total Adjustments Approved by President This Period	<u>0</u>
---	----------

**AUXILIARY ENTERPRISES**

Requested Budget Adjustments:	
Increasing Budget for	0
Total Requested Budget Adjustments This Period	<u>0</u>

Current Period Adjustments Approved by President:

Using Game Guarantees for Men's Basketball	6,346
One Card Implementation for OIT	69,363
Cleaning of Grease Traps	3,650
Summer Housing Repairs	99,430
Total Adjustments Approved by President This Period	<u>178,789</u>

**Texas State University**  
**FISCAL YEAR 2018 OPERATING BUDGET AND RELATED ADJUSTMENTS**  
**For the Period Ending May 31, 2018**

Fund	Original Budget Totals	Previously Approved Changes	Current Quarter		Proposed Adjusted Budget
			Requesting Board Approval	Approved By President	
Education & General	283,839,054	3,726,410	193,152	70,894	287,829,510
Designated	275,269,180	39,253,284	7,437,477	628,757	322,588,698
Auxiliary Enterprises	149,978,000	28,475,558	3,841,322	253,465	182,548,345
<b>Total</b>	<b>709,086,234</b>	<b>71,455,252</b>	<b>11,471,951</b>	<b>953,115</b>	<b>792,966,552</b>

**EDUCATION & GENERAL**

Requested Budget Adjustments:

    Increasing Budget for Education & General Projects (3) 193,152

Total Requested Budget Adjustments This Period 193,152

Current Period Adjustments Approved by President:

    Prior Year Carry Forward for Higher Education Funds 50,503

    Prior Year Carry Forward for Education & General 20,390

Total Adjustments Approved by President This Period 70,894

**DESIGNATED**

Requested Budget Adjustments:

    Increasing Budget for Athletic Concessions 1,500,000

    Using Computer Service Fee Reserves for Life Cycle Refresh 900,000

    Using Designated Method Reserves for Debt Service 687,943

    Increasing Budget for Designated Programs (50) 444,418

    Using Student Publication Fee Reserves for Student Center Expansion 400,000

    Using Library Fee Reserves for Strategic Initiatives 350,000

    Increasing Budget for Research Science Center 326,638

    Increasing Science Technology and Advanced Research Park Budget 170,000

    Increasing Budget for Band Programs 123,281

    Increasing Budget for Sponsored Programs 114,272

    Using International Education Fee Scholars Reserves for International Education Scholars 100,000

Additional Correcting Quarter 1 Budget Adjustments:

    Increasing Budget for Designated Programs (48) 260,766

    Increasing Budget for Texas Justice Court Training Center 120,656

Additional Correcting Quarter 2 Budget Adjustments:

    Increasing Budget for TRIP Contribution 1,068,255

    Increasing Budget for Sponsored Programs 242,150

    Increasing Budget for Designated Programs (50) 224,677

    Prior Year Carry Forward for Designated Method 171,746

    Increasing Budget for Texas Justice Court Training Center 125,658

    Increasing Budget from Sale of Assets 107,017

Total Requested Budget Adjustments This Period 7,437,477

## Texas State University

### Current Period Adjustments Approved by President:

Increasing Meadows Center Income-Generating Budget for Additional Income	84,000
Increasing Budget for Texas Justice Court Training Center	76,305
Using ALERRT Reserves for Information Technology Project	75,000
Increasing Budget for Choir Programs	52,305
Increasing RSC-Cleanroom Operations Budget for Cleanroom	10,000
Prior Year Carry Forward for Designated Accounts	9,644
Increasing RSC-Cleanroom-ADC Budget for Cleanroom	5,187
Increasing Environmental Services Fee Budget for AiM	5,000
Increasing Human Resources-Retirement Fair Budget	1,374

### Additional Correcting Quarter 1 Budget Adjustments Approved by President:

Increasing Budget for Construction and Concrete Career Fair	71,643
Increasing Budget for Sponsored Programs	62,627

### Additional Correcting Quarter 2 Budget Adjustments Approved by President:

Increasing Budget for Designated Method	90,659
Increasing Budget for Research and Science Center	85,011

Total Adjustments Approved by President This Period	<u>628,757</u>
---	----------------

## AUXILIARY ENTERPRISES

### Requested Budget Adjustments:

Using Student Center Event Mgmt./Catering Reserves for Student Center Expansion	1,050,000
Using Student Center Fee Reserves for Student Center Expansion	1,000,000
Using Student Center Food Service Reserves for Student Center Expansion	500,000
Using Student Center Retail Reserves for Student Center Expansion	500,000
Using Parking Services Reserves for Bobcat Stadium	359,375
Using Vending Reserves for Debt Service	144,001
Increasing Income for Health Center - Clinical Services	100,000

### Additional Correcting Quarter 1 Budget Adjustments:

Increasing Budget for Auxiliary Programs (10)	187,946
---	---------

Total Requested Budget Adjustments This Period	<u>3,841,322</u>
--	------------------

### Current Period Adjustments Approved by President:

Increasing Budget for Auxiliary Programs (11)	52,975
Increasing Budget for Women's Golf	51,693
Increasing Budget for Athletics	50,000
Using Athletics Reserves for Debt Service	12,265
Prior Year Carry Forward for Auxiliary	69

### Additional Correcting Quarter 2 Budget Adjustments Approved by President:

Increasing Budget for Auxiliary Programs (11)	86,462
---	--------

Total Adjustments Approved by President This Period	<u>253,465</u>
---	----------------

**Lamar Institute of Technology**  
**FISCAL YEAR 2018 OPERATING BUDGET AND RELATED ADJUSTMENTS**  
**For the Period Ending May 31, 2018**

Fund	Original Budget Totals	Previously Approved Changes	Current Quarter		Proposed Adjusted Budget
			Requesting Board Approval	Approved By President	
Education & General	14,388,617	77,452			14,466,069
Designated	6,444,337	207,711			6,652,048
Auxiliary Enterprises	2,095,393	36,019			2,131,412
<b>Total</b>	<b>22,928,347</b>	<b>321,182</b>	<b>0</b>	<b>0</b>	<b>23,249,529</b>

**EDUCATION & GENERAL**

Current Period Adjustments Approved by President:

Total Adjustments Approved by President This Period 0

**DESIGNATED**

Current Period Adjustments Approved by President:

Total Adjustments Approved by President This Period 0

**AUXILIARY ENTERPRISES**

Current Period Adjustments Approved by President:

Total Adjustments Approved by President This Period 0

**Lamar State College - Orange**  
**FISCAL YEAR 2018 OPERATING BUDGET AND RELATED ADJUSTMENTS**  
**For the Period Ending May 31, 2018**

Fund	Original Budget Totals	Previously Approved Changes	Current Quarter		Proposed Adjusted Budget
			Requesting Board Approval	Approved By President	
Education & General	15,939,430	513,408	49,184	0	16,502,022
Designated	6,192,453	373,707		4,000	6,570,160
Auxiliary Enterprises	833,283	89,252	0		922,535
<b>Total</b>	<b>22,965,166</b>	<b>976,367</b>	<b>49,184</b>	<b>4,000</b>	<b>23,994,717</b>

**EDUCATION & GENERAL**

Requested Budget Adjustments:

Cypress Center	<u>49,184</u>
Total Requested Budget Adjustments This Period	<u><u>49,184</u></u>

Current Period Adjustments Approved by President:

None	<u>0</u>
Total Adjustments Approved by President This Period	<u><u>0</u></u>

**DESIGNATED**

Requested Budget Adjustments:

None	<u>0</u>
Total Requested Budget Adjustments This Period	<u><u>0</u></u>

Current Period Adjustments Approved by President:

Testing	<u>4,000</u>
Total Adjustments Approved by President This Period	<u><u>4,000</u></u>

**AUXILIARY ENTERPRISES**

Requested Budget Adjustments:

None	<u>0</u>
Total Requested Budget Adjustments This Period	<u><u>0</u></u>

Current Period Adjustments Approved by President:

None	<u>0</u>
Total Adjustments Approved by President This Period	<u><u>0</u></u>

**Lamar State College Port Arthur**  
**FISCAL YEAR 2018 OPERATING BUDGET AND RELATED ADJUSTMENTS**  
**For the Period Ending May 31, 2018**

Fund	Original Budget Totals	Previously Approved Changes	Current Quarter		Proposed Adjusted Budget
			Requesting Board Approval	Approved By President	
Education & General	13,349,572	511,130	0	32,100	13,892,802
Designated	4,695,586	39,400	0	2,444	4,737,430
Auxiliary Enterprises	1,798,257	12,616	0	0	1,810,873
<b>Total</b>	<b>19,843,415</b>	<b>563,146</b>	<b>0</b>	<b>34,544</b>	<b>20,441,105</b>

**EDUCATION & GENERAL**

Requested Budget Adjustments:

Total Requested Budget Adjustments This Period	<u>0</u>
Current Period Adjustments Approved by President:	
Establish Budget for Disability Services	100
Establish Budget for Distance Learning	16,000
Establish Budget for Distance Learning	2,000
Establish Budget for Distance Learning	14,000
Total Adjustments Approved by President This Period	<u>32,100</u>

**DESIGNATED**

Requested Budget Adjustments:

Total Requested Budget Adjustments This Period	<u>0</u>
Current Period Adjustments Approved by President:	
Increase Budget for Vulysteke Repairs	1,934
Increase Budget for Technical Programs	510
Total Adjustments Approved by President This Period	<u>2,444</u>

**AUXILIARY ENTERPRISES**

Requested Budget Adjustments:

Total Requested Budget Adjustments This Period	<u>0</u>
--	----------

**TSUS: Final Operating Budget Adjustments**

Upon motion of Regent \_\_\_\_\_, seconded by Regent \_\_\_\_\_,  
it was ordered that:

Texas State University System Components is authorized to finalize fourth quarter operating budget adjustments.

**Explanation**

The Texas State University System Rules and Regulations (Chapter III, Paragraph 1.32) requires certain budget adjustments be submitted to the Board of Regents for approval. Approval of this motion authorizes the Components to make any necessary budget adjustments for the fourth quarter of the fiscal year, ending August 31<sup>st</sup>. Final fourth quarter budget adjustments will be presented to the Board of Regents at the November 2018 Board Meeting.



## **TSUS: Quasi Endowment Reports**

### **Recommendation**

The “Proposed Quasi Endowments” included in the accompanying Quasi Endowment Reports for The Texas State University System components are approved.

### **Background**

Approval of the reports will establish the proposed quasi endowments as listed on the reports.

**Sam Houston State University**  
**Quarterly Quasi Endowment Report**  
**March 1, 2018-May 31, 2018**

**Existing Quasi Endowment Fund Activity**

Fund Name		3/1/18 Beginning Value	Interest / Dividends	Realized Gains/Losses	Unrealized Gains/Losses	Gifts/Transfers	Expenses	* Distributions	5/31/18 Ending Value
Biological Science Seminar	510000	\$ 156,221.43	-	-	(4,931.46)	-	-	-	\$ 151,289.97
Geology Enhancement Scholars	510001	\$ 59,709.54	-	-	(1,884.86)	3,240.00	-	-	\$ 61,064.68
Houstonian Staff Scholarship	510002	\$ 78,086.60	-	-	(2,464.97)	-	-	-	\$ 75,621.63
Jim Stevens Information Tech Quasi	510003	\$ 43,911.63	-	-	(1,385.37)	75.00	-	-	\$ 42,601.26
Charles Carlow Business Office	510004	\$ 45,359.05	-	-	(1,431.54)	630.00	-	-	\$ 44,557.51
Alumni Relations Endowed	510005	\$ 467,558.61	-	-	(14,759.47)	-	-	-	\$ 452,799.14
Across University Writing Cent	510006	\$ 230,322.42	-	-	(7,270.61)	-	-	-	\$ 223,051.81
Agri Sciences Enrichment	510007	\$ 57,962.61	-	-	(1,829.71)	-	-	-	\$ 56,132.90
Pres Fund for Excellence	510008	\$ 196,369.06	-	-	(6,198.80)	-	-	-	\$ 190,170.26
CJ Graduate Scholarship	510009	\$ 923,867.25	-	-	(29,163.81)	-	-	-	\$ 894,703.44
Orange Keys Endowment	510010	\$ 91,490.24	-	-	(2,888.08)	-	-	-	\$ 88,602.16
Charles Schmidt Endowment	510011	\$ 41,462.93	-	-	(1,308.86)	-	-	-	\$ 40,154.07
Freshman Leaders Endowment	510012	\$ 86,720.17	-	-	(2,737.50)	-	-	-	\$ 83,982.67
Fish Hatchery	510014	\$ 40,354.15	-	-	(1,273.86)	-	-	-	\$ 39,080.29
Harmon Lowman Endowment	510015	\$ 78,966.75	-	-	(2,492.75)	-	-	-	\$ 76,474.00
Excellence in Teaching	510016	\$ 16,587.53	-	-	(523.62)	-	-	-	\$ 16,063.91
University Scholarships	510017	\$ 3,043,252.50	-	-	(96,066.67)	-	-	-	\$ 2,947,185.83
President's Discretionary	510018	\$ 116,919.86	-	-	(3,690.82)	-	-	-	\$ 113,229.04
Smith-Hutson Chair of Bank Quasi EN	510019	\$ 132,268.74	-	-	(4,175.34)	-	-	-	\$ 128,093.40
SH Museum Educ Center	515002	\$ 5,357.82	-	-	(169.13)	-	-	-	\$ 5,188.69
SHSU Lettermans Association	515003	\$ 184,073.03	-	-	(5,801.18)	325.00	-	-	\$ 178,596.85
General Scholarships	515004	\$ 227,171.80	-	-	(7,171.16)	-	-	-	\$ 220,000.64
Recreation Capital Projects	515005	\$ 332,449.14	-	-	(10,494.46)	-	-	-	\$ 321,954.68
COBA Enhancement Fund	515006	\$ 1,189,477.11	-	-	(37,548.35)	-	-	-	\$ 1,151,928.76
Sandel Covered Horse Arena	515009	\$ 453,240.09	-	-	(10,098.53)	20,675.95	-	-	\$ 463,817.51
Fred Pirkle Technology Center Fund	515010	\$ 1,519,148.19	-	-	(49,694.74)	-	499,210.08	-	\$ 970,243.37
Gibbs Ranch Agriculture Facilities	515011	\$ 1,208,143.23	-	-	(37,879.79)	8,028.03	-	-	\$ 1,178,291.47
HTCF Athletic Construction Fund	515012	-	-	-	-	20,000.00	-	-	\$ 20,000.00
		\$ 11,026,451.48	\$ -	\$ -	\$ (345,335.44)	\$ 32,973.98	\$ 499,210.08	\$ -	\$ 10,234,879.94

**Sul Ross State University**  
**Quarterly Quasi Combined Endowment Report**  
**March 1, 2018 - May 31, 2018**

**Existing Quasi Combined Endowment Fund Activity**

<b>Fund Name</b>	<b>03/01/18</b>		<b>Realized</b>		<b>Unrealized</b>		<b>Gifts/Transfers</b>		<b>Expenses</b>		<b>* Distributions</b>		<b>05/31/18</b>	
<b>Fund Name</b>	<b>Beginning Value</b>	<b>Interest / Dividends</b>	<b>Gains/Losses</b>	<b>Gains/Losses</b>	<b>Gains/Losses</b>	<b>Gains/Losses</b>	<b>Gains/Losses</b>	<b>Gains/Losses</b>	<b>Gains/Losses</b>	<b>Gains/Losses</b>	<b>Gains/Losses</b>	<b>Gains/Losses</b>	<b>Gains/Losses</b>	<b>Ending Value</b>
ENDOWQ-Bar Sr Bar Endowment	\$ 233,854.63	\$ 13.63	\$ -	\$ -	\$ 5,407.46	\$ 0	\$ -	\$ -	\$ -	\$ -	\$ -	\$ -	\$ -	\$ 239,275.72
ENDOWQ-Campus Housing Operations Endowment	\$ 257,992.37	\$ 15.82	\$ -	\$ -	\$ 6,274.16	\$ 0	\$ -	\$ -	\$ -	\$ -	\$ -	\$ -	\$ -	\$ 264,282.35
ENDOWQ-Diamond Jubilee Endowment	\$ 543,004.06	\$ 32.89	\$ -	\$ -	\$ 13,047.36	\$ 0	\$ -	\$ -	\$ -	\$ -	\$ -	\$ -	\$ -	\$ 556,084.31
ENDOWQ-Diamond Jubilee Faculty	\$ 41,620.72	\$ 2.56	\$ -	\$ -	\$ 1,012.18	\$ 0	\$ -	\$ -	\$ -	\$ -	\$ -	\$ -	\$ -	\$ 42,635.46
ENDOWQ-Diamond Jubilee Library	\$ 49,894.70	\$ 3.06	\$ -	\$ -	\$ 1,213.39	\$ 0	\$ -	\$ -	\$ -	\$ -	\$ -	\$ -	\$ -	\$ 51,111.15
ENDOWQ-Diamond Jubilee School	\$ 60,210.49	\$ 3.70	\$ -	\$ -	\$ 1,464.27	\$ 0	\$ -	\$ -	\$ -	\$ -	\$ -	\$ -	\$ -	\$ 61,678.46
ENDOWQ-Student Deposit Fund	\$ 115,561.06	\$ 7.08	\$ -	\$ -	\$ 2,810.34	\$ 0	\$ -	\$ -	\$ -	\$ -	\$ -	\$ -	\$ -	\$ 118,378.48

\* Most distributions occur in the Last quarter

**Proposed Quasi Endowments**

None

**Quarterly Quasi Endowment Report  
Texas State University  
March 1, 2018 - May 31, 2018**

**Existing Quasi Endowment Fund Activity**

Fund Name	3/1/18 Beginning Value	Interest / Dividends	Realized Gains/(Losses)	Unrealized Gains/(Losses)	Gifts/Transfers	Expenses	* Distributions	5/31/18 Ending Value
ENDWQ-President's Discretionary	\$ 788,269.00	\$ 3,987.94	\$ 4,687.90	\$ 5,311.88	\$ -	\$ (907.09)	\$ -	\$ 801,349.63
ENDWQ-Merit Scholarships	\$ 18,117,240.77	\$ 91,656.97	\$ 107,744.70	\$ 122,086.05	\$ -	\$ (20,848.10)	\$ -	\$ 18,417,880.39
ENDWQ-Homer E. Prince University Fund	\$ 120,713.15	\$ 610.71	\$ 717.89	\$ 813.45	\$ -	\$ (138.90)	\$ -	\$ 122,716.30
ENDWQ-Merrick	\$ 1,288,318.97	\$ 6,517.75	\$ 7,661.76	\$ 8,681.57	\$ -	\$ (1,482.51)	\$ -	\$ 1,309,697.54
ENDWQ-Ag Operating	\$ 962,727.57	\$ 4,870.55	\$ 5,725.42	\$ 6,487.50	\$ -	\$ (1,107.84)	\$ -	\$ 978,703.20
ENDWQ-GPD Scholarship	\$ 360,665.36	\$ 1,824.65	\$ 2,144.91	\$ 2,430.40	\$ -	\$ (415.03)	\$ -	\$ 366,650.29
ENDWQ-University Camp	\$ 23,399.61	\$ 118.38	\$ 139.16	\$ 157.68	\$ -	\$ (26.92)	\$ -	\$ 23,787.91
ENDWQ-Endowment for the Center for Archaeological Studies	\$ 42,292.63	\$ 213.97	\$ 251.52	\$ 285.00	\$ -	\$ (48.66)	\$ -	\$ 42,994.46
ENDWQ-Leona Irene Spoonamore Research	\$ 1,437,155.66	\$ 7,270.72	\$ 8,546.89	\$ 9,684.51	\$ -	\$ (1,653.78)	\$ -	\$ 1,461,004.00
ENDWQ-Musical Theatre Scholarship Program	\$ 258,685.18	\$ 1,308.71	\$ 1,538.42	\$ 1,743.19	\$ -	\$ (297.67)	\$ -	\$ 262,977.83
ENDWQ-NCAA Scholarship in Athletics	\$ 608,643.03	\$ 3,079.25	\$ 3,619.72	\$ 4,101.52	\$ (52,500.00)	\$ (700.39)	\$ -	\$ 566,243.13
ENDWQ-Student Leadership Institute	\$ -	\$ 228.14	\$ 155.41	\$ 1,972.54	\$ 74,267.84	\$ (84.70)	\$ -	\$ 76,539.23
ENDWQ-Meadows Center-Environmental Flows Professorship (TRIP)	\$ 874,347.47	\$ 4,423.42	\$ 5,199.83	\$ 5,891.96	\$ -	\$ (1,006.15)	\$ -	\$ 888,856.53
ENDWQ-Rose Fellowship (TRIP)	\$ 343,738.74	\$ 1,739.01	\$ 2,044.25	\$ 2,316.34	\$ -	\$ (395.55)	\$ -	\$ 349,442.79
ENDWQ-Meadows Center-Research & Scholarship (TRIP)	\$ 1,464,251.53	\$ 7,407.95	\$ 8,708.20	\$ 9,867.30	\$ -	\$ (1,685.00)	\$ -	\$ 1,488,549.98
ENDWQ-Johanson Graduate QEnd in Biology (TRIP)	\$ 48,690.56	\$ 246.34	\$ 289.57	\$ 328.12	\$ -	\$ (56.04)	\$ -	\$ 49,498.55
ENDWQ-J Alan Dreeben Grad Schlp (TRIP)	\$ 52,141.08	\$ 263.79	\$ 310.09	\$ 351.37	\$ -	\$ (59.99)	\$ -	\$ 53,006.34
ENDWQ-TSUS Foundation Grad Liberal Arts (TRIP)	\$ 48,690.56	\$ 246.34	\$ 289.57	\$ 328.12	\$ -	\$ (56.04)	\$ -	\$ 49,498.55

\* Most distributions occur in the first fiscal quarter.

**Proposed Quasi Endowments**

ENDWQ - Fourquaren Quasi-Endowed Scholarship \$ 175,000.00

**Proposed Quasi Endowment Withdrawal**

None

**Approved Quasi Endowments Awaiting Funding**

ENDWQ - Environmental Education Professorship (TRIP) \$675,000  
 ENDWQ - Betty Luxton Graduate Assistant Research (TRIP) \$35,000  
 ENDWQ - John McCall (TRIP) \$45,000  
 ENDWQ - LD and Laverne Harrell Clark (TRIP) \$296,433

**Lamar State College Port Arthur  
 Quarterly Quasi Endowment Report  
 December 1, 2017 - May 31, 2018**

**Existing Quasi Endowment Fund Activity**

<b>Fund Name</b>	<b>12/01/17 Beginning Value</b>	<b>Interest / Dividends</b>	<b>Realized Gains/Losses</b>	<b>Unrealized Gains/Losses</b>	<b>*Gifts/Transfers</b>	<b>Expenses</b>	<b>* Distributions</b>	<b>11/30/17 Ending Value</b>
ENDWQ-Student Endowment Fund	\$ 1,155,111.71	\$ 11,001.57			\$ 28,421.02		\$ 71,579.00	\$ 1,122,955.30

\* Most distributions occur in the first and second fiscal quarter

\* Student Endowment Fee is collected and transferred to Quasi Account

**Proposed Quasi Endowments**

None

## CONSENT – CONTRACTS

## **SRSU – Authorization to Negotiate and Enter Into Grants Management Services Contract**

The President of Sul Ross State University is authorized to negotiate and execute a multi-year contract with extensions for Grants Management Services for a sum not to exceed \$1.7 million, subject to review and approval as to legal form by the Vice Chancellor and General Counsel.

### **Explanation**

Goal 1 in the Sul Ross State University Plan 2017-2022 is “Promote Growth in Academic, Research and Artistic Excellence.” Objective 5 under Goal 1 is “Encourage and support efforts to obtain external funding for all forms of activity, including research, education, scholarly, creative, service and outreach.” In May 2018, Sul Ross contracted with a consultant to conduct a Grants Management Desk Review in order to assess our strengths and areas for improvement in this area. The review evaluated Grants Administration & Operations, Grants Policy & Process, Grants Financial Management and Grants Compliance Management. The review revealed the need for significant changes to assure that we fulfilled our obligations as an institution that will allow us to achieve our Strategic Plan Objective. Our staffing in this area did not have the capacity to meet those requirements. A preliminary analysis determined that contracting with a Grants Services partner would enable us to achieve immediate improvements in communication, oversight and monitoring and ultimately enhance the capacity and the level of compliance across all aspects of grants services for approximately the same cost that the university currently invests in personnel. Ultimately this should build a more robust research enterprise at Sul Ross. The decision was made to seek a multi-year contract with a Grants Services partner.

Sul Ross State University issued a Request for Proposals on July 18, 2018 seeking proposals for a multi-year agreement for Grant Management Services. Those proposals are due on August 6, 2018. At that time, due diligence and evaluation processes will begin in hopes of issuing a contract by mid-September 2018. The scope of work provided in the RFP includes the following services related to external grants at SRSU: assessment of existing grants, development and enhancement of policy and procedures, funding opportunities research, related professional development, development of grant applications and proposals, compliance management, reporting, and other.

Based on preliminary research, it is anticipated that the estimated cost of a 5 year agreement and potential extensions could approximate \$1.7 million over 10 years. Funding sources for this initiative include indirect cost recoveries and designated funds.

## **TXST: Bookstore Management Agreement with Follett Higher Education Group**

Texas State University is authorized to execute a five-year agreement with the University's retaining an option to renew for two five-year terms with Follett Higher Education Group to operate and provide management services for bookstore operations, subject to approval as to legal form by the Vice Chancellor and General Counsel.

### **Explanation**

Texas State University issued a Request for Proposals for campus store operations on January 8, 2018. A total of three proposals were submitted. The evaluation committee analyzed the merits of the three proposals submitted, including the total consideration to be provided to the University and services offered by each contractor. After reviewing all aspects of the proposals, the committee recommended the Follett Higher Education Group, due to its comprehensive financial proposal, its dedication to providing affordable course materials, and overall commitment to service the students, faculty, staff, alumni, and visitors to the University.

The recommended contract with Follett Higher Education Group includes a one-time \$725,000 capital contribution from Follett toward the renovation of the current store location in the LBJ Student Center. In addition, the University will receive annual contributions of \$5,000 to be used at the discretion of the University, as well as \$10,000 annually in textbook scholarships and \$500,000 in contributions made up of two \$250,000 payments; one in year one and the second at the beginning of year six. These payments will be subject to amortization and repayment in accordance with the contract. Additionally, the University will receive commissions as follows:

16.5 percent of all Commissionable Sales up to \$8,000,000 plus  
17.5 percent of all Commissionable Sales over \$8,000,000

The effective date of the contract is November 1, 2018, through October 31, 2023. The University may extend the term for up to two additional five-year terms by providing written notice to the vendor 30 days prior to the expiration of the current performance period.



## CONSENT - PERSONNEL

## **TSUS: Personnel Actions**

### **Recommendation**

The proposed Personnel Actions for the Texas State University System components are approved.

### **Background**

In accordance with the System *Rules and Regulations, Chapter III, Section 1.2 Personnel*, the following actions shall be submitted to the Board of Regents for approval.

**PERSONNEL REPORT - LAMAR UNIVERSITY**  
**August 2018**

**FACULTY PERSONNEL CHANGES**

**RESIGNATION**

1. Caldwell, Pamela; Instructor, Nursing, effective August 31, 2018.
2. Drachenberg, James; Assist Prof, Physics, effective May 31, 2018.
3. Dubois, Mary; Instructor, Communication, effective May 31, 2018.
4. Murphy, Erin; Instructor, Music, effective May 31, 2018.
5. Schwartz, Sarah; Visit Assist Prof, Earth/Space Sci, effective May 31, 2018.

**RETIREMENT**

1. Asteris, Mark; Assoc Prof, Library, effective May 31, 2018.
2. Chen, Julie; Instructor, English/M Lang, effective May 31, 2018.
3. Holmes, William; Prof/Assoc Dean, College of Education, effective May 31, 2018.
4. Priest, Dale; Professor, English/M Lang, effective May 31, 2018.
5. Simmons, James; Prof/President Emeritus, Music, effective May 31, 2018.
6. Tritsch, Jon; Coord/Assoc Prof, Library, effective August 31, 2018.

**SEPARATION**

1. Bae, Mihae; Assist Prof, Health and Kine, effective May 31, 2018.
2. Cochran, Glynda; Assist Prof, Nursing, effective May 31, 2018.
3. Harris, Sandra; Prof, Ed Leadership, effective May 31, 2018.
4. Zhao, Renzun; Assist Prof, Civil/Envir Engr, effective May 31, 2019.

**TERMINAL CONTRACT**

None to Report

**LEAVE OF ABSENCE**

1. Christensen, Ana; Assoc Prof, Biology, begin Fac Dev Leave, effective September 1, 2018.
2. Fagen, Jennifer; Assoc Prof, Soc/SW/CJ, returned from FMLA, effective June 1, 2018.
3. Henderson, Tammy; Prof, Fam & Con Sci, begin FMLA, effective May 15, 2018.
4. Henderson, Tammy; Prof, Fam & Con Sci, returned from FMLA, effective June 1, 2018.
5. Hudler, Melissa; Assist Prof, English/M Lang, begin Fac Dev Leave, effective September 1, 2018.
6. Jones, Lakeysha; Instructor, Communication, returned from FMLA, effective May 14, 2018.
7. Laidacker, Michael; Assoc Prof, Math, begin FMLA, effective April 11, 2018.
8. Liu, Wen; Assist Prof, Math, begin FMLA, effective April 9, 2018.
9. Matthis, Michael; Prof, English/M Lang, begin Fac Dev Leave, effective January 15, 2019.
10. Osborne, Lawrence; Prof, Computer Sci, begin FMLA, effective March 1, 2018.
11. Osborne, Lawrence; Prof, Computer Sci, returned from FMLA, effective March 19, 2018.
12. Smith, Judy; Assoc Prof, Nursing, begin FMLA, effective April 19, 2018.
13. Smith, Judy; Assoc Prof, Nursing, returned from FMLA, effective May 2, 2018.

**The following faculty received a salary supplement for teaching one course during the 2018 May Mini session.**

Name	Deg	Rank	Department	%FTE	Salary	Period
<b>COLLEGE OF ARTS &amp; SCIENCES</b>						
R Alasti, Sanaz	JD	Assoc Prof	Soc/SW/CJ	1.0	\$4,367	MM 2018
R Davis, Terri	PhD	Chair/Prof	Political Sci	1.0	\$4,367	MM 2018
R Garcia, Jesus	PhD	Assist Prof	Soc/SW/CJ	1.0	\$4,367	MM 2018
R Harden, Garrick	PhD	Assoc Prof	Soc/SW/CJ	1.0	\$4,367	MM 2018
R Lanier, Boyd	PhD	Assoc Prof	Political Sci	1.0	\$4,367	MM 2018
R Muzorewa, Gwinyai	PhD	Assist Prof	History	1.0	\$4,367	MM 2018
R Pannu, Jasdeep	PhD	Assist Prof	Math	1.0	\$4,367	MM 2018
R Sullivan, Michael	PhD	Assoc prof	Soc/SW/CJ	1.0	\$4,367	MM 2018
R Svyeshnikova, Nataliya	MA	Instructor	Math	1.0	\$4,367	MM 2018
R Terry, Randall	PhD	Int Chair/Assist Prof	Biology	1.0	\$4,367	MM 2018
R Worley, Vidisha	PhD	Assoc Prof	Soc/SW/CJ	1.0	\$4,367	MM 2018
R Yoder, Howard	PhD	Assoc prof	Biology	1.0	\$4,367	MM 2018

**COLLEGE OF BUSINESS**

None to Report

**CENTER FOR DISTANCE EDUCATION**

None to Report

**COLLEGE OF EDUCATION & HUMAN DEVELOPMENT**

R Msengi, Israel	EdD	Assoc Prof	Health & Kine	1.0	\$4,367	MM 2018
------------------	-----	------------	---------------	-----	---------	---------

**COLLEGE OF ENGINEERING**

None to Report

**COLLEGE OF FINE ARTS & COMMUNICATION**

R Clark, Mary	PhD	Chair/Prof	Deaf Stud/Ed	1.0	\$4,367	MM 2018
R Favors, Andre	MS	Instructor	Communication	1.0	\$4,367	MM 2018
R Jones, Lakeysha	MA	Instructor	Communication	1.0	\$4,367	MM 2018
R Saleem, Awais	PhD	Assist Prof	Communication	1.0	\$4,367	MM 2018
R Stanley, O'Brien	MFA	Professor	Communication	1.0	\$4,367	MM 2018

**LIBRARY**

None to Report

**FACULTY APPOINTMENTS, New (N) and Renewal (R)**

Name	Deg	Rank	Department	%FTE	Salary	Period
<b>COLLEGE OF ARTS &amp; SCIENCES</b>						
R Alm, Jeremy	PhD	Professor	Math	.50	\$7,208	SIII 2018
R Andrei, Stefan	PhD	Professor	Computer Sci	.50	\$9,077	SI 2018
R Andrei, Stefan	PhD	Professor	Computer Sci	.40	\$4,500	SIII 2018
R Armacost, James	PhD	Assoc Prof	Biology	1.0	\$10,428	SI 2018
R Bartlett, Karen	MA	Instructor	English/M Lang	.50	\$3,147	SI 2018
R Bradley, Jerry	PhD	Professor	English/M Lang	.50	\$8,293	SI 2018
R Brice, Gary	MS	Instructor	Math	1.0	\$8,456	SI 2018

R	Carey, Donald	MS	Instructor	English/M Lang	.50	\$4,009	SI 2018
R	Carter, Ivalynn	MS	Instructor	Math	.50	\$3,622	SI 2018
R	Chandrasekaran, P	PhD	Assist Prof	Chem/Biochem	.50	\$4,968	SI 2018
R	Chang, Chiung-Fang	PhD	Assoc Prof	Soc/SW/CJ	1.0	\$11,422	SIII 2018
R	Clanahan, Carolyn	MS	Instructor	Soc/SW/CJ	.50	\$3,964	SIII 2018
R	Corbett, Robert	PhD	Instructor	Biology	.47	\$7,115	SI 2018
R	Couch, PJ	PhD	Assist Prof	Math	.50	\$5,433	SI 2018
R	Couch, PJ	PhD	Assist Prof	Math	.50	\$5,433	SIII 2018
R	Curl, Eileen	PhD	Professor	Nursing	.50	\$10,203	SI 2018
R	Daniel, Dale	PhD	Professor	Math	1.0	\$18,100	SIII 2018
R	Daniel, Jennifer	PhD	Assoc Prof	Math	1.0	\$11,232	SI 2018
R	Davis, Terri	PhD	Assoc Prof	Political Sci	.50	\$7,127	SI 2018
R	De la Madrid, Rafael	PhD	Assoc Prof	Physics	1.0	\$10,936	SI 2018
R	Doe, Raymond	PhD	Assist Prof	Psych	.50	\$4,972	SI 2018
R	Doiron, Jesse	MA	Instructor	English/M Lang	1.0	\$8,196	SI 2018
R	Ervin, Melvin	MA	Instructor	Applied Arts Sci	1.0	\$6,821	SI 2018
R	Ervin, Melvin	MA	Instructor	Applied Arts Sci	.67	\$4,547	SI 2018
N	Evans, Tyler	MS	Adjunct	Math	.67	\$6,525	SI 2018
R	Fagen, Jennifer	PhD	Assoc Prof	Soc/SW/CJ	1.0	\$10,592	SIII 2018
R	Fisher, Michelle	MSN	Instructor	Nursing	1.0	\$9,333	SIII 2018
R	Ford, Mary	MSN	Instructor	Nursing	1.0	\$10,390	SIII 2018
R	Forret, Jeffrey	PhD	Professor	History	1.0	\$12,048	SI 2018
R	Garcia, Jesus	PhD	Assist Prof	Soc/SW/CJ	.50	\$4,415	SI 2018
R	Green-Morris, Gloria	DNP	Assist Prof	Nursing	1.0	\$12,058	SIII 2018
R	Gubala, Margaret	MS	Instructor	Political Sci	1.0	\$8,202	SI 2018
R	Gummelt, Virginia	PhD	Assist Prof	Soc/SW/CJ	1.0	\$13,738	SIII 2018
R	Gunaydin-Sen, Ozge	PhD	Assist Prof	Chem/Biochem	1.0	\$9,373	SI 2018
R	Hale, Regina	DNP	Assist Prof	Nursing	1.18	\$19,101	SIII 2018
R	Hall, Iva	PhD	Assoc Prof	Nursing	1.0	\$16,509	SI 2018
R	Harden, Brad	PhD	Assoc Prof	Soc/SW/CJ	.50	\$4,944	SI 2018
R	Harding, Rose	MSN	Instructor	Nursing	1.20	\$17,887	SIII 2018
R	Hoerth, Katherine	MA	Assist Prof	English/M Lang	.50	\$4,375	SI 2018
R	Johnson, Cheryl	MA	Instructor	English/M Lang	.50	\$3,160	SI 2018
R	Karahouni, Ismail	MS	Instructor	Math	.50	\$4,122	SI 2018
R	Kirk, Edythe	PhD	Assoc Prof	Psych	.50	\$6,623	SIII 2018
R	Knight, Stacey	DNP	Assist Prof	Nursing	.50	\$6,226	SI 2018
R	Koh, Hikyoo	PhD	Professor	Computer Sci	59.3	\$9,798	SI 2018
R	Kucknoor, Ashwini	PhD	Assoc Prof	Biology	1.0	\$11,355	SI 2018
R	Lanier, Boyd	PhD	Assoc Prof	Political Sci	1.0	\$13,368	SI 2018
R	Lin, Cheng-Hsien	PhD	Assoc Prof	Soc/SW/CJ	1.40	\$16,874	SI 2018
R	Liu, Jiangjiang	PhD	Professor	Computer Sci	.25	\$4,398	SI 2018
R	Liu, Wen	PhD	Assist Prof	Math	1.0	\$10,505	SI 2018
R	Long, Elizabeth	DNP	Assist Prof	Nursing	1.0	\$14,042	SI 2018
R	Lumpkin, Richard	PhD	Assoc Prof	Chem/Biochem	.67	\$14,518	SI 2018
R	Makki, Kami	PhD	Professor	Computer Sci	1.17	\$20,552	SIII 2018
R	Makki, Kami	PhD	Professor	Computer Sci	1.0	\$8,808	SI 2018
R	Martin, Christopher	PhD	Assoc Prof	Chem/Biochem	.67	\$11,968	SI 2018
R	Mayper, Theresa	MA	Instructor	Applied Arts Sci	.50	\$3,410	SI 2018
R	Mayper, Theresa	MA	Instructor	Applied Arts Sci	.67	\$4,527	SIII 2018
R	McAfee, Nancye	PhD	Instructor	Nursing	.50	\$6,224	SIII 2018
R	McAfee, Nancye	PhD	Instructor	Nursing	.42	\$5,186	SI 2018
R	Moore, Maresha	MSN	Instructor	Nursing	1.0	\$9,333	SIII 2018
R	Moss, Patti	MSN	Assist Prof	Nursing	.33	\$4,656	SI 2018
R	Muzorewa, Gwinuyai	PhD	Assist Prof	History	.50	\$4,523	SI 2018
R	O'Brien, Patricia	MSN	Instructor	Nursing	1.18	\$13,709	SIII 2018
R	O'Brien, Patricia	MSN	Instructor	Nursing	.50	\$4,744	SI 2018
R	Ojemeni, Stacey	MSN	Instructor	Nursing	1.40	\$18,667	SIII 2018
R	Osborne, Lawrence	PhD	Professor	Computer Sci	1.0	\$17,255	SIII 2018
R	Oztunc, Gokhan	PhD	Assist Prof	Psych	1.0	\$10,333	SI 2018
N	Palmer, Brandy	MS	Instructor	Math	1.0	\$52,000	2018-19
R	Palmer, Troy	MS	Instructor	Nursing	.42	\$3,882	SI 2018
R	Parish, Cynthia	EdD	Instructor	Earth/Space Sci	.67	\$8,190	SI 2018
R	Pipkins, Cynthia	PhD	Assist Prof	Nursing	.50	\$6,226	SI 2018
R	Pipkins, Cynthia	PhD	Assist Prof	Nursing	.50	\$6,226	SIII 2018

R	Popp, Charles	MA	Instructor	English/M Lang	1.0	\$6,295	SI 2018
R	Posey, Amanda	MS	Instructor	Biology	.47	\$7,167	SI 2018
R	Posey, Amanda	MS	Instructor	Biology	.67	\$3,583	SIII 2018
R	Poston, Wiley	MA	Instructor	History	1.0	\$6,184	SI 2018
R	Ravey, Jennifer	MA	Instructor	English/M Lang	.50	\$3,905	SI 2018
R	Richards-Foster, Garry	MA	Instructor	English/M Lang	.50	\$3,000	SI 2018
R	Riley, Melissa	MS	Instructor	Math	.50	\$3,405	SI 2018
R	Rinker, Martha	PhD	Assist Prof	Psych	1.0	\$11,438	SI 2018
R	Robinson, Linda	PhD	Assoc Prof	Nursing	1.04	\$17,970	SI 2018
R	Roden, Timothy	PhD	Assoc Prof	Computer Sci	1.0	\$16,404	SIII 2018
R	Roden, Timothy	PhD	Assoc Prof	Computer Sci	.50	\$8,202	SI 2018
R	Rodgers, Kathy	MSN	Adjunct	Nursing	.80	\$5,600	SIII 2018
R	Rossi, Jarrod	MS	Adjunct	Psych	.40	\$3,000	SI 2018
R	Scheer, Mary	PhD	Professor	History	.50	\$6,881	SI 2018
R	Scheidemandel, Jeferson	MS	Instructor	Psych	.50	\$3,000	SI 2018
R	Scheidemandel, Jeferson	MS	Instructor	Psych	.50	\$3,000	SIII 2018
R	Seaman, J. T.	MSN	Instructor	Nursing	.33	\$3,331	SI 2018
R	Seaman, J. T.	MSN	Instructor	Nursing	.13	\$1,249	SIII 2018
R	Seratt, Jim	MA	Instructor	History	.50	\$3,096	SI 2018
R	Seymour, Rebekah	MSN	Instructor	Nursing	.33	\$3,328	SI 2018
R	Shoefstall, Sherri	EdD	Instructor	Psych	.50	\$3,238	SI 2018
R	Shukla, Shyam	PhD	Professor	Chem/Biochem	.67	\$16,319	SI 2018
R	Smith, Amy	PhD	Assoc Prof	English/M Lang	.50	\$4,794	SI 2018
R	Smith, Kevin	PhD	Professor	Soc/SW/CJ	1.0	\$18,334	SI 2018
R	Sowers, Thomas	PhD	Assoc Prof	Political Sci	1.0	\$11,452	SI 2018
R	Staub, Nancy	MA	Instructor	English/M Lang	.50	\$3,707	SI 2018
R	Stewart, Arthur	PhD	Assoc Prof	English/M Lang	1.0	\$12,224	SI 2018
R	Stinson, Cynthia	PhD	Assoc Prof	Nursing	.25	\$5,058	SI 2018
R	Sullivan, Michael	PhD	Assoc Prof	Soc/SW/CJ	1.0	\$15,122	SIII 2018
R	Sun, Bo	PhD	Professor	Computer Sci	1.0	\$17,844	SIII 2018
R	Sun, Bo	PhD	Professor	Computer Sci	.50	\$8,922	SI 2018
R	Sun, Frank	MS	Instructor	Computer Sci	.50	\$4,096	SI 2018
R	Talenda, Valerie	MSN	Instructor	Nursing	1.0	\$9,995	SI 2018
R	Terry, Randall	PhD	Assist Prof	Biology	1.0	\$11,058	SI 2018
R	Thedford, Jennifer	MSN	Instructor	Nursing	1.18	\$14,261	SIII 2018
R	Tsado, Lucy	PhD	Assist Prof	Soc/SW/CJ	1.0	\$9,167	SI 2018
R	Vasefi, Maryam	PhD	Assist Prof	Biology	1.0	\$9,250	SI 2018
R	Wang, Sujing	PhD	Assist Prof	Computer Sci	.50	\$7,150	SI 2018
R	Wang, Sujing	PhD	Assist Prof	Computer Sci	.67	\$9,534	SIII 2018
R	Wenner, Lori	MSN	Instructor	Nursing	1.0	\$9,333	SIII 2018
R	Westgate, James	PhD	Professor	Earth/Space Sci	.50	\$8,233	SI 2018
R	White, Kelli	MSN	Instructor	Nursing	1.0	\$10,466	SIII 2018
R	Williams, Brian	PhD	Assist Prof	Political Sci	.50	\$4,661	SI 2018
R	Williams, Sharon	DNP	Instructor	Nursing	.38	\$4,488	SIII 2018
R	Worley, Robert	PhD	Assoc Prof	Soc/SW/CJ	1.0	\$11,029	SI 2018
R	Worley, Vidisha	PhD	Assoc Prof	Soc/SW/CJ	.50	\$5,491	SI 2018
R	Wright, Lori	MS	Instructor	Soc/SW/CJ	.50	\$4,494	SI 2018
R	Wright, Stuart	PhD	Chair/Prof	Soc/SW/CJ	.50	\$8,384	SI 2018
R	Zarzosa, Norma	MA	Instructor	English/M Lang	1.0	\$7,137	SI 2018
R	Zhang, Jing	PhD	Assist Prof	Computer Sci	.50	\$7,529	SI 2018

#### COLLEGE OF BUSINESS

R	Badua, Francisco	PhD	Assoc Prof	Acct & Bus Law	1.0	\$20,837	SI 2018
R	Bandyopadhyay, Kakoli	PhD	Professor	Info Sys & Anal	1.0	\$23,146	SI 2018
R	Bandyopadhyay, Soumava	PhD	Professor	Mgmt & Mktg	1.0	\$20,241	SI 2018
R	Barnes, Cynthia	EdD	Professor	Info Sys & Anal	1.0	\$15,748	SI 2018
R	Burns, Clare	MBA	Instructor	Acct & Bus Law	1.0	\$13,184	SI 2018
R	Cavaliere, Frank	JD	Professor	Acct & Bus Law	.50	\$10,574	SI 2018

R	Chen, Chun-Da	PhD	Assoc Prof	Econ & Finance	.50	\$10,944	SI 2018
R	Doornbos-Boler, Heather	MBA	Instructor	Mgmt & Mktg	1.0	\$70,000	2018-19
R	El-Houbi, Ashraf	PhD	Assoc Prof	Info Sys & Anal	.50	\$8,088	SI 2018
R	Escamilla, Craig	MS	Instructor	Mgmt & Mktg	.50	\$6,318	SI 2018
R	Flosi, Alicen	PhD	Instructor	Info Sys & Anal	13.0	\$2,055	SI 2018
R	Flosi, Alicen	PhD	Instructor	Info Sys & Anal	1.0	\$12,333	SI 2018
R	Fontenot, Dale	MS	Instructor	Info Sys & Anal	.50	\$6,250	SI 2018
R	Fraccastoro, Katherine	PhD	Professor	Mgmt & Mktg	1.0	\$18,205	SI 2018
R	Ghosh, Kaushik	PhD	Assoc Prof	Info Sys & Anal	.50	\$9,425	SI 2018
R	Godkin, Roy Lynn	PhD	Professor	Mgmt & Mktg	1.0	\$22,693	SI 2018
R	Hawkins, Charles	PhD	Professor	Econ & Finance	.33	\$1,500	SP 2018
R	Howell, Paul	MS	Instructor	Mgmt & Mktg	.50	\$4,167	SI 2018
R	Hwang, Seok	PhD	Assoc Prof	Const Mgmt	.50	\$8,027	SI 2018
R	Mandal, Purnendu	PhD	Professor	Info Sys & Anal	1.0	\$21,615	SI 2018
R	Mayer, Bradley	PhD	Professor	Mgmt & Mktg	1.0	\$21,058	SI 2018
R	McCullough, John	PhD	Assoc Prof	Econ & Finance	1.0	\$16,098	SI 2018
R	McCoy, Timothy	PhD	Assoc Prof	Acct & Bus Law	1.0	\$19,114	SI 2018
N	Mohassel, Ahmad	PhD	Visit Assist Prof	Econ & Finance	1.0	\$70,000	2018-19
R	Moss, Gisele	PhD	Professor	Acct & Bus Law	1.0	\$22,386	SI 2018
R	Neuhauser, Karyn	PhD	Professor	Econ & Finance	1.0	\$19,634	SI 2018
R	Price, Donald	PhD	Professor	Econ & Finance	1.0	\$19,193	SI 2018
R	Safa, Mahdi	PhD	Assist Prof	Const Mgmt	.50	\$7,243	SI 2018
N	Sargsyan, Gevorg	MS	Instructor	Econ & Finance	1.0	\$70,000	2018-19
R	Sen, Kabir	PhD	Chair/Prof	Mgmt & Mktg	.50	\$10,417	SI 2018
R	Swerdlow, Marleen	JD	Professor	Acct & Bus Law	.50	\$8,689	SIII 2018
R	Tovar-Silos, Ricardo	PhD	Assist Prof	Info Sys & Anal	1.0	\$13,919	SI 2018
R	Venta, Enrique	PhD	Professor	Mgmt & Mktg	1.0	\$158,128	2018-19
R	Weeks, Kelly	PhD	Assist Prof	Mgmt & Mktg	.50	\$8,836	SI 2018
R	Zhao, Yu	PhD	Assist Prof	Info Sys & Anal	.50	\$9,640	SI 2018

#### CENTER FOR DISTANCE EDUCATION

R	Gallaspy, Elizabeth	MA	Adjunct	Communication	.50	\$3,000	SI 2018
R	Hauser, Eric	MA	Adjunct	Communication	.50	\$3,000	SI 2018
R	MacGlaughlin, Heidi	MS	Instructor	Deaf Stud/Ed	.25	\$2,910	SP 2018
R	Mott, Keith	MA	Adjunct	Computer Sci	26.67	\$4,200	SP 2018
R	Sanchez, Rachel	MA	Adjunct	Chem/Biochem	.50	\$4,500	SI 2018
R	Tang, Wanwei	MBA	Adjunct	Econ & Finance	.20	\$3,950	SP 2018
N	Ward, Kenneth	PhD	Adjunct	Communication	.50	\$3,000	SI 2018
N	White, Curtis	MS	Adjunct	Math	.50	\$3,915	SIII 2018
R	Wilkinson, MaryE	PhD	Assoc Prof	Math	1.0	\$13,857	Sum 2018

#### COLLEGE OF EDUCATION & HUMAN DEVELOPMENT

R	Allen, Shannon	EdD	Field Sup	Ed Leadership	.49	\$3,200	Sum 2018
R	Allen, Shelly	EdD	Clinic Instr	Ed Leadership	.50	\$4,675	SI 2018
R	Azodi, Donna	EdD	Assist Prof	Ed Leadership	.50	\$6,331	SI 2018
R	Bain, Richard	MEd	Field Sup	Ed Leadership	.49	\$3,200	Sum 2018
R	Beck, Don	EdD	Field Sup	Ed Leadership	.49	\$3,200	Sum 2018
R	Blount, Margie	EdD	PT Field Sup	Ed Leadership	.49	\$3,200	Sum 2018
R	Boatwright, Doug	PhD	Professor	Health & Kine	.50	\$6,881	SI 2018
R	Brown, Johnny	EdD	Field Sup	Ed Leadership	.49	\$3,200	Sum 2018
R	Brown, Kelly	EdD	Assist Prof	Ed Leadership	1.0	\$20,667	SIII 2018
R	Butaud, Gayle	EdD	Clinic Instr	Teacher Ed	.20	\$5,576	SI 2018
R	Carlisle, Robert	PhD	Clinic Instr	C & SP	1.0	\$9,706	SI 2018
R	Carter, David	PhD	Professor	Health & Kine	.50	\$6,805	SI 2018
R	Carter, David	PhD	Professor	Health & Kine	.50	\$6,805	SIII 2018
R	Chambliss, Annette	EdD	PT Field Sup	Ed Leadership	.49	\$3,200	Sum 2018

R	Chilek, Daniel	PhD	Assist Prof	Health & Kine	1.0	\$12,116	SI 2018
R	Choate, Pamela	MEd	Adjunct	Teacher Ed	.40	\$3,000	SI 2018
R	Cogswell, Lauren	PhD	Visit Prof	C & SP	1.0	\$4,598	SI 2018
R	Cogswell, Lauren	PhD	Visit Prof	C & SP	1.0	\$9,196	SI 2018
R	Colson, Jo Ann	EdD	Field Sup	Ed Leadership	.49	\$3,200	Sum 2018
R	Colunga, Tonya	MEd	Clinic Instr	Ed Leadership	.50	\$4,854	SI 2018
R	Dahm, Molly	PhD	Professor	Fam & Con Sci	.50	\$6,797	SI 2018
R	Delahoussaye, Katy	LLD	Clinic Instr	Ed Leadership	.50	\$4,675	SI 2018
R	Estes, Terri	EdD	Field Sup	Ed Leadership	.49	\$3,200	Sum 2018
R	Faulk, Neil	EdD	Assist Prof	Ed Leadership	1.0	\$20,667	SIII 2018
R	Fikac, Natalie	EdD	Field Sup	Ed Leadership	.49	\$3,200	Sum 2018
R	Flamez, Brande	PhD	Clinic Instr	C & SP	1.0	\$9,708	SI 2018
R	Flamez, Brande	PhD	Clinic Instr	C & SP	.50	\$4,854	SIII 2018
R	Floyd, Darrell	EdD	Field Sup	Ed Leadership	.49	\$3,200	Sum 2018
R	Fong, Donna	EdD	Clinic Instr	Ed Leadership	.50	\$4,853	SI 2018
R	Fountain, Tara	EdD	Field Sup	Ed Leadership	.49	\$3,200	Sum 2018
R	Frick, John	EdD	Adjunct	Ed Leadership	.20	\$4,000	Fall 2018
R	Gauthreaux, Kim	MEd	Clinic Instr	Health & Kine	.50	\$3,737	SI 2018
R	Green, Marcia	PhD	Adjunct	Teacher Ed	.20	\$201	SP 2018
R	Greenidge, Wendy	PhD	Assist Prof	C & SP	1.0	\$12,109	SI 2018
N	Grogan, Kelly	EdD	Adjunct	Ed Leadership	.33	\$3,000	Fall 2018
R	Hamza, Mohammad	PhD	Professor	C & SP	1.0	\$13,189	SI 2018
R	Harapnuik, Dwayne	PhD	Clinic Instr	Ed Leadership	.50	\$4,583	SI 2018
R	Harris, Patricia	EdD	Clinic Instr	C & SP	.50	\$5,199	SI 2018
R	Harrison, Glen	EdD	Clinic Instr	Ed Leadership	.50	\$4,675	SI 2018
R	Haynes, Christine	EdD	Adjunct	Ed Leadership	.20	\$4,000	Fall 2018
R	Hernandez, Barbara	PhD	Professor	Health & Kine	.50	\$6,781	SI 2018
R	Hernandez, Barbara	PhD	Professor	Health & Kine	.50	\$6,781	SIII 2018
R	Hinerman, Krystal	PhD	Assist Prof	Ed Leadership	1.0	\$21,760	SIII 2018
R	Hughes-Lynch, Claire	PhD	Adjunct	Ac Partnership	.20	\$3,000	SP 2018
R	Jackson, Danielle	PhD	Field Sup	Ed Leadership	.49	\$3,200	Sum 2018
R	Joshi, Praphul	PhD	Professor	Health & Kine	1.0	\$12,288	SI 2018
R	Keith, Marc	EdD	Field Sup	Ed Leadership	.49	\$3,200	Sum 2018
R	Killough, Jill	PhD	Clinic Instr	Fam & Con Sci	.50	\$5,460	SI 2018
R	Kwon, Eunjun	PhD	Assist Prof	Fam & Con Sci	.50	\$5,100	SI 2018
N	LaFargue, Shannon	PhD	Adjunct	Ed Leadership	.20	\$4,000	Fall 2018
R	Leach, Sherrie	MEd	Field Sup	Ed Leadership	.49	\$3,200	Sum 2018
R	Mannino, Gina	EdD	Field Sup	Ed Leadership	.49	\$3,200	Sum 2018
R	Mason, Diane	PhD	Assoc Prof	Ed Leadership	1.0	\$27,880	SIII 2018
R	McGough, Kimberly	PhD	Assist Prof	C & SP	.50	\$5,100	SIII 2018
R	McGough, Kimberly	PhD	Assist Prof	C & SP	1.0	\$10,200	SI 2018
N	Monachello, Ronald	PhD	Adjunct	Ac Partnership	.49	\$3,000	SP 2018
R	Morales, Julio	PhD	Assoc Prof	Health & Kine	.50	\$6,406	SI 2018
R	Mouton, Sonerka	EdD	Field Sup	Ed Leadership	.49	\$3,200	Sum 2018
R	Msengi, Clementine	EdD	Visit Prof	Ed Leadership	1.0	\$22,432	SIII 2018
R	Msengi, Israel	PhD	Professor	Health & Kine	1.0	\$11,735	SI 2018
R	Mylroie, Robika	PhD	Dist Clinic Prof	C & SP	1.0	\$9,706	SI 2018
R	Nguyen, Anna	EdD	Clinic Instr	C & SP	1.0	\$11,201	SI 2018
R	Nixon, Lisa	EdD	Field Sup	Ed Leadership	.49	\$3,200	Sum 2018
R	O'Connor, Johnny	EdD	Assist Prof	Ed Leadership	1.0	\$25,237	SIII 2018
R	Perez, Robin	EdD	Field Sup	Ed Leadership	.49	\$3,200	Sum 2018
R	Preston, Rondall	PhD	Field Sup	Ed Leadership	.49	\$3,200	Sum 2018
R	Puente, Christina	EdD	Clinic Instr	Ed Leadership	.33	\$3,500	SP 2018
R	Puente, Christina	EdD	Clinic Instr	Ed Leadership	.50	\$4,854	SI 2018
N	Reed, Julene	MEd	Adjunct	Ed Leadership	.33	\$3,000	SI 2018
R	Ruiz, Connie	PhD	Assoc Prof	Fam & Con Sci	1.0	\$13,560	SI 2018
R	Sartor, Teri	PhD	Assist Prof	C & SP	1.0	\$10,500	SI 2018
R	Sartor, Teri	PhD	Assist Prof	C & SP	.50	\$5,250	SIII 2018
R	Shelton, Virginia	PhD	Assoc Prof	Ed Leadership	1.0	\$30,314	SIII 2018
R	Shows, Amy	PhD	Professor	Fam & Con Sci	1.0	\$15,066	SI 2018
R	Thibodeaux, Tilisa	EdD	Assist Prof	Ed Leadership	1.0	\$11,380	SI 2018
R	Wallace, David	PhD	Assist Prof	Ed Leadership	.50	\$6,126	SI 2018
R	Waller, Kimberly	PhD	Assoc Prof	Fam & Con Sci	1.0	\$13,129	SI 2018
R	Welch, Brett	PhD	Assoc Prof	Ed Leadership	1.0	\$21,590	SIII 2018



R	White, Porchane	PhD	Clinic Instr	Ed Leadership	.50	\$4,853	SI 2018
N	Williams, Shannon	PhD	Adjunct	Ac Partnerships	.75	\$6,000	SI 2018
N	Williams, Shannon	PhD	Assist Prof	C & SP	1.0	\$62,000	2018-19
R	Wines, Lisa	PhD	Assist Prof	C & SP	1.0	\$11,796	SI 2018
R	Young, James	PhD	Assoc Prof	Ed Leadership	1.0	\$26,225	SIII 2018

#### COLLEGE OF ENGINEERING

R	Almallahi, Hussein	MS	Instructor	Elect Engr	1.0	\$10,548	SI 2018
R	Barzegaran, Reza	PhD	Assist Prof	Elect Engr	1.0	\$14,553	SI 2018
R	Brake, Nicholas	PhD	Assist Prof	Civil/Envir Engr	.50	\$7,327	SI 2018
R	Curry, James	PhD	Assoc Prof	Indus Engr	.50	\$7,541	SIII 2018
R	Fan, Xuejun	PhD	Professor	Mech Engr	.50	\$8,514	SI 2018
R	He, Ping	PhD	Assist Prof	Mech Engr	.50	\$7,640	SI 2018
R	Henry, James	PhD	Assist Prof	Chem Engr	1.0	\$15,000	SI 2018
R	Jeffryes, Clayton	PhD	Assist Prof	Chem Engr	.50	\$7,926	SI 2018
R	Liu, Xinyu	PhD	Assoc Prof	Indus Engr	.50	\$7,497	SIII 2018
R	Marquez, Alberto	PhD	Assoc Prof	Indus Engr	1.0	\$14,695	SI 2018
R	Mazumder, AKA Monayem	PhD	Visit Assist Prof	Mech Engr	1.0	\$12,257	SI 2018
R	Sayil, Selahattin	PhD	Professor	Elect Engr	.50	\$8,829	SI 2018
R	Selvaratnam, Thinesh	PhD	Assist Prof	Civil/Envir Engr	.50	\$7,500	SI 2018
R	Tcheslavski, Gleb	PhD	Assoc Prof	Elect Engr	66.67	\$10,346	SIII 2018
R	Tokgoz, Berna	PhD	Assist Prof	Indus Engr	.50	\$7,067	SIII 2018
R	Tokgoz, Berna	PhD	Assist Prof	Indus Engr	.50	\$7,067	SI 2018
R	Watanabe, Hiroki	PhD	Assist Prof	Chem Engr	.20	\$500	SP 2018
R	Xiang, Yisha	PhD	Assist Prof	Indus Engr	.50	\$7,873	SI 2018
R	Zhu, Weihang	PhD	Professor	Indus Engr	1.0	\$15,139	SIII 2018

#### COLLEGE OF FINE ARTS & COMMUNICATION

R	Azios, Jamie	PhD	Assist Prof	Spch/Hearing	.50	\$5,562	SI 2018
R	Azios, Michael	PhD	Assist Prof	Spch/Hearing	.50	\$5,390	SI 2018
R	Azios, Michael	PhD	Assist Prof	Spch/Hearing	.50	\$5,390	SIII 2018
R	Chaisson, Cain	MS	Adjunct	Deaf Stud/Ed	.25	\$3,000	SI 2018
N	Chattopadhyay, Dhiman	MA	Assist Prof	Communication	1.0	\$67,000	2018-19
R	Dyrhaug, Kurt	MFA	Professor	Art	1.0	\$12,075	SI 2018
N	Favors, Andre	MS	Instructor	Communication	1.0	\$17,500	SP 2018
R	Felipe, Lilian	PhD	Assist Prof	Spch/Hearing	.50	\$5,583	SI 2018
R	Fischer, Julia	PhD	Assist Prof	Art	1.0	\$11,418	SI 2018
R	Freyermuth, Sherry	MFA	Assist Prof	Art	1.0	\$8,791	SI 2018
R	Grothe, Joel	MFA	Assist Prof	Theatre/Dance	.50	\$4,308	SI 2018
R	Harn, Monica	PhD	Chair/Prof	Spch/Hearing	.50	\$7,376	SI 2018
R	Hemenway, Paul	PhD	Professor	Communication	.50	\$6,529	SI 2018
R	Howard, Connie	AuD	Assoc Prof	Spch/Hearing	.50	\$5,603	SI 2018
R	Howard, Connie	AuD	Assoc Prof	Spch/Hearing	.50	\$5,709	SI 2018
R	Jones-Lowery, Lakeysa	PhD	Instructor	Communication	.50	\$3,000	SI 2018
R	Kerr, Gregory	BS	Adjunct	Communication	.20	\$2,910	SP 2018
R	Manchaiah, Vinaya	PhD	Assoc Prof	Spch/Hearing	1.0	\$17,730	SI 2018
R	Mann, Lyman	MS	Instructor	Deaf Stud/Ed	.50	\$3,536	SI 2018
R	Marchut, Amber	PhD	Assist Prof	Deaf Stud/Ed	.25	\$4,463	SI 2018
N	Morris, Lekeitha	PhD	Assoc Prof	Spch/Hearing	1.0	\$73,000	2018-19
R	Musyoka, Millicent	PhD	Assist Prof	Deaf Stud/Ed	1.0	\$10,042	SI 2018
R	Placette, Adonia	PhD	Adjunct	Communication	.60	\$8,730	SP 2018
R	Radhakrishnan, Nandhakumar	PhD	Assoc Prof	Spch/Hearing	1.0	\$12,380	SI 2018
R	Reading, Heather	AuD	Clinic Sup/ Instr	Spch/Hearing	.50	\$5,784	SI 2018
R	Rissman, Nick	DMA	Professor	Music	.66	\$8,178	SI 2018
R	Scales, Alyssa	MS	Instructor	Spch/Hearing	.50	\$3,250	SI 2018
R	Stanley, O'Brien	MFA	Professor	Communication	1.0	\$13,133	SI 2018
R	Stanley, Ruth	MEd	Instructor	Communication	1.0	\$6,140	SI 2018
R	Tindall, Natalie	PhD	Professor	Deaf Stud/Ed	.50	\$7,625	SI 2018

R	Troutman, Christopher	MFA	Assist Prof	Art	.50	\$4,167	SI 2018
R	Whisenhunt-Saar, Karen	MS	Clinic Instr	Spch/Hearing	1.0	\$10,009	SI 2018
R	Wright, Steven	PhD	Assist Prof	Deaf Stud/Ed	.50	\$4,583	SI 2018

## LIBRARY

None to Report

## CHANGE OF STATUS

Name	Department	Change of Status	Period
Henderson, Tammy	Fam & Con Sci	From Chair/Prof to Professor	Fall 2018
Killough, Jill	Fam & Con Sci	From Clinic Instructor to Interim Chair/Instructor	Fall 2018
Mandal, Purnendu	Info Sys & Anal	From Prof of Info Sys & Anal to Prof of Mgmt & Mktg	Fall 2018
Venta, Enrique	College of Business	From Dean/Prof to Prof of Mgmt & Mktg	July 2018
Weinbaum, Rebecca	C & SP	From Chair/Assoc Prof to Assoc Dean/Assoc Prof	Fall 2018

## SALARY STIPEND

Name	Department	Amount of stipend	Period
Adams, Nancy	Ac Partnership	Received \$7,000 for course instruction	SP 2018
Aguilar, Amanda	Distance Ed	Received \$500 for course instruction	SP 2018
Allen, Charles	Ac Partnership	Received \$1,500 for course instruction	SP 2018
Allen, Shelly	Ac Partnership	Received \$10,500 for course instruction	SP 2018
Allison, Amanda	Distance Ed	Received \$500 for course instruction	SP 2018
Alm, Jeremy	Math	Received \$7,208 for HB 2223 implementation duties	Summer 2018
Andrei, Stefan	Spch/Hearing	Received \$5,000 for Development of the Center for Digital Technology & Health Disorder	2017-18
Azios, Jamie	Spch/Hearing	Received \$5,000 for Development of the Center for Digital Technology & Health Disorder	2017-18
Azodi, Donna	Ac Partnership	Received \$10,500 for course instruction	SP 2018
Baldo, Melissa	Ac Partnership	Received \$1,500 for course instruction	SP 2018
Bandyopadhyay, Soumava	Ac Partnership	Received \$500 for course instruction	SP 2018
Barclay, Jarod	Psych	Received \$2,946 for Clinic Coordinator duties	Summer 2018
Blackwell-Starnes, Adrienne	English/M Lang	Received \$8,270 for departmental administrative duties	Summer 2018
Borel, DarylAnn	Ac Partnership	Received \$7,000 for course instruction	SP 2018
Butaud, Gayle	Teacher Ed	Received \$5,576 for Dir of Field Experience Office duties	SI 2018
Carlisle, Robert	Ac Partnership	Received \$3,000 for course instruction	SP 2018
Chang, Chiung-Fang	Ac Partnership	Received \$3,500 for course instruction	SP 2018
Chang, Chiung-Fang	Soc/SW/CJ	Received \$11,422 for Director of Sociology Program duties	Summer 2018

Chen, Chunda	Ac Partnership	Received \$500 for course instruction	SP 2018
Chisholm LeAnn	Nursing	Received \$6,606 for Dir of Simulation & Lab Operations duties	SI 2018
Chisholm LeAnn	Nursing	Received \$6,606 for Dir of Simulation & Lab Operations duties	SII 2018
Creel, Jimmy	Ac Partnership	Received \$500 for course instruction	SP 2018
Daniel, Bobby	Distance Ed	Received \$1,500 for course instruction	SP 2018
Das, Kumer	Office of Research and Sponsored Programs	Received \$23,779 for Director of UG Research and Interim Assoc Provost of ORSP duties	Summer 2018
Davis, Mary	Distance Ed	Received \$500 for course instruction	SP 2018
Dawkins, Paul	Math	Received \$1,600 for Dir of Math Learning Lab duties	SP 2018
Delahoussaye, Katy	Ac Partnership	Received \$3,500 for course instruction	SP 2018
Dockens, Ashley	Spch/Hearing	Received \$22,582 for Audiology Program Dir duties	SIII 2018
Dockens, Ashley	Spch/Hearing	Received \$5,000 for Dev of the Center for Digital Technology & Health Disorder	2017-18
Ellis, Kim	Music	Received \$13,844 for Special Assistant to the Dean duties	Summer 2018
Ervin, Mel	Ac Partnership	Received \$500 for course instruction	SP 2018
Favors, Andre	Ac Partnership	Received \$1,500 for course instruction	SP 2018
Fisher, Michelle	Ac Partnership	Received \$500 for course instruction	SP 2018
Flamez, Brande	Ac Partnership	Received \$5,000 for course instruction	SP 2018
Fong, Donna	Ac Partnership	Received \$3,500 for course instruction	SP 2018
Fong, Donna	Ed Leadership	Received \$3,500 for TExES 068 Seminar/Testing duties	SP 2018
Freeman, Barry	Spch/Hearing	Received \$1,450 for Guest Lecturer for Audiology doctoral students, and research duties with Dr. Vinaya Manchaiah	SP 2018
Freyermuth, Sherry	Spch/Hearing	Received \$2,500 for Brand Dev for Digital Platform, Interface Design, Web Page, Logo Design & Brand Exploration	2017-18
Garcia, Jesus	Ac Partnership	Received \$1,500 for course instruction	SP 2018
Ghosh, Kaushik	Distance Ed	Received \$500 for course instruction	SP 2018
Godkin, Roy	Ac Partnership	Received \$2,000 for course instruction	SP 2018
Greenidge, Wendy	Ac Partnership	Received \$3,500 for course instruction	SP 2018
Green-Morris, Gloria	Ac Partnership	Received \$500 for course instruction	SP 2018
Greschner, Debra	Music	Received \$3,427 for Student Advisor duties	Summer 2018
Gubala, Sara	Ac Partnership	Received \$1,500 for course instruction	SP 2018

Gummelt, Virginia	Soc/SW/CJ	Received \$13,739 for Director of Social Work Program duties	Summer 2018
Hall, Iva	Nursing	Received \$8,254 as Director of UG Nursing Studies duties	SI 2018
Hall, Iva	Nursing	Received \$8,254 as Director of UG Nursing Studies duties	SII 2018
Hamza, Mohammad	Ac Partnership	Received \$3,000 for course instruction	SP 2018
Harden, Garrick	Ac Partnership	Received \$3,500 for course instruction	SP 2018
Harn, Monica	Spch/Hearing	Received \$5,000 for Dev of the Center for Digital Technology & Health Disorder	2017-18
Harris, Patricia	Ac Partnership	Received \$1,500 for course instruction	SP 2018
Harrison, Glen	Ac Partnership	Received \$2,000 for course instruction	SP 2018
Harvey, Thomas	Ac Partnership	Received \$3,500 for course instruction	SP 2018
Harvey, Thomas	Ed Leadership	Received \$3,500 for TExES 068 Seminar/Testing duties	SP 2018
Hebert, Sonja	C & SP	Received \$4,675 for admission processing	SI 2018
Hoerth, Katherine	English/M Lang	Received \$4,375 for Lamar University Literary Press editorial & admin duties	Summer 2018
Howell, Paul	Ac Partnership	Received \$1,500 for course instruction	SP 2018
Jagneaux, Lara	College of Arts and Sciences	Received \$5,856 for advising students in Advising Center	Summer 2018
Jagneaux, Lara	College of Arts and Sciences	Received \$3,500 for Program Coord for Advising Ctr duties	Summer 2018
Jensen-Vallin, Jacqueline	Math	Received \$3,500 for curriculum development	Summer 2018
Karani, Komal	Ac Partnership	Received \$500 for course instruction	SP 2018
Killough, Jill	Fam & Con Sci	Received \$1,200 for additional duties for Dean and dept.	Summer 2018
Knight, Stacey	Ac Partnership	Received \$2,500 for course instruction	SP 2018
Knight, Stacey	Nursing	Received \$6,226 for Coord of RN-BSN & RN-MSN Articulation Tracks	SI 2018
Knight, Stacey	Nursing	Received \$6,226 for Coord of RN-BSN & RN-MSN Articulation Tracks	SII 2018
Lanier, Boyd	Ac Partnership	Received \$500 for course instruction	SP 2018
Liu, Jiangjiang	Academic Affairs	Received \$2,500 for TSUS Chancellor's Fellowship	SP 2018
Long, Elizabeth	Spch/Hearing	Received \$5,000 for Development of the Center for Digital Technology & Health Disorder	2017-18
Long, Elizabeth	Ac Partnership	Received \$500 for course instruction	SP 2018
Lopez, Belinda	Ac Partnership	Received \$2,000 for course instruction	SP 2018
Mahavier, William	Academic Affairs	Received \$2,800 for Special Assistant to the Provost for retention analysis duties	SI 2018
Manchaiah, Vinaya	Spch/Hearing	Received \$5,000 for Development of the Center for Digital Technology & Health Disorder	2017-18

Martin, Gary	Ac Partnership	Received \$7,000 for course instruction	SP 2018
Martin, Jessica	Ac Partnership	Received \$500 for course instruction	SP 2018
Martin, Jessica	Ac Partnership	Received \$500 for course instruction	SP 2018
Mayper, Theresa	Ac Partnership	Received \$1,500 for course instruction	SP 2018
McAfee, Nancye	Ac Partnership	Received \$417 for course instruction	SP 2018
McGough, Kimberly	Ac Partnership	Received \$3,500 for course instruction	SP 2018
Montgomery, Jason	Math	Received \$750 for course instruction	Spring 2018
Moss, Gisele	Ac Partnership	Received \$1,500 for course instruction	SP 2018
Myler, Harley	Elect Engr	Received \$23,303 for Endowed Chair duties	Summer 2018
Mylroie, Robika	Ac Partnership	Received \$3,000 for course instruction	SP 2018
Natarajan, Vivek	Ac Partnership	Received \$1,500 for course instruction	SP 2018
Nguyen, Anna	Ac Partnership	Received \$3,000 for course instruction	SP 2018
Nicks, Robert	Ac Partnership	Received \$1,000 for course instruction	SP 2018
Palmer, Troy	Ac Partnership	Received \$417 for course instruction	SP 2018
Pearce, Nadine	Distance Ed	Received \$1,000 for course instruction	SP 2018
Pipkins, Cynthia	Ac Partnership	Received \$500 for course instruction	SP 2018
Proksch, Bryan	Distance Ed	Received \$500 for course instruction	SP 2018
Ravey, Jennifer	English/M Lang	Received \$7,811 for Director of Writing Center duties	Summer 2018
Robinson, Linda	Nursing	Received \$8,294 as Director of Grad Nursing Studies duties	SI 2018
Robinson, Linda	Nursing	Received \$8,294 as Director of Grad Nursing Studies duties	SII 2018
Roden, Timothy	Distance Ed	Received \$500 for course instruction	SP 2018
Roebuck, Karen	Ac Partnership	Received \$500 for course instruction	SP 2018
Rose, David	Ac Partnership	Received \$1,500 for course instruction	SP 2018
Salimi, Mahmoud	Ac Partnership	Received \$500 for course instruction	SP 2018
Scheer, Mary	History	Received \$6,881 for Gladys City liaison duties	SI 2018
Scheidemandel, Jeferson	Ac Partnership	Received \$500 for course instruction	SP 2018
Sen, Kabir	Ac Partnership	Received \$500 for course instruction	SP 2018
Shoefstall, Sherri	Ac Partnership	Received \$1,500 for course instruction	SP 2018
Simpson, Teresa	Ed Leadership	Received \$5,278 for work on UG/retention issues with Dean	Summer 2018
Sisk, Dorothy	Ac Partnership	Received \$7,000 for course instruction	SP 2018
Sowers, Thomas	Distance Ed	Received \$1,000 for course instruction	SP 2018
Staub, Nancy	Ac Partnership	Received \$500 for course instruction	SP 2018

Stewart, Arthur	English/M Lang	Received \$9,000 for Director of Center of Philosophical Studies duties	Summer 2018
Stewart, Arthur	English/M Lang	Received \$1,496 for Director of Center of Philosophical Studies duties	May 2018
Sun, Frank	Computer Sci	Received \$8,192 for Network Administrator duties	Summer 2018
Svyehnikova, Nataliya	Distance Ed	Received \$500 for course instruction	SP 2018
Swerdlow, Marlene	Ac Partnership	Received \$500 for course instruction	SP 2018
Swift, Orrin	Ac Partnership	Received \$500 for course instruction	SP 2018
Thibodeaux, Tilsa	Ac Partnership	Received \$500 for course instruction	SP 2018
Tindall, Natalie	Ac Partnership	Received \$500 for course instruction	SP 2018
Tsado, Lucy	Ac Partnership	Received \$1,500 for course instruction	SP 2018
Villate, Vanessa	Ac Partnership	Received \$3,500 for course instruction	SP 2018
Vlosky, Denese	Fam & Con Sci	Received \$1,000 for 1/3 work completed on a special project	Summer 2018
Wallace, David	Ed Leadership	Received \$1,500 for Dir of Master's Cert program duties	Summer 2018
Wallace, David	Ac Partnership	Received \$7,000 for course instruction	SP 2018
Wang, Sujing	Distance Ed	Received \$1,000 for course instruction	SP 2018
Weeks, Kelly	Ac Partnership	Received \$1,000 for course instruction	SP 2018
Welch, Brett	Ed Leadership	Received \$4,500 for Director of Doctoral Program duties	2018-19
Welch, Brett	Ed Leadership	Received \$2,700 for CAEP 2020 Accreditation duties	2018-19
Welch, Brett	Ed Leadership	Received \$1,500 for Director of Doctoral program duties	Summer 2018
White, Porchaneer	Ac Partnership	Received \$7,000 for course instruction	SP 2018
Wines, Lisa	Ac Partnership	Received \$500 for course instruction	SP 2018
Worley, Robert	Ac Partnership	Received \$500 for course instruction	SP 2018
Worley, Robert	Soc/SW/CJ	Received \$11,029 for Interim Director of Criminal Justice program duties	Summer 2018
Worley, Vidisha	Ac Partnership	Received \$1,500 for course instruction	SP 2018
Yao, Qingjiang	Ac Partnership	Received \$500 for course instruction	SP 2018
Yoo, Julia	Ac Partnership	Received \$500 for course instruction	SP 2018
Zhao, Yu	Ac Partnership	Received \$500 for course instruction	SP 2018
Zhu, Weihang	Distance Ed	Received \$1,000 for course instruction	SP 2018

## **ADMINISTRATIVE AND UNCLASSIFIED PERSONNEL CHANGES**

### **ADDITIONS**

1. Bethke, Chelsea; Assistant Volleyball Coach at a 12-month rate of \$31,600, effective May 1, 2018
2. Born, Marco; Director of Athletics at a 12-month rate of \$140,000, effective April 16, 2018
3. Haarlow, Johnathan; Assistant Athletic Director/CFO at a 12-month rate of \$70,000, effective June 15, 2018
4. Hooks, Amy; Head Softball Coach at a 12-month rate of \$65,000, effective July 1, 2018
5. Shaver, Todd; Director of Setzer Student Center at a 12-month rate of \$75,000, effective July 2, 2018
6. Sloboda, Michael; Assistant Director of New Student Leadership Program at a 12-month rate of \$42,500, effective June 1, 2018

### **ADDITION OF DUTIES**

1. Jourdini, Dr. Mustapha; Director, International Student Programs and Services, an increase in salary from \$75,852 to \$83,437, effective July 9, 2018
1. Martin, David; Acting Associate Vice President, Facilities Management, a monthly stipend of \$800, effective May 1, 2018

### **CHANGE OF STATUS**

None to Report

### **LEAVE OF ABSENCE**

1. Hunter, Robert; Director, Student Support, returned from leave effective May 1, 2018
2. Latimer, Robin; Director, Student Services, Academic Partnerships, begin leave with pay, effective April 24, 2018
3. Robbins, Jocelyn; Director, Center For Career & Professional Development, begin leave with pay, effective November 7, 2017
4. Robbins, Jocelyn; Director, Center For Career & Professional Development, returned from leave, effective December 18, 2017
5. Sarda, Jose (Tony); Director of Recruitment, Enrollment Services, begin leave with pay, effective April 9, 2018
6. Sarda, Jose (Tony); Director of Recruitment, Enrollment Services, returned leave from leave, effective May 20, 2018
7. Smith, Kevin; Sr. Associate Prov/Prof, Office of the Provost/Ac Affairs, returned from Development Leave, effective May 31, 2018

### **SEPARATION**

1. Bruder, Holly; Head Softball Coach, effective May 11, 2018
2. Murray, Pat; Media Relations Assistant Director, effective June 1, 2018

### **RECLASSIFICATION**

1. Tristan, Katherine; from Payroll Accountant Senior to Payroll Manager, Financial Services, at a 12-month rate of \$57,439, effective March 1, 2018

### **RESIGNATION**

1. Bailey, Justin; Assistant Men's Basketball Coach, effective June 29, 2018
2. Haden, Hana; Assistant Women's Basketball Coach, effective May 18, 2018
3. Stovall, Jerry; Ticket Office Manager, effective July 19, 2018

### **RETIREMENT**

1. Ruland, Michael; Associate Vice President, Facilities Management, effective July 19, 2019

### **PROMOTION**

2. Arceneaux, Amanda; from Manager, Marketing Communications to Associate Director, Marketing Relations at a 12-month rate of \$43,500, effective March 15, 2018
3. McNeel, Paula; from Special Event Coordinator to Assistant Director Setzer Scheduler/Operations and Events, at a 12-month rate of \$42,500, effective February 24, 2018
- 4.
5. Meek, Grayson; from Manager of Special Events to Director, Event Management, at a 12-month rate of \$60,000, effective May 15, 2018

## **COMMISSION AND BONDING OF UNIVERSITY POLICE OFFICERS**

2. Brewer, Christopher E., effective June 1, 2018
3. Garsee, Nickey, effective May 15, 2018
4. Ryan, Colt L., effective June 1, 2018



# Sam Houston State University

## FACULTY PERSONNEL CHANGES

### RESIGNATIONS

1. Blasko, Brandy, Assistant Professor, Criminal Justice and Criminology, effective August 31, 2018.
2. Dancy, Jeremiah, Assistant Professor, History, effective May 31, 2018.
3. Hughes-Stamm, Sheree, Assistant Professor, Forensic Science, effective August 31, 2018.
4. Johnson, Robin, Associate Professor, Mass Communication, effective August 31, 2018.
5. Lasley, Elizabeth, Assistant Professor, Language, Literacy and Special Populations, effective August 31, 2018.
6. Malakaj, Ervin, Assistant Professor, World Languages and Cultures, effective August 31, 2018.
7. Miller, Karen, Professor, Music, effective August 31, 2018.
8. Soto, Josu, Assistant Professor, Music, effective May 31, 2018.

### RETIREMENTS

1. Ameen, Elsie, Associate Professor, Accounting, effective August 31, 2018.
2. Bruce, Jr., A. Jerry, Professor, Psychology and Philosophy, effective May 31, 2018.
3. Cox, Donna, Associate Professor, Language, Literacy and Special Populations, effective August 31, 2018.
4. Freeman, Donald, Professor, Economics and International Business, effective August 31, 2018.
5. Griffin, Martin, Associate Professor, General Business and Finance, effective August 31, 2018.
6. Muller, Joe, Professor, Agricultural Sciences, effective August 31, 2018.
7. Nichter, Mary, Professor, Counselor Education, effective August 31, 2018.
8. Polnick, Barbara, Professor, Educational Leadership, effective May 31, 2018.
9. Teske, Jr., Raymond, Professor, Criminal Justice and Criminology, effective August 31, 2018.

### EARLY RETIREMENT

1. Sullivan, Samuel, Professor, Curriculum and Instruction, effective July 15, 2018.

### CHANGES IN STATUS

1. Ullrich, Jr., Douglas, Professor, Agricultural Sciences; to Professor and Department Chair, Agricultural Sciences, effective June 1, 2018.

## FACULTY APPOINTMENTS, New (N) and Renewal (R)

	NAME	DEG	RANK	DEPARTMENT	%FTE	SALARY	PERIOD
COLLEGE OF BUSINESS ADMINISTRATION							
N	England, Trevor	M.S.	Asst. Prof.	Accounting	1.00	132,012	FY2019
R	Jones, Jr., Robert	Ph.D.	Lect.-Pool	Mngt., Mrkt. & Info.	0.50	7,200	3 2018
COLLEGE OF CRIMINAL JUSTICE							
R	Dyess, John	M.S.	Lect.-Pool	Criminal Justice	0.50	6,000	3 2018
R	Humphrey, Billy	M.S.	Lect.-Pool	Criminal Justice	0.25	3,000	3 2018
R	Hurst, Lane	M.S.	Lect.-Pool	Criminal Justice	0.25	1,500	2 2018
N	Ingram, Jason	Ph.D.	Assoc.Prof.	Criminal Justice	1.00	91,008	FY2019
R	Kawucha, Soraya	Ph.D.	Lect.-Pool	Criminal Justice	0.25	3,000	3 2018
R	Kukua, Diana	M.S.	Lect.-Pool	Criminal Justice	0.25	1,500	2 2018
R	Lunsford, Kevin	B.S.	Lect.-Pool	Criminal Justice	0.25	3,000	3 2018
R	Morrison, Stephen	Ph.D.	Lect.-Pool	Criminal Justice	0.25	3,000	3 2018
R	Price, Rebecca	M.S.	Lect.-Pool	Criminal Justice	0.25	1,500	2 2018
R	Schiro, Bennie	J.D.	Lect.-Pool	Criminal Justice	0.25	3,000	3 2018
R	Tumlinson, David	M.S.	Lect.-Pool	Criminal Justice	0.25	3,000	3 2018
R	Warren, Thomas	M.S.	Lect.-Pool	Criminal Justice	0.25	1,500	2 2018
R	Welch, Kristen	Ph.D.	Lect.-Pool	Criminal Justice	0.25	3,000	3 2018
COLLEGE OF EDUCATION							
R	Allen, Robert	Ed.D.	Lect.-Pool	Ed. Leadership	0.25	2,462	3 2018
R	Bajza, Susan	Ph.D.	Lect.-Pool	Counselor Ed.	0.25	2,802	3 2018
R	Beard, Jana	M.Ed.	Lect.-Pool	Lang.,Lit.&Sp.Pop	0.17	1,674	3 2018
R	Bethel, Jana	Ed.D.	Lect.-Pool	Library Science	0.25	2,462	3 2018
N	Brown, Jr., Timothy	Ph.D.	Asst. Prof.	Counselor Ed.	1.00	57,006	FY2019
R	Fitzgerald, Evelyne	Ph.D.	Lect.-Pool	Counselor Ed.	0.50	4,923	3 2018
R	Godwin, Amber	Ph.D.	ClinAsstP	Curr. & Instr.	1.00	40,014	FY2019
R	Guardiola-Castillo, I.	Ph.D.	Lect.-Pool	Counselor Ed.	0.25	2,462	3 2018
R	Hemmen, Janene	Ed.D.	Lect.-Pool	Ed. Leadership	0.75	12,501	3 2018
R	Ingram, Jacqueline	Ed.D.	Lect.-Pool	Lang.,Lit.&Sp.Pop	0.17	2,267	3 2018
R	Lackey, Steven	Ph.D.	Lect.-Pool	Counselor Ed.	0.25	2,462	3 2018
R	Perzan-Wooderson, M.	Ed.D.	Lect.-Pool	Ed. Leadership	0.25	2,802	3 2018
N	Ray, Amy	M.S.	Asst. Prof.	Curr. & Instr.	1.00	55,008	FY2019

N	Rice, Kathleen	Ph.D.	Assoc.Prof.	Counselor Ed.	1.00	82,512	FY2019
R	Rodriguez-Almendarez, R	Ph.D.	Lect.-Pool	Counselor Ed.	0.50	4,923	3 2018
R	Sheneman, Laura	Ed.D.	Lect.-Pool	Library Science	0.25	2,462	3 2018
R	Smith, Rebekah	M.A.	Lect.-Pool	Lang.,Lit.&Sp.Pop	0.17	1,674	3 2018
N	Smith, Regina	Ph.D.	Asst. Prof.	Lang.,Lit.&Sp.Pop	1.00	56,016	FY2019
R	Smith-Edwards, B.	Ph.D.	Lect.-Pool	Library Science	0.50	4,923	3 2018
R	Vijil, Veronica	Ed.D.	Lect.-Pool	Ed. Leadership	0.25	2,462	3 2018
R	Walker, Kate	Ph.D.	Lect.-Pool	Counselor Ed.	0.25	2,462	3 2018
R	Zeisig, Elizabeth	Ph.D.	Lect.-Pool	Lang.,Lit.&Sp.Pop	0.92	17,178	3 2018

COLLEGE OF FINE ARTS AND MASS  
COMMUNICATION

R	Crabtree, John	D.M.A.	Lect.-Pool	Music	0.50	6,003	3 2018
R	Griffiths, Shaun	M.F.A.	Lect.-Pool	Art	0.25	3,002	3 2018
N	McLaughlin, John	B.F.A.	Lect.-Pool	Mass Comm	0.25	5,000	2 2018
R	Moore, Kendall	D.M.A.	Lect.-Pool	Music	0.50	6,003	3 2018

COLLEGE OF HEALTH SCIENCES

R	Bone, Linda	M.Ed.	Lect.-Pool	Fam & Con Sci	0.25	1,231	2 2018
N	Duckett, Vania	M.Ed.	Lect.-Pool	Population Hlth	0.25	1,501	2 2018
R	Griggs, Harriet	Ph.D.	Lect.-Pool	Fam & Con Sci	0.25	1,501	2 2018
N	Kim, Min	Ph.D.	Asst. Prof.	Kinesiology	1.00	61,002	FY2019
R	Knesek, Natalie	M.S.	Lect.-Pool	Fam & Con Sci	0.50	6,003	3 2018
R	Meacham, Kassi	M.S.	Lect.-Pool	Kinesiology	0.13	1,316	2 2018
R	Stone, Susie	M.A.	Lect.-Pool	Population Hlth	0.25	6,750	3 2018
R	Wallace, Courtney	M.A.	Lect.-Pool	Population Hlth	0.58	10,440	3 2018

COLLEGE OF HUMANITIES AND SOCIAL  
SCIENCES

R	Baker, Caleb	M.A.	Lect.-Pool	Wrld Lang&Cultures	0.25	3,000	3 2018
R	Brown, Crystal	M.A.	Lect.-Pool	Sociology	0.25	3,000	3 2018
R	Bugge, Silke	M.A.	Lect.-Pool	Wrld Lang&Cultures	0.66	7,920	3 2018
R	Conde-Dudding, E.	Ph.D.	Lect.-Pool	Sociology	0.33	3,960	3 2018
R	Franks, Brooke	M.A.	Lect.-Pool	History	0.50	6,000	3 2018
R	Gutierrez-Beltran, V.	M.A.	Lect.-Pool	Wrld Lang&Cultures	0.50	3,000	2 2018
R	Holmberg, Joseph	M.S.	Lect.-Pool	Wrld Lang&Cultures	0.58	7,426	3 2018

R	Langlois, Danielle	M.A.	Lect.-Pool	Psy. & Philosophy	0.33	3,960	3 2018
R	McGlone, Kevin	Ph.D.	Lect.-Pool	History	0.50	3,000	2 2018
R	Medina Lopez, Julio	M.A.	Lect.-Pool	Wrld Lang&Cultures	0.50	6,000	3 2018
R	Myers, Sujey	M.A.	Lect.-Pool	Wrld Lang&Cultures	0.74	8,880	3 2018
R	Nguyen, Haitrieu	M.A.	Lect.-Pool	Sociology	0.25	1,500	2 2018
R	Renteria, Ray	M.A.	Lect.-Pool	Wrld Lang&Cultures	0.25	1,751	2 2018
R	Zimpfer, Mariah	Ph.D.	Lect.-Pool	Sociology	0.25	3,000	3 2018

COLLEGE OF SCIENCE AND ENGINEERING  
TECHNOLOGY

N	Bechelli, Jeremy	Ph.D.	Asst. Prof.	Biol. Sciences	1.00	60,012	FY2019
R	Benke, Dale	M.Ed.	Lect.-Pool	Engineering Tech	0.25	1,688	2 2018
R	Bullion, Alisha	M.S.	Lect.-Pool	Ag. Sciences	0.50	7,506	3 2018
R	Busby, Spurgeon	B.S.	Lect.-Pool	Mth. & Statistics	0.25	2,000	2 2018
R	Coogler, Keith	Ed.D.	Lect.-Pool	Engineering Tech	0.50	8,658	3 2018
R	Ford, Richard	Ed.D.	Lect.-Pool	Ag. Sciences	0.25	1,251	2 2018
R	Franks, Kristie	M.S.	Lect.-Pool	Ag. Sciences	0.50	6,750	3 2018
N	Glisson, Bradley .	Ph.D.	Assoc.Prof.	Computer Science	1.00	112,500	FY2019
R	Kashibhatla, Bhavana	M.S.	Lect.-Pool	Engineering Tech	0.25	1,251	2 2018
N	Moss, David	Ph.D.	Asst. Prof.	Geog. & Geology	1.00	66,006	FY2019
N	Safa, Mahdi	Ph.D.	Asst. Prof.	Engineering Tech	1.00	85,014	FY2019
R	Scasta, Jennifer	M.S.	Lect.-Pool	Ag. Sciences	0.25	1,251	2 2018
R	Shelton, Mary	M.A.	Lect.-Pool	Mth. & Statistics	0.25	2,000	2 2018
R	Stewart, Christopher	M.S.	Lect.-Pool	Ag. Sciences	0.50	5,004	3 2018
R	Waugh, Terrence	Ph.D.	Lect.-Pool	Engineering Tech	0.50	7,500	3 2018
R	Wilson, Marsha	M.B.A.	Lect.-Pool	Ag. Sciences	0.25	3,375	3 2018
R	Yanamala, Sumanth	M.S.	Lect.-Pool	Engineering Tech	0.50	5,004	3 2018

PROPOSED COLLEGE OF OSTEOPATHIC  
MEDICINE

N	Choudhary, Sanjeev	Ph.D.	Assoc.Prof.	Biochm,Cell Bio&Genet	1.00	170,016	FY2019
---	--------------------	-------	-------------	-----------------------	------	---------	--------

# SAM HOUSTON STATE UNIVERSITY

## ADMINISTRATIVE and UNCLASSIFIED PERSONNEL CHANGES

### ADDITIONS

1. Anderson, Anthony, Assistant Coach, Athletics, at a 12-month rate of \$62,016, on a full-time basis effective May 21, 2018.
2. Bickford, Cathleen, Information Technology Asset Manager, Information Technology Client Services, at a 12-month rate of \$75,096, on a full-time basis effective March 26, 2018.
3. Croone, Tiffany, Business Analyst II, Information Technology Enterprise Services, at a 12-month rate of \$55,152, on a full-time basis effective June 4, 2018.
4. Dunbar, Jeffrey, Associate Director II for Lowman Student Center, Lowman Student Center, at a 12-month rate of \$65,016, on a full-time basis effective April 1, 2018.
5. Graham, Lori, Director of Faculty Development, Osteopathic Medicine, at a 12-month rate of \$60,000, on a part-time basis effective June 4, 2018.
6. Justice, Ravon, Head Women's Basketball Coach, Athletics, at a 12-month rate of \$160,008, on a full-time basis effective April 20, 2018.
7. Knific, Stephanie, Director of Marketing and Communications and Public Information Officer, Communications, at a 12-month rate of \$79,008, on a full-time basis effective April 11, 2018.
8. Lewis, Judith, Associate Vice President for Enterprise Services, Information Technology Enterprise Services, at a 12-month rate of \$130,008, on a full-time basis effective May 1, 2018.
9. Mason, Brittany, Coach Associate, Athletics, at a 12-month rate of \$55,008, on a full-time basis effective May 15, 2018.
10. Medrano, Joseph, Admissions Counselor, Undergraduate Admissions, at a 12-month rate of \$32,976, on a full-time basis effective May 4, 2018.
11. Villemez, Aaron, Financial Aid Counselor, Financial Aid, at a 12-month rate of \$30,240, on a full-time basis effective April 16, 2018.

### CHANGES IN STATUS

1. Bass Wilson, Amy, Assistant Director II for Creative Services to Associate Director III for Creative Services, Communications, at a 12-month rate of \$62,400, effective May 16, 2018.
2. Curtis, Stacie, Accountant II to Payroll Manager, Payroll, at a 12-month rate of \$58,008, effective June 1, 2018.
3. Davis, Jennifer, Administrative Assistant II to Office Supervisor, Athletics, at a 12-month rate of \$47,496, effective June 1, 2018.
4. Hughes, Christene, Human Resources Specialist to Human Resources Manager Senior, Human Resources, at a 12-month rate of \$62,520, effective May 16, 2018.
5. Kieschnick, Rozlynn, Assistant Director of Disbursements and Travel to Director of Disbursements and Travel Services, Disbursements and Travel Services, at a 12-month rate of \$68,544, effective May 1, 2018.
6. Kizzee, Lawrence, Administrative Associate II to Manager II, College of Criminal Justice, at a 12-month rate of \$47,040, effective June 16, 2018.
7. Miller, Kelsey, Admissions Counselor to Marketing & Events Coordinator, Career Services, at a 12-month rate of \$40,008, effective June 16, 2018.
8. Proctor, Lori, Manager of Sam Houston Press to Assistant Director II of Print Services, Press, at a 12-month rate of \$51,984, effective June 1, 2018.
9. Story, Chelsea, Academic Mentor III to Senior Academic Advisor, Student Advising and Mentoring Center, at a 12-month rate of \$47,520, effective April 1, 2018.
10. Taylor, Zachary, Residence Hall Director to Assistant Director of Residence Life, Residence Life, at a 12-month rate of \$47,496, effective June 1, 2018.
11. Valis, Garrett, Coach Assistant for Softball to Head Softball Coach, Athletics, at a 12-month rate of \$66,600, effective June 16, 2018.
12. Vick, Justin, Associate Director of Academic Advising I to Associate Director of Academic Advising II, Student Advising and Mentoring Center, at a 12-month rate of \$63,480, effective May 6, 2018.
13. Walker, Charity, Assistant Director of Payroll and Tax Specialization to Director of Payroll and Tax

## SAM HOUSTON STATE UNIVERSITY

Specialization, Payroll, at a 12-month rate of \$77,016, effective June 1, 2018.

### **DISMISSALS**

1. Kassulke, Paul, Project Coordinator, School of Music, effective April 20, 2018.
2. McKee, Scott, Project Manager, School of Music, effective April 20, 2018.

### **RESIGNATIONS**

1. Brock, Robert, Head Softball Coach, Athletics, effective May 31, 2018.
2. Coleman, Ar'Niqua, Financial Aid Counselor, Financial Aid, effective May 16, 2018.
3. Goodman, Yujie, ERP Database Administrator IV, Information Technology Enterprise Services, effective June 15, 2018.
4. Maas, Laurence, Accountant III, Controller, effective June 22, 2018.
5. Michalowski, Gary, Coordinator for Sports Operations, Athletics, effective June 15, 2018.
6. Morgan, Shelly, Physician Assistant, Health Center, effective May 10, 2018.
7. Sears, Lauren, Associate Director of Enrollment Communications, Enrollment Management Communications, effective May 11, 2018.
8. Ybarra, Joel, Residence Hall Director, Residence Life, effective June 21, 2018.

### **RETIREMENTS**

1. Horn, Karyl, Director of Payroll and Tax Specialization, Payroll, effective May 31, 2018.
2. Simmank, Mary, Office Supervisor, Athletics, effective May 31, 2018.

### **DEATHS**

1. None

### **COMMISSIONING AND BONDING OF UNIVERSITY POLICE OFFICERS**

1. Carroll, Timothy, effective May 16, 2018.

## **Sul Ross State University**

### **FACULTY PERSONNEL CHANGES**

#### **RESIGNATIONS**

1. Shabazz, Hamin, Ph.D., Dean of Educational and Professional Studies and Professor of Criminal Justice, effective May 31, 2018
2. Vincent, Tiffany, Ph.D., Chair of Behavioral and Social Sciences and Asst. Professor of Political Science, effective July 9, 2018
3. Watson, David, Ph.D., Associate Professor of Political Science effective August 20, 2018

#### **RETIREMENTS**

1. None to report.

#### **LEAVE OF ABSENCE**

1. None to report.

#### **NON-REAPPOINTMENTS**

1. None to report.

#### **CHANGES IN STATUS**

1. Luna, Ryan, Ph.D., Asst. Professor of Natural Resource Management to Chair and Assoc. Professor of Natural Resource Management, effective August 1, 2018
2. Kinucan, Robert, Ph.D., Professor and Dean of Agricultural and Natural Resource Sciences & Associate Provost for Research to Associate Provost of Graduate Studies and Research, effective August 1, 2018
3. Rodriguez, Diana, M.A., Instructor of Education to Director of Teacher Education and Instructor of Education, effective June 1, 2018
4. Qvarnstrom, Jeanne, Ed.D, Director of Teacher Education and Assoc. Professor of Education and Asst. Vice President of Institutional Effectiveness to Assoc. Professor of Education and Asst. Vice President of Institutional Effectiveness, effective May 31, 2018
5. Warnock, Bonnie, Ph.D., Chair and Professor of Natural Resource Management to Dean of Agricultural and Natural Resource Sciences and Professor of Natural Resource Management, effective August 1, 2018

#### **PROMOTION TO ASSOCIATE PROFESSOR**

1. None to report.

#### **PROMOTION TO PROFESSOR**

1. None to report

#### **TENURE**

1. None to report

#### **TERMINAL CONTRACTS**

1. None to report.

## FACULTY APPOINTMENTS, New (N) and Renewal (R)

	NAME	DEG	RANK	DEPARTMENT	%FTE	SALARY	PERIOD
<b>COLLEGE OF AGRICULTURAL &amp; NATURAL RESOURCE SCIENCES</b>							
R	Guevara, Anna	A.A.S.	Lecturer	Industrial Technology	20%	\$2,130	Summer I 2018
N	Karelus, Dana	Ph.D.	Lecturer	Natural Resource Management	N/A	N/A	2018-2019
R	Ross, Terrence	M.S.	Lecturer	Industrial Technology	20%	\$2,130	Summer I 2018
<b>COLLEGE OF ARTS &amp; SCIENCES</b>							
R	Alaniz, Alfred	Ph.D.	Asst. Professor	Biology, Geology & Physical Sciences	52%	\$5,680	Summer I 2018
N	Alegria, Andrew	Ph.D.	Asst. Professor	Fine Arts & Communication	100%	\$47,500	Fall 2018
R	Green, Julia	M.S.	Lecturer	Biology, Geology & Physical Science	27%	\$2,840	Summer I 2018
N	Gutierrez, Ruben	M.A.	Lecturer	Fine Arts & Communication	39%	\$4,200	Summer I 2018
R	Shiller, Thomas	Ph.D.	Lecturer	Biology, Geology & Physical Science	40%	\$4,260	Summer I 2018
R	Schroeder, Bryon	Ph.D.	Lecturer	Behavioral & Social Sciences	40%	\$4,260	Summer I 2018
<b>COLLEGE OF EDUCATION &amp; PROFESSIONAL STUDIES</b>							
R	Latham, Stefanie	Ph.D.	Lecturer	Kinesiology & Human Performance	40%	\$4,260	Summer I 2018
R	Schwartz, Mary	M.S.	Lecturer	Education	20%	\$2,130	Summer I 2018
R	Wadley, Cynthia	M.Ed.	Lecturer	Education	40%	\$4,260	Summer I 2018
R	Wickersham-Fish, Leah	Ph.D.	Lecturer	Education	20%	\$2,130	Summer I 2018
<b>RIO GRANDE COLLEGE</b>							
R	Carbonel-Mason, Wilhelmina	MSN	Lecturer	Natural & Behavioral Sciences	39%	\$4,200	Summer I 2018
R	Garcia-Williams, Illeana	M.Ed.	Lecturer	Humanities	40%	\$4,260	Summer I 2018
R	Gonzalez, Sergio	J.D.	Lecturer	Natural & Behavioral Sciences	40%	\$4,260	Summer I 2018
N	Harrell, Hal	Ph.D.	Lecturer	Education	20%	\$2,130	Summer I 2018
R	Roethler, Jeremy	Ph.D.	Lecturer	Humanities	20%	\$2,130	Summer I 2018



## **ADMINISTRATIVE and UNCLASSIFIED PERSONNEL CHANGES**

### **ADDITIONS**

1. Laxton, Billy, Head Athletic Trainer at a twelve month salary of \$50,000, effective June 28, 2018
2. Harris, Allison, Ph.D., Vice President of Enrollment Management at a twelve month salary of \$140,000, effective May 15, 2018

### **CHANGES IN STATUS**

1. Rumsey, Esther, Ph.D., Professor of Fine Arts & Communication to Director of International Studies at a twelve month salary of \$40,407, effective October 1, 2018

### **RESIGNATIONS**

1. Gann, Whitney, Ph.D., Research Scientist, effective April 11, 2018

### **SEPERATIONS**

1. None to report.

### **RETIREMENTS**

1. None to report.

### **COMMISSIONING AND BONDING OF UNIVERSITY POLICE OFFICERS**

1. None to report.

# Texas State University

## FACULTY PERSONNEL CHANGES

### CHANGE IN STATUS

1. Beall, Gary W., Associate Dean, College of Science and Engineering and Regents' Professor, Chemistry and Biochemistry, to Regents' Professor, Chemistry and Biochemistry, effective September 1, 2018.
2. Booth, Chad, Assistant Dean, College of Science and Engineering and Associate Professor, Chemistry and Biochemistry, to Associate Dean, College of Science and Engineering and Associate Professor, Chemistry and Biochemistry, effective September 1, 2018.
3. Brooks, Matthew S., from Director and Professor, Health Administration, to Director and Professor, Health Administration and Associate Dean, College of Health Professions, effective June 1, 2018.
4. Giordano, Alberto, from Chair and Professor, Geography, to Professor, Geography, effective September 1, 2018.
5. Long, Ju, from Interim Chair and Associate Professor, Computer Information Systems and Quantitative Methods, to Chair and Associate Professor, Computer Information Systems and Quantitative Methods, effective May 7, 2018.
6. Lu, Yongmei, from Professor, Geography, to Chair and Professor, Geography, effective September 1, 2018.
7. Luizzi, Vincent L., from Professor, Philosophy and Interim Director, Office of Equity and Access, Chief Diversity Officer, and Title IX Coordinator, to Professor, Philosophy, effective May 23, 2018.
8. McClellan, Stanley A., from Director and Professor, Ingram School of Engineering, to Professor, Ingram School of Engineering, effective June 1, 2018.
9. O'Malley, Michael P., from Chair and Professor, Counseling, Leadership, Adult Education, and School Psychology, to Dean, College of Education, effective August 1, 2018.
10. Sanders, Barbara L., from Chair and Professor, Physical Therapy and Associate Dean, College of Health Professions, to Chair and Professor, Physical Therapy, effective June 1, 2018.
11. Williamson, Paula S., from University Distinguished Professor, Biology to Associate Dean, College of Science and Engineering and University Distinguished Professor, Biology, effective September 1, 2018.

### LEAVE OF ABSENCE

1. Yu, Qingkai, Associate Professor of Engineering, effective Fall 2018 and Spring 2019.

### RETIREMENTS

1. Beebe, Steven A., Regents' Professor and University Distinguished Professor, Communication Studies, May 31, 2018.
2. Echeverría, Miriam B., Professor, Modern Languages, effective May 31, 2018.
3. Gorman, Robert F., University Distinguished Professor, Political Science, effective August 31, 2019.
4. Hindson, Theodore T., Associate Professor, Political Science, effective January 15, 2019.
5. McKinney, Audrey M., Associate Professor, Philosophy, effective May 31, 2018.
6. Torrejon, Ricardo M., Professor, Mathematics, effective May 31, 2018.
7. Upchurch, Garland R., Jr., Associate Professor, Biology, effective August 31, 2018.

### RESIGNATIONS

1. Adepoju, Omolola E., Assistant Professor, Health Administration, effective May 31, 2018.
2. Chakraborty, Rahul, Associate Professor, Communication Disorders, effective August 31, 2018.
3. Gupta, Shivam, Assistant Professor, Computer Information Systems and Quantitative Methods, effective May 31, 2018.
4. Wright, Maia J., Associate Professor, Art and Design, effective May 31, 2018.

### APPOINTMENT WITH TENURE

1. Dawkins, Paul C., Associate Professor of Mathematics, effective September 1, 2019.

**FACULTY APPOINTMENTS, New (N) and Renewal (R)**

<b>NAME</b>	<b>DEG</b>	<b>RANK</b>	<b>DEPARTMENT</b>	<b>%FTE</b>	<b>SALARY</b>	<b>PERIOD</b>
<b>COLLEGE OF APPLIED ARTS</b>						
N Choi, Mi Jin	Ph.D.	Asst. Prof.	Social Work	1.00	68,000.00	2018-2019
R McGee, Stacie S.	M.S.W.	Lecturer	Social Work	1.00	25,659.54	Spring 2018
R Morley, Richard H.	Ph.D.	Asst. Prof.	Social Work	1.00	67,000.00	2018-2019
R Rodriguez, Abel	M.S.W.	Lecturer	Social Work	1.00	26,153.37	Spring 2018
R Vanegas, Sandra	Ph.D.	Asst. Prof.	Social Work	1.00	68,500.00	2018-2019
N Vaughan, Adam D.	Ph.D.	Asst. Prof.	Criminal Justice	1.00	66,000.00	2018-2019
<b>MCCOY COLLEGE OF BUSINESS ADMINISTRATION</b>						
N Konur, Dincer	Ph.D.	Asst. Prof.	Computer Information Systems and Quantitative Methods	1.00	110,000.00	2018-2019
N Zhai, Muxin	Ph.D.	Asst. Prof.	Finance and Economics	1.00	100,000.00	2018-2019
<b>COLLEGE OF EDUCATION</b>						
N Farnsworth II, James L.	Ph.D.	Asst. Prof.	Health and Human Performance	1.00	65,000.00	2018-2019
N Li, Yumeng	Ph.D.	Asst. Prof.	Health and Human Performance	1.00	67,000.00	2018-2019
N Suh, Emily K.	Ph.D.	Asst. Prof.	Curriculum and Instruction	1.00	70,000.00	2018-2019
<b>COLLEGE OF FINE ARTS AND COMMUNICATION</b>						
N Ahn, Seokhoon	Ph.D.	Lecturer	Communication Studies	.20	4,000.00	SSII
N Harrison, Jacob G.	D.M.A.	Assoc. Prof.	Music	1.00	71,000.00	2018-2019
N Karanas, Daveda	M.M.	Asst. Prof.	Music	1.00	56,000.00	2018-2019
N Lee, Alice J.	M.Des.	Asst. Prof.	Art and Design	1.00	66,000.00	2018-2018
N Lieber, Jeffrey D.	Ph.D.	Asst. Prof.	Art and Design	1.00	65,000.00	2018-2019
N Miller, Joshua H.	M.A.	Asst. Prof.	Communication Studies	1.00	62,500.00	2018-2019
N Ramo-Gechter, Suzanne D.	D.M.A.	Asst. Prof.	Music	1.00	58,000.00	2018-2019
N Reynolds, Marc D.	D.M.A.	Asst. Prof.	Music	1.00	59,000.00	2018-2019
N Ruiz, Gerardo J.	M.F.A.	Asst. Prof.	Theatre and Dance	1.00	57,500.00	2018-2018
<b>COLLEGE OF HEALTH PROFESSIONS</b>						
N Dillard, Anna F.	M.A.	Clinical Lecturer	Communication Disorders	1.00	16,666.67	SSI-SSII
N Garza, Jacob L.	D.P.T.	Lecturer	Physical Therapy	.40	8,000.00	SSI-SSII
N Keagle, Ronna R.	D.P.T.	Lecturer	Physical Therapy	.40	8,000.00	SSI-SSII
N Stigler Granados, Paula E.	Ph.D.	Asst. Prof.	Health Administration	1.00	82,000.00	2018-2019
<b>COLLEGE OF LIBERAL ARTS</b>						
N Aldana Márquez, Beatriz	Ph.D.	Asst. Prof.	Sociology	1.00	60,000.00	2018-2019
N Saldívar III, Samuel	Ph.D.	Asst. Prof.	English	1.00	62,000.00	2018-2019
<b>COLLEGE OF SCIENCE AND ENGINEERING</b>						
N Hindes, Wade M.	Ph.D.	Asst. Prof.	Mathematics	1.00	66,500.00	2018-2019
R Keller, Christine I.	M.S.	Lecturer	Mathematics	.20	4,000.00	Spring 2018
N Khaleghian, Seyedmeysam	Ph.D.	Asst. Prof.	Engineering Technology	1.00	78,500.00	2018-2019
R Rangelov, Blagoy	Ph.D.	Asst. Prof.	Physics	1.00	84,000.00	2018-2019
N Serenari, Christopher	Ph.D.	Asst. Prof.	Biology	1.00	70,000.00	2018-2019

## Texas State University

### ADMINISTRATIVE AND UNCLASSIFIED PERSONNEL CHANGES

#### ADDITIONS

1. Adams, Madeline D., M.B.A., Director, Payroll and Tax Compliance, Office of Payroll and Tax Compliance, at a 12-month rate of \$85,008, on a full-time basis, effective May 7, 2018.
2. Baker, Brittany N., H.S., Procurement Analyst, Procurement and Strategic Sourcing, at a 12-month rate of \$37,500, on a full-time basis, effective March 5, 2018.
3. Balding, Lawrence N., H.S., Grant Specialist, ALERRT Center, at a 12-month rate of \$85,000, on a full-time basis, effective April 9, 2018.
4. Binford, Linda L., B.A., Academic Advisor I, PACE Advising Center, at a 12-month rate of \$32,000, on a full-time basis, effective April 1, 2018.
5. Black, Mary C., M.A.S., Assistant Vice President, Budgeting, Financial Planning and Analysis, at a 12-month rate of \$144,996, on a full-time basis, effective April 1, 2018.
6. Davenport, Ashley N., B.A., Academic Advisor I, PACE Advising Center, at a 12-month rate of \$32,000, on a full-time basis, effective May 7, 2018.
7. Elliott, Brett S., B.A., Assistant Coach, Football, at a 12-month rate of \$110,000, on a full-time basis, effective March 6, 2018.
8. Fleming, Kelsey J., B.A., Grant Specialist, TX School Safety Center, at a 12-month rate of \$40,800, on a full-time basis, effective March 7, 2018.
9. Franks, Catherine A., B.S., Programmer Analyst I, Enterprise Systems, at a 12-month rate of \$62,000, on a full-time basis, effective March 5, 2018.
10. Fraser-Shapiro, Ian, Ph.D., Grant Specialist, Center for Archaeological Studies, at a 12-month rate of \$90,000, on a full-time basis, effective March 5, 2018.
11. Hatcher, Alexandria J., J.D., Equal Employment Opportunity Compliance Specialist, Equity and Access, at a 12-month rate of \$59,499, on a full-time basis, effective May 21, 2018.
12. Johnson, Andrew L., B.A., Athletic Equipment Manager, Athletics, at a 12-month rate of \$52,000, on a full-time basis, effective March 15, 2018.
13. Lamb, Jeffrey A., B.A., Grant Specialist, Center for Archaeological Studies, at a 12-month rate of \$62,040, on a full-time basis, effective April 1, 2018.
14. Littleton, Patricia A., B.S., Grant Specialist, Center for Archaeological Studies, at a 12-month rate of \$75,000, on a full-time basis, effective April 1, 2018.
15. Love, Skyler P., M.S., Assistant Coach, Women's Basketball, at a 12-month rate of \$39,000, on a full-time basis, effective May 29, 2018.
16. Martinez, Richard A., Ph.D., Psychologist, Counseling Center, at a 12-month rate of \$60,000, on a full-time basis, effective May 7, 2018.
17. Martinez, Richard G., M.A., Captain, University Police, at a 12-month rate of \$92,500, on a full-time basis, effective May 1, 2018.
18. McBride, Ameerah N., J.D., Chief Diversity Officer and Director, Equity and Access, Equity and Access, at a 12-month rate of \$129,996, on a full-time basis, effective May 23, 2018.
19. Murphy, Jonathan, B. A., Academic Advisor, Round Rock Campus, at a 12-month rate of \$32,000, on a full-time basis, effective May 21, 2018.
20. Nutt, Stephanie L., M.A., Grant Specialist, Center for Archaeological Studies, at a 12-month rate of \$66,000, on a full-time basis, effective April 1, 2018.
21. Owens, Steven M., M.A., Grant Specialist, Center for Archaeological Studies, at a 12-month rate of \$60,694, on a full-time basis, effective March 12, 2018.

22. Proffitt, Robert J., B.S., Grant Specialist, Center for Archaeological Studies, at a 12-month rate of \$75,756, on a full-time basis, effective April 1, 2018.
23. Quick, Susan G., B.B.A., Systems Support Analyst, Office of Institutional Research, at a 12-month rate of \$55,320, on a full-time basis, effective March 5, 2018.
24. Rodriguez, Selina M., B.A., Undergraduate Admissions Counselor, Office of Undergraduate Admissions, at a 12-month rate of \$38,000, on a full-time basis, effective March 5, 2018.
25. Sloans Jr., Johnny L., M.S., Programmer Analyst II, Enterprise Systems, at a 12-month rate of \$84,000, on a full-time basis, effective May 14, 2018.
26. Snouffer, Kimberly A., B.A., Grant Specialist, Center for Archaeological Studies, at a 12-month rate of \$62,004, on a full-time basis, effective April 1, 2018.
27. Stenger, Carl E., ASSOC., Grant Specialist, Center for Archaeological Studies, at a 12-month rate of \$73,200, on a full-time basis, effective April 1, 2018.
28. Surathkal, Prasanna, B.A., Research Associate, Department of Agriculture, at a 12-month rate of \$44,400, on a full-time basis, effective March 26, 2018.
29. Thomas, Susana, H.S., Grant Specialist, TX School Safety Center, at a 12-month rate of \$40,800, on a full-time basis, effective May 14, 2018.
30. Warner, Weston K., B.E.S.S., Student Development Specialist II, Department of Housing and Residential Life, at a 12-month rate of \$39,960, on a full-time basis, effective May 21, 2018.
31. Welch, Carl R., M.S., Grant Specialist, Center for Archaeological Studies, at a 12-month rate of \$65,228, on a full-time basis, effective March 5, 2018.
32. Williams, Heather L., C.P.M.S.M., Grant Specialist, Center for Archaeological Studies, at a 12-month rate of \$72,996, on a full-time basis, effective April 1, 2018.
33. Wyratt, Alyssa M., M.Ed., Career Counselor, Career Services, at a 12-month rate of \$48,000, on a full-time basis, effective May 29, 2018.

## **RESIGNATIONS**

1. Baker, Adam B., Research Analyst, Office of Institutional Research, effective April 3, 2018.
2. Banales, Jose L., Director, University Police, University Police, effective May 16, 2018.
3. Brown, Ronda J., Equity and Access Analyst, Equity and Access, effective May 16, 2018.
4. Buck, Ryan D., Assistant Vice President, International Affairs, Office of International Affairs, effective April 4, 2018.
5. Cajayon, Reginald S., Grant Coordinator, TX School Safety Center, effective April 10, 2018.
6. Clark, Danielle K., Academic Advisor I, PACE Advising Center, effective April 16, 2018.
7. Clark, Tracy A., Accountant II, Accounting Office, effective April 3, 2018.
8. Flores, Matthew G., Assistant Vice President, University Advancement/Managing Editor, Hillviews, University News Service, effective April 3, 2018.
9. Frazier, Lauren S., Assistant Coach, Soccer, effective May 17, 2018.
10. Gutierrez, Annette A., Student Development Specialist II, SLAC, effective March 29, 2018.
11. Love, Joshua L., Student Development Specialist II, Office of Disability Services, effective May 5, 2018.
12. Martin, Randle R., Assistant Director, Core Systems, Core Systems, effective April 1, 2018.
13. May, Kim M., Grant Senior Coordinator, University College, effective April 27, 2018.
14. Mclean, Edward D., Systems Analyst I, Facilities Management, effective April 7, 2018.
15. Moir, Ashley N., Academic Advisor I, PACE Advising Center, effective March 19, 2018.
16. Moore, Joshua M., Programmer Analyst II, Enterprise Systems, effective April 21, 2018.
17. Ochulor, Enyinna, Systems Programmer I, Learning Spaces, effective May 26, 2018.
18. Ohlendorf, Julie A., Equal Employment Opportunity Compliance Specialist, Equity and Access, effective March 16, 2017.

19. Olave, Sebastian, Coach, Strength and Conditioning, effective March 24, 2018.
20. Ramirez, Ysabel, Grant Director, The Education Institute, effective March 1, 2018.
21. Sides, Roxanne, Publications Writer, Office of Undergraduate Admissions, effective April 9, 2018.
22. Sterling, Linda L., Research Coordinator, Center for Applied Interdisciplinary Research, effective April 5, 2018.
23. Stokes, Ethan J., Digital Media Specialist, Football, effective April 20, 2018.
24. Stokes, Julie T., Academic Advisor I, Round Rock Campus, effective March 17, 2018.
25. Streicher, Caroline, Academic Advisor I, McCoy Academic Advising Center, effective March 17, 2018.
26. Taylor, Donna R., Grant Specialist, Small Business Development Center, effective April 7, 2018.
27. Thrasher, Brooke A., UI/UX Designer, Office of University Marketing, effective May 4, 2018.
28. Torrez, Jodi K., Assistant Director, Undergraduate Admissions, Office of Undergraduate Admissions, effective May 7, 2018.
29. Trevino, Claudia, Academic Advisor II, PACE Advising Center, effective May 14, 2018.
30. Vargas, Jessica, Instructional Designer, Learning Experience Design, effective March 1, 2018.
31. Waldon, Marissa L., User Services Consultant I, Learning Applications Solutions, effective April 28, 2018.
32. White, Brandy G., Child Care Teacher, Child Development Center, effective May 10, 2018.

## **RETIREMENTS**

1. Ibanez, Herminio, Grant Coordinator, University College, effective May 1, 2018.
2. Pullin, Marla G., Student Business Specialist, Treasurer, effective March 1, 2018.
3. Swindal, Rebecca B., Supervisor, College Academic Advising, Applied Arts Academic Advising Center, effective April 1, 2018.
4. Whisenant, Margaret G., Physician, Student Health, effective May 9, 2018.

## **TERMINATIONS**

1. Jones, Robert B., Grant Specialist, University College, effective May 11, 2018.
2. Martinez, Mark, Deceased.

## **PROMOTIONS**

1. Bates, Kathleen R., B.S., Grant Specialist to Grant Coordinator, TX School Safety Center, at a 12-month rate of \$64,800, on a full-time basis, effective May 15, 2018.
2. Carter, Kamarie B., B.Comm., Administrative Assistant II to Student Development Specialist II, Office of Distance and Extended Learning, at a 12-month rate of \$39,960, on a full-time basis, effective May 6, 2018.
3. Evers, Charles H., M.P.A., Academic Advisor II to Supervisor, College Academic Advising, Applied Arts Academic Advising Center, at a 12-month rate of \$56,800, on a full-time basis, effective May 24, 2018.
4. Henderson, Breanna C., M.A., Undergraduate Admissions Counselor to Sr Undergraduate Admissions Counselor, Office of Undergraduate Admissions, at a 12-month rate of \$41,000, on a full-time basis, effective May 1, 2018.
5. Lara, Ryan C., H.S., Systems Administrator II to Sr Systems Administrator, Core Systems, at a 12-month rate of \$93,129, on a full-time basis, effective April 18, 2018.
6. Moreno, Toni D., M.S.W., Grant Director to Assistant Director, Retention Management and Planning, Office of Student Diversity and Inclusion, at a 12-month rate of \$60,423, on a full-time basis, effective May 20, 2018.

7. Peterson, Jodie L., H.S., Financial Aid and Scholarship Program Specialist to Systems Support Analyst, Office of Financial Aid and Scholarships, at a 12-month rate of \$45,948, on a full-time basis, effective April 15, 2018.
8. Schoppe, James R., B.S., Systems Administrator I to Systems Administrator II, Core Systems, at a 12-month rate of \$85,294, on a full-time basis, effective April 18, 2018.
9. Taylor, William S., M.A., Online Course Developer II to Instructional Designer, Learning Experience Design, at a 12-month rate of \$56,000, on a full-time basis, effective April 1, 2018.
10. Wade, Staci M., H.S., Disbursement Specialist to Student Business Specialist, Student Business Services and Bursars, at a 12-month rate of \$50,400, on a full-time basis, effective March 11, 2018.

## **RECLASSIFICATION**

1. Curtis, Brittne N., B.S., from Undergraduate Admissions Counselor to Sr Undergraduate Admissions Counselor, Office of Undergraduate Admissions, at a 12-month rate of \$44,600, on a full-time basis, effective May 1, 2018.
2. Daniel, James D., B.A., from Systems Administrator I to Systems Administrator II, Core Systems, at a 12-month rate of \$75,314, on a full-time basis, effective May 1, 2018.
3. Ganesan, Vyasar M., M.F.A., from Undergraduate Admissions Counselor to Sr Undergraduate Admissions Counselor, Office of Undergraduate Admissions, at a 12-month rate of \$41,000, on a full-time basis, effective May 1, 2018.
4. Henley, Andrew M., B.A., from Coordinator, Annual Giving to Annual Giving Officer, Annual Giving, at a 12-month rate of \$55,000, on a full-time basis, effective March 1, 2018.
5. Hernandez, Johnny, H.S., from Computer Operator to Network Administrator, Network Operations, at a 12-month rate of \$49,260, on a full-time basis, effective March 4, 2018.
6. McDavitt, John J., B.A., from Coordinator, IT Projects to Business Process Analyst, Technology Resources Administration, at a 12-month rate of \$76,824, on a full-time basis, effective March 1, 2018.
7. Pemberton, Janell L., B.S., from Sr Business Process Analyst to Project Management Director, Technology Resources Administration, at a 12-month rate of \$97,900, on a full-time basis, effective March 1, 2018.
8. Saldiva, Julie A., M.S., from Program Specialist to Assistant Director, Campus Recreation, Campus Recreation, at a 12-month rate of \$59,369, on a full-time basis, effective May 1, 2018.
9. Vasquez, Reyna I., B.A., from Undergraduate Admissions Counselor to Sr Undergraduate Admissions Counselor, Office of Undergraduate Admissions, at a 12-month rate of \$41,000, on a full-time basis, effective May 1, 2018.
10. Vaught, Terry L., B.A., from Undergraduate Admissions Counselor to Sr Undergraduate Admissions Counselor, Office of Undergraduate Admissions, at a 12-month rate of \$44,600, on a full-time basis, effective May 1, 2018.
11. Yantis, Walton T., ASSOC., from Systems Administrator I to Systems Administrator II, Core Systems, at a 12-month rate of \$74,099, on a full-time basis, effective May 1, 2018.

**LAMAR INSTITUTE OF TECHNOLOGY  
AUGUST 2018**

**FACULTY PERSONNEL CHANGES**

**RESIGNATIONS**

1. Koenig, Rusty, A.A.S, Instructor II, effective 07/01/2018

**RETIREMENTS**

1. Stretcher, Nancy, Ed.D., Instructor I, effective 05/31/2018

**LEAVE OF ABSENCE**

1. None to Report

**NON-REAPPOINTMENTS**

1. None to Report

**CHANGES IN STATUS/TITLE**

1. None to Report.

**WITH TENURE**

1. None to Report

**FACULTY APPOINTMENTS, New (N) and Renewal (R)**

Name	Degree	Rank	Program	%FTE	Salary	Period
ALLIED HEALTH AND SCIENCE						
R Barron, Bryan	D.C.	Instr. II	Biology	1.00	\$4,200	Summer II
R Barrow, Brenda	M.Ed.	Instr. IV	Radiologic Tech	1.00	\$11,441	Summer I
R Barrow, Brenda	M.Ed.	Instr. IV	Radiologic Tech	1.00	\$11,441	Summer II
R Bland, Lisa	A.A.S.	Instr. I	Radiologic Tech	1.00	\$14,954	Summer III
R Boland, Deena	A.A.S.	Adjunct	Sonography	.38	\$8,400	Summer III
R Clowe, Christine	B.S.	Adjunct	Dental Hygiene	.15	\$3,675	Summer II
R Cummings, Barbara	B.S.	Instr. I	Respiratory Care	1.00	\$14,875	Summer III
R DeRanieri, Diane	A.A.S.	Instr. I	Sonography	1.00	\$14,978	Summer III
R Fruge, Vicki	B.S.	Instr. III	Chemistry	1.00	\$6,300	Summer II
R Grass, Connie	D.C.	Adjunct	Biology	.30	\$6,300	Summer I
R Green, Samantha	B.A.A.S.	Instr. I	Radiologic Tech	1.00	\$14,875	Summer III
R Gregory, Larry	B.S.	Adjunct	Chemistry	.13	\$3,150	Summer II
R Jones, Kevin	A.A.S.	Adjunct	Respiratory Care	.38	\$3,600	Summer III
R Mann, Melissa	A.A.S.	Instr. I	Sonography	1.00	\$14,390	Summer III
R McKinley, Cynthia	B.A.A.S.	Instr. IV	Respiratory Care	1.00	\$18,042	Summer III
R McMahan, Gina	B.A.A.S.	Instr. II	Radiologic Tech	1.00	\$15,709	Summer III
R Mendoza, Kristina	D.D.S.	Instr. I	Dental Hygiene	1.00	\$5,075	Summer II
R Nance, Sheryl	B.A.A.S.	Instr. IV	Radiologic Tech	1.00	\$18,209	Summer III
R Neal, Bryan	B.S.	Adjunct	Chemistry	.20	\$2,100	Summer I
R Neal, Bryan	B.S.	Adjunct	Chemistry	.30	\$3,150	Summer III
R Stinebrickner, Lacey	A.A.S.	Instr. I	Sonography	1.00	\$14,724	Summer III



R	Taylor, Stacy	B.A.A.S.	Instr. I	Respiratory Care	1.00	\$14,812	Summer III
R	Tinsley, Judy	A.A.S.	Instr. II	Sonography	1.00	\$15,724	Summer III
R	Thornton, Griselda	A.A.S.	Adjunct	Radiology Tech	.22	\$3,750	Summer III
R	Tuguta, Fadhili	M.S.	Instructor I	Biology	.30	\$3,150	Summer I
R	Walden, Gwen	B.S.	Instr. II	Respiratory Care	1.00	\$15,875	Summer III

#### BUSINESS TECHNOLOGIES

R	Booth, Kara	M.B.A.	Instr. II	Management Dev	.27	2,800	Summer III
R	Stoudemayer, Linda	M.S.	Instr. III	Bus Comp Infor	.20	\$2,100	Summer III

#### GENERAL EDUCATION & DEVELOPMENT STUDIES

R	Abedelwahab, Widad	M.Ed.	Instr. I	Math	.20	\$2,100	Summer III
R	Bates, Christopher	M.P.A.	Adjunct	Government	.10	\$2,100	Summer III
R	Burnside Donna	M.A.	Instr. I	Speech	.20	\$2,100	Summer I
R	Celeste, Renee	M.A.	Adjunct	History	.10	\$2,100	Summer I
R	Henry, Bradd	M.Ed.	Instr. I	Dev. Math	.20	\$2,100	Summer I
R	Hooker, David	M.A.	Instr. III	English	.40	\$4,200	Summer I
R	Hurlbut, Brian	M.B.A.	Instr. III	Dev. Math	.20	\$2,100	Summer I
R	Mitchell, Nicole	M.S.	Instr. I	College Success	.13	\$1,400	Summer I
R	Phillips, Meagan	M.A.	Adjunct	Integ Read/Write	.10	\$2,100	Summer I
R	Sizemore, William	M.A.	Instr. I	English	.20	\$2,100	Summer I
R	Sizemore, William	M.A.	Instr. I	English	.20	\$2,100	Summer III
R	Smith, Leigh	Ed.D.	Instr. III	College Success	.13	\$1,400	Summer I
R	Spencer, Tracy	Ph.D.	Instr. II	Humanities	.40	\$4,200	Summer III

#### PUBLIC SERVICE AND SAFETY

R	Dearing, Misty	N/A	Instr. I	Emergency Med	.30	\$7,476	Summer III
---	----------------	-----	----------	---------------	-----	---------	------------

#### TECHNOLOGY

R	Bingham, Jason	A.A.S.	Instr. I	Welding	.27	\$2,100	Summer I
R	Bingham, Jason	A.A.S.	Instr. I	Welding	.33	\$2,800	Summer III
R	Champagne, Steve	A.A.S.	Instr. I	Instrumentation	.50	\$2,100	Summer III
R	Culp, Thomas	N/A	Adjunct	Instrumentation	.15	\$3,500	Summer I
R	Hoke, Chelsea	B.G.S.	Instr. I	Instrumentation	.50	\$2,100	Summer I
R	Hoke, Chelsea	B.G.S.	Instr. I	Instrumentation	.08	\$700	Summer III
R	Jacobs, Weldon	B.A.A.S.	Instr. II	Instrumentation	1.00	\$7,000	Summer I
R	Matak, Pete	A.A.S.	Instr. IV	Adv Engine	.08	\$700	Summer III
R	McAnally, Richard	A.A.S.	Instr. I	Welding	1.00	\$4,200	Summer I
R	Neely, Edgar	A.A.S.	Instr. II	Instrumentation	.83	\$3,500	Summer I
R	Pousson, Johnny	A.A.S.	Instr. I	Comp. Drafting	1.00	\$5,600	Summer I
R	Pousson, Johnny	A.A.S.	Instr. I	Comp. Drafting	.08	\$700	Summer III
R	Rodriguez, Pablo	B.S.I.T.	Instr. III	Process Oper.	.50	\$2,100	Summer I
R	Tucker, Walter	A.A.S.	Instr. III	Process Oper.	.50	\$2,100	Summer I
R	Williams-Parker, Tiffany	B.A.A.S.	Instr. I	Process Oper	1.00	\$7,350	Summer I
R	Worry, Valerie	Ed.D.	Instr. I	Process Oper.	.08	\$700	Summer III

## **ADMINISTRATIVE AND UNCLASSIFIED PERSONNEL CHANGES**

### **ADDITIONS**

1. Elliott, Christopher, M.A., Executive Director of Marketing and Communication, at an annual salary of \$80,000, effective 06/15/2018
2. Prince, Byron, Ed.D., Manager, Harvey Recovery Grant, at an annual salary of \$60,000, effective 06/15/2018
3. Tanner, Deanne, Scholarship Coordinator, at an annual salary of \$32,195, effective 06/15/2018
4. Moore, Roy, A.A.S, System Support Specialist I, at an annual salary of \$29,439, effective 06/15/2018.
5. McIntire, Darren, M.B.A., Information Security Officer, at an annual salary of \$90,000\*, effective 7/1/2018.

### **RETIREMENTS**

1. None to Report

### **RESIGNATIONS**

1. Nick Cioci, M.Ed., Coordinator of Student Enrollment/Title IX Coordinator, effective 4/20/2018

### **STATUS CHANGE/**

1. Pitts, Julie, M.S., Coordinator of Student Enrollment and Retention, at an annual salary of \$40,000, effective 05/15/2018.
2. Robinson, Cheymere, M.Ed., Coordinator of Student Activities and Career Services, at an annual salary of \$39,500, effective 05/01/2018.
3. Cole, Rebecca, B.S., Coordinator of Special Populations/Title IX, at an annual salary of \$45,468, effective 05/01/2018.

### **LEAVE OF ABSENCE**

1. Lawson, Sha'Nelle, M.Ed., QEP Coordinator, effective 06/18/2018

\*Shared position with LSCPA

## Lamar State College-Orange

### FACULTY PERSONNEL CHANGES

#### ADDITIONS

1. None to report.

#### RETIREMENTS

1. Anna Marie Best, Assistant Professor, Economics, effective 8/31/18
2. Carolyn Flippen, Instructor/Program Director, Dental Assisting, effective 8/31/18
3. Roberta Miller, Instructor, Sociology, effective 8/31/18

#### PROMOTIONS

1. None to report.

#### LEAVE OF ABSENSE

1. None to report.

#### TERMINATIONS

1. None to report.

#### NON-REAPPOINTMENTS

1. None to report.

#### RESIGNATIONS

1. Jason Foreman, Adjunct, Biology, effective 6/30/18
2. Dr. Michael Rather, Instructor, English, effective 8/31/18
3. Frances Ahearn, Adjunct, Psychology, effective 8/31/18

#### CHANGES IN STATUS

1. None to report.

#### WITH TENURE

1. None to report.

**FACULTY APPOINTMENTS, New (N) and Renewal (R)**

NAME	DEG	RANK	DEPARTMENT	%FTE	SALARY	PERIOD
<b>HEALTH SCIENCES AND WORKFORCE TECHNOLOGY</b>						
<b>FULL-TIME OVERLOAD AND ADJUNCT FACULTY</b>						
R Baker, Collen	Cert.	Adjunct	Dental Assisting	14	1284	Sum 2018
R Baker, Suzanne	A.A.S.	Instructor	Vocational Nur	56	6700	Sum 2018
R Celestine, Thera	A.S.	Instructor	Pharmacy Tech	50	3494	Sum 2018
R Cole, Angela	B.S.N.	Instructor	Vocational Nur	33	3936	Sum 2018
R Davis, Tammy	B.S.N.	Adjunct	Vocational Nur	79	9432	Sum 2018
R Duberville, Jeffrie	M.S.N.	Adjunct	Upward Mobility	46	5472	Sum 2018
R Fletcher, Gina	A.A.S.	Adjunct	Vocational Nur	19	2023	Sum 2018
R Flippen, Carolyn	Cert.	Instructor	Dental Assisting	25	2944	Sum 2018
R Flippen, James	D.D.S.	Adjunct	Dental Assisting	28	3312	Sum 2018
R Foreman, Sherri	B.S.	Instructor	Vocational Nur	33	3936	Sum 2018
R Harris, Susan	A.A.S.	Instructor	Vocational Nur	28	3336	Sum 2018
R Keogh, Drue	A.A.S.	Adjunct	Vocational Nur	3	312	Sum 2018
R LaGrone, Toni	A.A.S.	Instructor	Vocational Nur	34	4080	Sum 2018
R LeBlanc, Lorrie	B.S.N.	Instructor	Vocational Nur	22	2616	Sum 2018
R LeBouef, Wendy	Cert.	Adjunct	Vocational Nur	91	8208	Sum 2018
R Lemons, Janet	M.S.N.	Instructor	Upward Mobility	141	16880	Sum 2018
R Lumpkin, Denise	M.S.N.	Instructor	Upward Mobility	92	10960	Sum 2018
R McGee, Leah Anne	M.S.N.	Asst. Prof.	Upward Mobility	15	1824	Sum 2018
R Montgomery, Jessica	Cert.	Adjunct	Vocational Nur	56	6776	Sum 2018
R Nguyen, Loan	Cert.	Instructor	Pharmacy Tech	30	1094	Sum 2018
R Paulk, Charlene	B.S.	Instructor	Vocational Nur	28	3336	Sum 2018
R Procella, Terri	A.S.	Adjunct	Vocational Nur	78	9360	Sum 2018
R Ramsey, Brenda	A.A.S.	Instructor	Vocational Nur	34	4080	Sum 2018
R Simar, Gina	M.Ed.	Adjunct	Vocational Nur	13	1600	Sum 2018
R Smith, Wilma 'Katherine'	M.S.N.	Instructor	Upward Mobility	42	5024	Sum 2018
R Switzer, Janice	A.A.S.	Adjunct	Vocational Nur	37	6588	Sum 2018
R Trotter, Jennifer	M.S.N.	Instructor	Upward Mobility	98	11744	Sum 2018
R Tucker, Mandee	A.A.S.	Instructor	Upward Mobility	46	5472	Sum 2018
<b>BUSINESS AND TECHNOLOGY</b>						
R Best, A.	M.S.	Asst. Prof.	Business	40	4800	Sum 2018
R Burns, Edgar	B.S.	Adjunct	Process Tech	49	5712	Sum 2018

R	Busby, Leah	M.B.A.	Instructor	Business	80	5280	Sum 2018
R	Dotson, Diane	M.Ed.	Instructor	Information Tech	40	3600	Sum 2018
R	Geis, Earl	B.S.	Instructor	Process Tech	27	640	Sum 2018
R	Lundquist, Gary	Ph.D.	Adjunct	Process Tech	56	6624	Sum 2018
R	Phillips, Cathie	M.S.	Instructor	Information Tech	20	2400	Sum 2018
R	Simar, Gina	M.Ed.	Adjunct	Medical Office	20	960	Sum 2018
R	Vickers, Amber	M.B.A.	Instructor	Business	20	160	Sum 2018

## SCIENCES

R	Keeney, Hunter	Ed.D.	Adjunct	Biology	28	3312	Sum 2018
R	Lundquist, Gary	Ph.D.	Adjunct	Chemistry	28	3312	Sum 2018
R	McClure, Matthew	Ph.D.	Professor	Biology	48	5712	Sum 2018
R	Sanford, Jerry	D.C.	Asst. Prof.	Biology	35	4224	Sum 2018
R	Vandevender, Chad	Ph.D.	Adjunct	Biology	35	4224	Sum 2018

## EDUCATION AND MATHEMATICS (Including DEVELOPMENTAL)

### FULL-TIME OVERLOAD AND ADJUNCT FACULTY

R	Jureidini, Elias	M.S.	Asst. Prof.	Mathematics	40	4800	Sum 2018
R	Kim, Jongchul	Ph.D.	Asst. Prof.	Mathematics	20	2400	Sum 2018
R	Moore, Andrew	B.S.	Adjunct	Mathematics	23	2394	Sum 2018
R	Scarborough, George	M.S.	Instructor	Mathematics	40	4800	Sum 2018

## ARTS, HUMANITIES, AND SOCIAL SCIENCES

### FULL-TIME OVERLOAD AND ADJUNCT FACULTY

R	Ahearn, Frances	M.A.	Adjunct	Psychology	20	2400	Sum 2018
R	Ashworth, Burton	Ph.D.	Adjunct	Psychology	20	2100	Sum 2018
R	Ball, Donald	D.M.	Adjunct	Music	20	2057*	Sum 2018
R	Doss, Kevin	M.A.	Instructor	Speech	100	10320	Sum 2018
R	Dubuisson, Zachary	M.F.A.	Adjunct	Arts	40	4800	Sum 2018
R	Holmes, Bradley	M.A.	Adjunct	Music	20	343*	Sum 2018
R	Lacy, Anna	M.A.	Adjunct	Drama	20	2400	Sum 2018
R	Lindley, Neil	Ph.D.	Adjunct	Philosophy	20	2400	Sum 2018
R	Lindsey, Richard	M.A.	Adjunct	Government	40	4800	Sum 2018
R	Little, Meredith	M.A.	Adjunct	Government	40	4800	Sum 2018
R	Miller, Roberta	M.A.	Instructor	Sociology	20	2400	Sum 2018
R	Owens, Eric	M.A.	Asst. Prof.	History	80	9600	Sum 2018
R	Rather, Michael	M.A.	Instructor	English	40	4800	Sum 2018

R Smith, Amanda M.F.A. Instructor English 20 2400 Sum 2018

\*Bradley Holmes substituted three (3) days for Donald Ball.

## **ADMINISTRATIVE and UNCLASSIFIED PERSONNEL CHANGES**

### **ADDITIONS**

1. Jamie Due, Accountant III, Accounting, effective 6/4/18
2. Kaitlin Hooper, Accountant I-Grants, Finance, effective 7/2/18

### **CHANGES IN STATUS**

1. Carissa Saenz, Accountant III to Director of Finance, Finance, effective 4/1/18
2. Erica Dumes, Accounting Clerk IV to Accountant II, Finance, effective 7/2/18
3. Ashley Campbell, Accountant I-Grants to Accountant II-Project Accountant, Accounting, effective 7/2/18

### **DISMISSALS**

1. None to report.

### **RESIGNATIONS**

1. Kathryn Rather, Director, Institutional Effectiveness, effective 6/29/18

### **RETIREMENTS**

1. None to report.

### **COMMISSIONING AND BONDING OF UNIVERSITY POLICE OFFICERS**

1. None to report.

**Lamar State College-Port Arthur**

**FACULTY PERSONNEL CHANGES**

**NEW HIRES**

1. Abelman, Maurice, M.A., Instructor I for Graphic Design; Business and Technology Department at a 9-month rate of \$36,500; on a full-time, non-tenure track appointment effective September 1, 2018.
2. Gott, JoAnna, B.S., Instructor for Vocational Nursing Program; Allied Health Department; at a 12-month rate of \$46,000; on a full-time non-tenure track appointment, effective June 11, 2018.

**RESIGNATIONS**

1. McQueen, Sarah, effective July 20, 2018.
2. Gilliam, Robert, effective July 31, 2018.

**RETIREMENTS**

1. None to report.

**NON-REAPPOINTMENTS**

1. None to report.

**CHANGES IN STATUS**

1. None to report.

**WITH TENURE**

1. Pollock, Richard, effective September 1, 2018.

**FACULTY APPOINTMENTS, New (N) and Renewal (R)**

	NAME	DEG	RANK	DEPARTMENT	% FTE	SALARY	PERIOD
<b>BUSINESS &amp; TECHNOLOGY</b>							
R	Bohn, George	B.S.	Instructor	Instrumentation	.75	3,687	SSI 2018
R	Bryant, Jennifer	M.S.	Instructor	Economics	.50	2,819	SSI 2018
R	Champagne, Adria	B.A.A.S.	Instructor	Office Admin.	.70	3,457	SSI 2018
R	Fonteno, Helen	A.A.S.	Instructor	Cosmetology	1.10	5,308	SSII 2018
			Instructor IV	Business			
R	Guillot, Sheila	M.Ed.	Dept. Chair	Correspondence	.50	2,122	SSI 2018
R	Harbert, Tonya	A.A.S.	Instructor I	Health Care	.50	2,300	SSI 2018
R	Guidry, Cynthia	A.A.S.	Adjunct	Cosmetology	1.00	4,648	SSI 2018
R	Smith, Amanda	License	Instructor I	Cosmetology	1.10	6,209	SSI 2018
R	Smith, Amanda	License	Instructor I	Cosmetology	1.10	5,308	SSI 2018
<b>COMMERCIAL MUSIC / VISUAL &amp; PERFORMING ARTS</b>							
R	Gilliam, Robert	Ph.D.	Asst. Prof.	Music	.44	2,122	SSI 2018
<b>GENERAL EDUCATION &amp; DEVELOPMENTAL STUDIES</b>							
R	Askew, Michelle	M.S.	Instructor III	Math	1.50	11,001	SSI 2018
R	Barbay, Carol	Ph.D.	Asst. Prof.	Psychology	1.00	8,262	SSI 2018



R	Barnes, Joshua	B.S.	Adjunct	Math	.50	2,122	SSI 2018
R	Barnes, Joshua	B.S.	Adjunct	Math	1.00	4,244	SSII 2018
R	Belyeu, Jeremy	M.A.	Instructor	English	.50	2,637	SSII 2018
R	Briscoe, Sonya	M.A.	Adjunct	Sociology	.50	2,122	SSI 2018
R	Brooks, Chandra	M.Ed.	Instructor	English	.50	2,637	SSI 2018
				Business			
R	Cammack, James	M.B.A.	Instructor	Computer Apps.	.71	4,286	SSI 2018
R	Clark, Jamie	M.A.	Instructor	Education	.50	2,189	SSII 2018
R	Clark, Kristi	M.A.	Adjunct	Sociology	.50	2,122	SSI 2018
R	Faggard, Albert	M.A.F.A.	Instructor	Art	.50	2,443	SSI 2018
R	Gengo, Damon	M.S.	Instructor	Speech	.50	2,943	SSI 2018
R	James, Caitlin	M.A.	Instructor	English	.50	2,557	SSI 2018
R	Jordan, Percy	Ph.D.	Assoc. Prof.	Biology	1.19	8,484	SSI 2018
R	Jordan, Percy	Ph.D.	Assoc. Prof.	Biology	.50	3,636	SSII 2018
R	Longlet, Nancy	Ph.D.	Asst. Prof.	Biology	.50	3,418	SSI 2018
R	Lowe, Zeb	M.A.	Instructor	English	.50	2,819	SSI 2018
R	Lowe, Zeb	M.A.	Instructor	English	.50	2,819	SSII 2018
R	Megnet, Grace	M.F.A.	Instructor	Arts	.50	3,718	SSII 2018
R	Pollock, Richard	M.S.	Asst. Prof.	Biology	.38	3,457	SSI 2018
R	Pollock, Richard	M.S.	Asst. Prof.	Biology	.19	1,728	SSII 2018
				Chemistry &			
R	Son-Guidry, Kyu	Ph. D.	Asst. Prof.	Physics	.79	6,597	SSI 2018
R	Stafford, Laura	Ph. D.	Professor	Speech	.50	4,246	SSII 2018
R	Triebel, Mavis	M.P.A.	Instructor	Government	.50	3,832	SSI 2018
R	Triebel, Mavis	M.P.A.	Instructor	Government	.50	3,832	SSII 2018
R	Wilbur, Christina	M.Ed.	Instructor	History	.50	2,557	SSI 2018
R	Wilbur, Christina	M.Ed.	Instructor	History	.50	2,557	SSII 2018
R	Woodard, Amber	M.S.	Adjunct	Nutrition	.50	2,122	SSI 2018
INMATE EDUCATION							
R	Belyeu, Jeremy	M.A.	Adjunct	Math	.50	2,637	SSI 2018
R	Brown, Bernard	B.A.	Adjunct	Geography	.50	2,122	SSI 2018
R	Brown, Lawanda	M.A.	Adjunct	Sociology	.50	2,122	SSI 2018
R	Cantu, Joseph	M.Ed.	Adjunct	Math	.50	2,122	SSI 2018
R	Clark, Jamie	M.A.	Adjunct	Psychology	1.50	8,460	SSI 2018
R	Doiron, Jesse	M.B.A.	Adjunct	English	.50	2,122	SSI 2018
R	Henry, Bradd	M.Ed.	Adjunct	Math	.50	2,122	SSI 2018
R	Lowe, Zebulun	M.A.	Adjunct	English	.50	2,819	SSI 2018
				Drug/Alcohol			
R	Neely, John	A.S.D.	Adjunct	Counseling	.50	2,122	SSI 2018
R	Pegues, Antonius	M.B.A.	Adjunct	Business	.50	2,122	SSI 2018
R	Placette, Amber	B.A.	Adjunct	Math	.50	2,122	SSI 2018
R	Thigpen, Albert	Ed.D.	Adjunct	Economics	1.00	4,244	SSI 2018
R	Trevey, Marilyn	M.A.	Adjunct	History	.50	2,122	SSI 2018
				Drug/Alcohol			
R	Williams, Jules	B.S.	Adjunct	Counseling	.50	2,122	SSI 2018
R	Weatherly, Rod	M.A.	Adjunct	Speech	.50	2,122	SSI 2018
				Drug/Alcohol			
R	White, Robert	M.S.	Adjunct	Counseling	.50	2,122	SSI 2018

## **ADMINISTRATIVE and UNCLASSIFIED PERSONNEL CHANGES**

### **ADDITIONS**

1. None to report.

### **CHANGES IN STATUS**

1. None to report.

### **DISMISSALS**

1. None to report.

### **RESIGNATIONS**

1. Wagner, Jennifer, effective July 20, 2018.

### **RETIREMENTS**

1. Riley, Connie, effective July 31, 2018.

## CONSENT – MISCELLANEOUS

## **TSUS: Acknowledgement of Gifts and Gifts-in-Kind**

### **Recommendation**

The Board of Regents acknowledges and approves receipt of the gifts and gifts-in-kind received by the Texas State University System components.

### **Background**

*In accordance with the System Rules and Regulations, Chapter III, Section 1.(12) Gift Acceptance, Subsection 1.(12)3 The President of each Component will report all gifts with a value of at least \$5,000 (including cash, personal property, and intellectual property) to the Chancellor for reporting publicly to the Board. Upon written request of the donor, the Board report and minutes shall not state the donor's name and/or the gift's value.*

## Lamar University

**The following gifts of \$5,000 or more were made payable to Lamar University.**

<b>DATE</b>	<b>DONOR</b>	<b>AMOUNT</b>	<b>BENEFICIARY(IES)</b>
03/07/18	Texas Society of Professional Engineers - Sabine Chapter	\$5,000.00	Texas Society of Professional Engineers (TSPE) Sabine Chapter Scholarship in Engineering
03/09/18	Jason Alliance of Southeast Texas	\$5,000.00	College of Arts and Sciences - Teaching Environmental Science
03/09/18	Dr. Regina J. Rogers	\$8,400.00	College of Fine Arts and Communication - Le Grand Bal Sponsorship
03/13/18	American Endowment Foundation - Mr. and Mrs. Don S. Shaver	\$175,500.00	Department of Athletics – Athletic Director Discretionary Fund
03/14/18	Wilton and Effie Mae Hebert Foundation	\$8,400.00	College of Fine Arts and Communication - Le Grand Bal Sponsorship
03/14/18	Dr. and Mrs. Larry Holly	\$100,000.00	College of Fine Arts and Communication – Friends of the Arts
04/05/18	FEI Scholarship Foundation	\$5,000.00	FEI Scholarship
04/10/18	The Sidney and Charline Dauphin Foundation	\$12,000.00	Department of Athletics – Men's Golf
05/03/18	International Society for Automation (ISA)	\$5,000.00	Southeast Texas Section of ISA Scholarship in Engineering
05/03/18	The Sidney and Charline Dauphin Foundation	\$12,500.00	Department of Athletics – Men's Golf Camp
05/04/18	The Charles and Susan Gordon and Julia Gordon Gray Memorial Trust	\$300,610.00	Charles and Susan Gordon and Julia Gordon Gray Memorial Scholarship
05/07/18	Dr. John Schnick	\$35,000.00	College of Fine Arts and Communication – Friends of the Arts
05/07/18	Enterprise Holdings Foundation	\$5,000.00	Center for Career and Professional Development
05/08/18	Mr. and Mrs. Mark A. Williams	\$12,500.00	Mark and Tatia Williams Scholarship for Freshmen
05/17/18	Mr. and Mrs. Marco Born	\$5,000.00	Department of Athletics – Cardinal Club

05/22/18	Schwab Charitable Fund – Dr. and Mrs. Victor A. Zaloom	\$6,000.00	Dr. Victor A Zaloom Leadership in Quality Endowed Scholarship
05/25/18	Beaumont Foundation of America	\$5,350.00	KVLU National Public Radio

**Total: \$706,260.00**

### Lamar University Foundation

**The following gifts of \$5,000 or more were made payable to Lamar University Foundation.**

DATE	DONOR	AMOUNT	BENEFICIARY(IES)
03/13/18	Schwab Charitable Fund - Mr. and Mrs. Chuck Mason	\$5,000.00	College of Fine Arts and Communication-Dean's Fund for Excellence in Fine Arts and Communication
03/26/18	Dr. Anita L. Riddle and Dr. Steven P. Schmidt	\$60,000.00	Dr. Anita L. Riddle Engineering Faculty Fellowships for Excellence in Teaching
04/03/18	The Gill Foundation of Texas - Dr. and Mrs. Jack M. Gill	\$25,000.00	College of Business – CICE US Department of Commerce Economic Development Administration Fund
04/04/18	Dr. Grace D. England	\$10,000.00	Lamar University Foundation Board of Trustees Distinguished Faculty Fellowship
04/04/18	Foundation for Southeast Texas – Estate of Mrs. Sue S. Weisenfelder	\$20,319.17	James and Sue Mann Fund Scholarship
05/07/18	Mr. and Mrs. Edward L. Gunderson	\$15,000.00	Gunderson Heritage Scholarship in Chemical Engineering
05/07/18	Mr. and Mrs. Ronnie L. Smith	\$5,000.00	College of Engineering – Dean's Fund for Excellence in Engineering
05/08/18	Ms. Mimi Gammill	\$10,000.00	Michael Jay Gammill Presidential Scholarship in Business
05/18/18	Dr. and Mrs. Russ A. Schultz	\$25,000.00	Dr. Russ and Susan Schultz Presidential Scholarship in Music
05/23/18	Market Basket Charitable Foundation	\$10,000.00	Market Basket Charitable Foundation Scholarship
05/23/18	Southwest Chemical Association	\$25,000.00	Southwest Chemical Association Scholarship in Chemical Engineering

05/23/18	Dr. Bette A. Stead	\$6,000.00	Emma Genevieve (De Forest) and Charles Albert Stead, Sr. Memorial Scholarship in Business; Mildred Mary (Behrman) and Charles Albert Stead, Jr. Memorial Scholarship in Business; and Lucy Ella Stead Memorial Scholarship in Business
----------	--------------------	------------	--

**Total: \$216,319.17**

### Explanations

**The following gifts of \$5,000 or more were made to Lamar University.**

- Texas Society of Professional Engineers-Sabine Chapter gave \$5,000.00 to the Texas Society of Professional Engineers Sabine Chapter Scholarship in Engineering.
- Jason Alliance of Southeast Texas gave \$5,000.00 to the College of Arts and Sciences to support Teaching Environmental Science.
- Dr. Regina J. Rogers gave \$8,400.00 to the College of Fine Arts and Communication for Le Grand Bal.
- American Endowment Foundation, on behalf of Mr. and Mrs. Don S. Shaver, gave \$175,500.00 to the Department of Athletics for the LU Short Game Facility and Course Improvements at the Beaumont County Club.
- Wilton and Effie Mae Hebert Foundation gave \$8,400.00 to the College of Fine Arts and Communication for Le Grand Bal.
- Dr. and Mrs. Larry Holly pledged a restricted gift \$100,000.00 to the College of Fine Arts and Communication Friends of the Arts to go toward the purchase of a Steinway piano for the Rothwell Recital Hall.
- FEI Scholarship Foundation gave \$5,000.00 to add to the FEI Scholarship.
- The Sidney and Charline Dauphin Foundation gave a \$24,500.00 to the Department of Athletics for the Men's Golf program and summer golf camps.
- ISA gave \$5,000.00 to the Southeast Texas Section of ISA Scholarship in Engineering.
- Frost National Bank, on behalf of The Charles and Susan Gordon and Julia Gordon Gray Memorial Trust gave \$300,610.00 to the Charles and Susan Gordon and Julia Gordon Gray Memorial Scholarship.
- Dr. John Schnick contributed an IRA disbursement of \$35,000.00 to the College of Fine Arts and Communication Friends of the Arts to go toward the purchase of a Steinway piano for the Rothwell Recital Hall.
- Enterprise Holdings Foundation gave \$5,000.00 to the Center for Career and Professional Development for Employer Relations.
- Mr. and Mrs. Mark A. Williams pledged \$12,500.00 to establish the Mark and Tatia Williams Scholarship for Freshmen.
- Mr. and Mrs. Marco Born pledged \$5,000.00 to the Department of Athletics for the Cardinal Club.
- Schwab Charitable Fund, on behalf of Dr. and Mrs. Victor A. Zaloom, gave \$6,000.00 to the Dr. Victor A. Zaloom Leadership in Quality Endowed Scholarship.
- Beaumont Foundation of America gave \$5,350.00 to KVLU, the university's national public radio station.

**The following gifts of \$5,000 or more were made to the Lamar University Foundation.**

- Schwab Charitable Fund, on behalf of Mr. and Mrs. Chuck Mason, gave a restricted gift of \$5,000.00 to the College of Fine Arts and Communication for the Dean's Fund for Excellence in Fine Arts and Communication.
- Dr. Anita L. Riddle and Dr. Steven P. Schmidt pledged \$60,000.00 to establish the Dr. Anita L. Riddle Engineering Faculty Fellowships for Excellence in Teaching.
- The Gill Foundation of Texas, on behalf of Dr. and Mrs. Jack M. Gill, pledged \$25,000.00 to the College of Business for the CICE US Department of Commerce Economic Development Administrative Fund.
- Dr. Grace D. England pledged \$10,000.00 to the Lamar University Foundation Board of Trustees Distinguished Faculty Fellowship.
- Foundation for Southeast Texas, on behalf of the Estate of Mrs. Sue S. Weisenfelder, gave \$20,319.17 to establish the James and Sue Mann Fund Scholarship.
- Mr. and Mrs. Edward L. Gunderson gave \$15,000.00 to add to the Gunderson Heritage Scholarship in Chemical Engineering.
- Mr. and Mrs. Ronnie L. Smith gave \$5,000.00 to the College of Engineering for the Dean's Fund for Excellence in Engineering.
- Ms. Mimi Gammill gave \$10,000.00 to add to the Michael Jay Gammill Presidential Scholarship in Business.
- Dr. and Mrs. Russ A. Schultz contributed an IRA disbursement of \$25,000.00 to add to the Dr. Russ and Susan Schultz Presidential Scholarship in Music.
- Market Basket Charitable Foundation gave \$10,000.00 to the Market Basket Charitable Foundation Scholarship.
- Southwest Chemical Association gave \$25,000.00 to establish the Southwest Chemical Association Scholarship in Chemical Engineering.
- Dr. Bette A. Stead contributed an IRA disbursement of \$6,000.00 to add to the Emma Genevieve (De Forest) and Charles Albert Stead, Sr. Memorial Scholarship in Business, to the Mildred Mary (Behrman) and Charles Albert Stead, Jr. Memorial Scholarship in Business and to the Lucy Ella Stead Memorial Scholarship in Business.



## Sam Houston State University

<b>DATE</b>	<b>DONOR</b>	<b>AMOUNT</b>	<b>BENEFICIARY(IES)</b>
4/13/2018	Robert L. Thompson	\$5,000.00	Football Enrichment
5/15/2018	Robert L. Thompson	\$5,200.00	HTCF Athletic Construction Fund; Bearkat Champions General Fund
4/18/2018	ExxonMobil Foundation	\$6,000.00	Fred Blundell Memorial Scholarship Fund
4/18/2018	ExxonMobil Foundation - Educational Matching Gift Program	\$7,500.00	Nancy and Jim Tiller Geography Faculty Research Endowment
4/18/2018	ExxonMobil Foundation - Educational Matching Gift Program	\$7,500.00	Nancy and Jim Tiller Geography Faculty Research Endowment
4/18/2018	ExxonMobil Foundation - Educational Matching Gift Program	\$6,000.00	Loretta J. Hankins College of Business Administration Scholarship Endowment
4/18/2018	ExxonMobil Foundation - Educational Matching Gift Program	\$9,065.00	Loretta J. Hankins Agricultural Sciences Scholarship Endowment; Miscellaneous
4/30/2018	Texas Bankers Foundation	\$250,000.00	Texas Bankers Foundation Chair in Commercial Banking Endowment
5/8/2018	Texas Barge & Boat, Inc.	\$50,000.00	University Events-Bearkat Athletic Auction
5/10/2018	Bank of America (BOA)	\$5,000.00	Gloria A. Wismer Memorial Scholarship
5/10/2018	Bank of America (BOA)	\$5,000.00	Gloria A. Wismer Memorial Scholarship
5/14/2018	Earl H. Burrough Trust	\$24,468.00	Earl H. Burrough Scholarship
5/14/2018	Joe B. and Winnie M. Sandel	\$20,675.95	Sandel Covered Horse Arena
5/14/2018	SHSU Collegiate FFA	\$15,000.00	Dr. Herb Schumann Leadership Endowment for Student Teachers In Agriculture
5/15/2018	1st Community Connection, Inc.	\$15,000.00	HTCF Athletic Construction Fund
5/16/2018	Maggie M. and George E. Parker	\$100,000.00	Erma Keefer Farris Endowment

5/16/2018	Robert M. Maninger and Edith C. Wells	\$5,025.00	Friends of Art; Friends of Curriculum and Instruction
5/16/2018	The Terry Foundation	\$48,750.00	Terry Foundation Scholarship
5/22/2018	The 100 Club, Inc.	\$82,059.67	Hundred Club Tuition / Fees
5/22/2018	Walter E. and Phyllis A. Pinegar	\$7,076.42	Bearkat Champions General Fund
5/23/2018	GHS Foundation	\$20,000.00	Smith-Hutson COBA Scholarships
5/23/2018	San Antonio Livestock Exposition, Inc.	\$5,000.00	Department of Agricultural Sciences and Engineering Technology
5/30/2018	San Antonio Livestock Exposition, Inc.	\$9,250.00	San Antonio Livestock Expositions, Inc. Scholarship
5/30/2018	Capital Farm Credit	\$5,000.00	Department of Agricultural Sciences and Engineering Technology
5/30/2018	Texas Rangers Law Enforcement Association	\$6,000.00	Texas Ranger Law Enforcement Association Scholarship
6/6/2018	Sam Houston University Foundation	\$50,000.00	Video Scoreboards
6/6/2018	Sam Houston University Foundation	\$125,000.00	Golf Facility
6/6/2018	Sam Houston University Foundation	\$5,000.00	Bearkats in Business
6/6/2018	Sam Houston University Foundation	\$43,247.14	Alumni Life Member Endowment; Miscellaneous
6/7/2018	Judy R. Cole	\$37,000.00	Ruth and J. A. Chandler Endowment
6/8/2018	Edgar A. and Carolyn L. Reeves	\$10,250.00	Edgar A. and Carolyn L. Reeves Family Endowment; Alumni Enrichment

**TOTAL GIFTS \$990,067.18**

Gifts-In-Kind

*12/15/2017	E. Jack and Sue Ann Compton	\$20,284.58	GIK Agricultural Sciences
3/19/2018	David J. and Deborah A. Preisler	\$5,592.00	GIK Alumni Office

**TOTAL GIFTS-IN-KIND \$25,876.58**

\*Notification received and processed on 6/13/18

## Explanations

Mr. Robert L. Thompson contributed \$5,000 to the football program, \$5,000 to the capital campaign's athletic construction fund, and \$200 to the Bearkat Champions General Fund.

The ExxonMobil Foundation, and its Educational Matching Gift Program, provided \$6,000 for the Fred Blundell Memorial Scholarship Fund, a total of \$15,000 for the Nancy and Jim Tiller Geography Faculty Research Endowment, \$6,000 for the Loretta J. Hankins College of Business Administration Scholarship Endowment, \$6,000 for the Loretta J. Hankins Agricultural Sciences Scholarship Endowment, and a total of \$3,065 in smaller amounts to miscellaneous funds.

Texas Bankers Foundation generously donated \$250,000 to the Texas Bankers Foundation Chair in Commercial Banking Endowment.

Texas Barge & Boat, Inc. supported the 2018 Bearkat Athletic Auction with a gift of \$50,000.

Bank of America gave a total of \$10,000 for the Gloria A. Wismer Memorial Scholarship, benefitting select students majoring in Public Health.

The Earl H. Burrough Trust generously added \$24,468 to the Earl H. Burrough Scholarship, which provides support to students majoring in Chemistry or Physics.

Mr. and Mrs. Joe B. Sandel gave \$20,675.95 for the Sandel Covered Horse Arena.

SHSU Collegiate FFA provided \$15,000 for the Dr. Herb Schumann Leadership Endowment for Student Teachers in Agriculture.

1<sup>st</sup> Community Connection, Inc. donated \$15,000 to the capital campaign's athletic construction fund.

Mr. and Mrs. George E. Parker generously contributed \$100,000 to the Erma Keefer Farris Endowment, which provides scholarship assistance to undergraduate students enrolled in the teacher education program.

Mr. Robert M. Maninger and Mrs. Edith C. Wells gave \$5,000 to the Department of Art, in addition to \$25 to the Department of Curriculum and Instruction.

The Terry Foundation donated \$48,750 to the Terry Foundation Scholarship.

The 100 Club, Inc. added \$82,059.67 to the Hundred Club Tuition and Fees Scholarship Program. This program provides scholarship assistance to graduate and undergraduate students in criminal justice and law enforcement studies.

Mr. and Mrs. Walter E. Pinegar provided \$7,076.42 for the Bearkat Champions General Fund.

The GHS Foundation gave \$20,000 for Smith-Hutson College of Business Administration Scholarships.

San Antonio Livestock Exposition, Inc. supported agricultural graduate students' stipends with a gift of \$5,000 and gave a total of \$9,250 to the San Antonio Livestock Exposition Scholarship Program for undergraduate students in Agriculture.

Capital Farm Credit donated \$5,000 to the Department of Agricultural Sciences and Engineering Technology.

Texas Rangers Law Enforcement Association added \$6,000 to the Texas Rangers Law Enforcement Association Scholarship.

The Sam Houston University Foundation contributed \$50,000 to the installation of athletics video scoreboards, \$125,000 to establish a new golf facility, \$5,000 in support of the 2018 Bearkats in Business event, \$7,000 to the Alumni Life Member Endowment, and a total of \$36,247.14 in smaller amounts to miscellaneous funds.

Ms. Judy R. Cole generously provided \$37,000 for the Ruth and J. A. Chandler Endowment, benefitting students majoring in Agriculture, Elementary Education, and Family and Consumer Sciences.

Mr. and Mrs. Edgar A. Reeves gave \$10,000 for the Edgar A. and Carolyn L. Reeves Family Endowment, benefitting students majoring in agricultural sciences, and \$250 to the Alumni Association for 2018 tailgating events.

#### Gifts-In-Kind

Mr. and Mrs. E. Jack Compton, Jr. gave an in-kind contribution of assorted welding supplies valued at \$20,284.58 for the College of Sciences and Engineering Technology.

Mr. and Mrs. David J. Priesler gave an in-kind contribution of tournament fees and breakfast valued at \$5,592 to support the 2018 Alumni Golf Tournament.

### Sul Ross State University

<b>DATE</b>	<b>DONOR</b>	<b>AMOUNT</b>	<b>BENEFICIARY(IES)</b>
04/04/2018	West Texas Chapter of Safari Club International	\$5,000.00	ANRS International Travel
04/04/2018	Thompson Family Foundation	\$10,000.00	Borderlands Research Institute Last Frontier Campaign
04/04/2018	Lyssy & Eckel Feeds Inc	\$27,500.00	Borderlands Research Institute Forage
04/10/2018	The Horizon Foundation	\$50,000.00	Borderlands Research Institute Carnivore
04/23/2018	R.D. Bob Hayter	\$5,000.00	Football Excellence Account
04/23/2018	Kay Green	\$5,579.00	Museum Trappings of Texas
04/23/2018	Pete Peterson	\$6,000.00	Museum Trappings of Texas
05/07/2018	The Brown Foundation	\$10,000.00	Summer Theatre Program
05/07/2018	Brian McCoy	\$25,000.00	Borderlands Research Institute
05/15/2018	Orville Shelburne	\$7,482.00	Center for Big Bend Studies- Shelburne Fund
05/18/2018	Dixon Water Foundation	\$50,000.00	Sustainable Ranch Management
06/04/2018	John Korbell	\$10,000.00	Museum Trappings of Texas
06/27/2018	Maxwell El Cielo LLC	\$12,500.00	Borderlands Research Institute Nine Point Mule Deer Project
06/27/2018	San Antonio Livestock Exposition	\$20,000.00	Borderlands Research Institute- San Antonio Livestock Exposition Scholarship

### Sul Ross State University Foundation

<b>DATE</b>	<b>DONOR</b>	<b>AMOUNT</b>	<b>BENEFICIARY(IES)</b>
04/04/2018	John B. Poindexter	\$30,000.00	Borderlands Research Institute
06/08/2018	Nancy M. Law	\$5,000.00	BRI - Virginia Matthews Law Scholarship Fund Endowment

06/08/2018	Margie Reynolds	\$10,000.00	Eddie Sandoval Industrial Technology Endowment & Excellence Fund
06/27/2018	Wayne and Joanna Moore	\$25,000.00	BRI- Moore Foundation Fund
06/27/2018	Permian Basin Area Foundation	\$35,000.00	Museum of the Big Bend

**Friends of the Center for Big Bend Studies**

<b>DATE</b>	<b>DONOR</b>	<b>AMOUNT</b>	<b>BENEFICIARY(IES)</b>
04/17/2018	Wayne and Joanna Moore	\$25,000.00	Center for Big Bend Studies
05/10/2018	The Cynthia & George Mitchell Foundation	\$15,000.00	Center for Big Bend Studies
6/13/2018	Permian Basin Area Foundation	\$20,000.00	Center for Big Bend Studies

**EXPLANATION**

***Sul Ross State University:***

Safari Club International West Texas Chapter, Inc of Odessa, TX donated \$5,000 to the ANRS International travel fund. These funds will support ANRS students going to South Africa this summer.

The Thompson Family Foundation of Fort Worth, TX donated \$10,000 to the BRI Last Frontier Campaign. Borderlands Research Institute’s ongoing campaign.

The Lyssy & Eckel Feeds Inc. of Poth, TX donated \$27,500 to the Borderlands Research Institute Forage Project. These funds help research to identify and better understand the regional and seasonal nutrition content of various wildlife browse species found throughout the Trans-Pecos.

The Horizon Foundation of Plano, TX donated \$50,000 to the BRI Carnivore Research Program dedicated to mountain lion research in the Davis Mountains.

R.D. Bob Hayter of Fort Stockton, TX donated \$5,000 to the Lobo Pride Athletics Club. These funds provide the Athletics Department with the necessary funds to grow Athletics programs.

Kay Green of Alpine, TX donated \$5,579 to the Museum of the Big Bend Annual Trappings of Texas. The Trappings of Texas Exhibit features the vision, resources and dreams of various talented artisans. This exhibit, as one of the oldest custom cowboy gear and art exhibits in the U.S. is critically important in our mission to create high quality, engaging educational opportunities that showcase the history, culture and heritage of the Big Bend Region.

Pete Peterson of Alpine, TX donated \$6,000 to the Museum of the Big Bend Annual Trappings of Texas. The Trappings of Texas Exhibit features the vision, resources and dreams of various talented artisans. This exhibit, as one of the oldest custom cowboy gear and art exhibits in the U.S. is critically important in our mission to create high quality, engaging educational opportunities that showcase the history, culture and heritage of the Big Bend Region.

The Brown Foundation of Houston, TX donated \$10,000 to the Theatre Summer Program.

Brian McCoy of San Marcos, TX donated \$25,000 to the Borderlands Research Institute Fund. The Borderlands Research Institute provides leadership in science based land stewardship. This donation helps to strengthen the Borderlands programs by funding innovative research, collaboration and experiential learning opportunities at Sul Ross.

Mr. and Mrs. Orville Shelburne of Austin, TX donated \$7,482 to the Center for Big Bend Studies Shelburne Family Fund. These funds support the Trans Pecos Archaeological Program and other programs of the Center for Big Bend Studies aimed at recovering and preserving significant data in archaeological and historical resources in the Trans Pecos and Big Bend areas.

The Dixon Water Foundation, Mr. Robert J. Potts, President and CEO of Marfa, TX donated \$50,000 to the Sustainable Ranch Management Program to help with operating costs.

John Korbell of San Antonio, TX donated \$10,000 to the Museum of the Big Bend Annual Trappings of Texas. The Trappings of Texas Exhibit features the vision, resources and dreams of various talented artisans. This exhibit, as one of the oldest custom cowboy gear and art exhibits in the U.S. is critically important in our mission to create high quality, engaging educational opportunities that showcase the history, culture and heritage of the Big Bend Region.

Maxwell El Cielo LLC of Georgetown, TX donated \$12,500 to the Borderlands Research Institute's Antler Development of Desert Mule Project to help with the operating costs. The Desert Mule Program will enhance the knowledge of Desert Mule Deer population and habitats.

San Antonio Livestock Exposition, Inc., Ms. Jamie Brown, Managing Director of Scholarships of San Antonio, TX donated \$20,000 to the Borderlands Research Institute – San Antonio Livestock Exposition Fellowship to support graduate scholarships.

***Sul Ross State University Foundation:***

Mr. John B. Poindexter of Houston, TX donated \$30,000 to the SRSU Foundation for the Borderlands Research Institute.

Ms. Nancy M. Law of Houston, TX donated \$5,000 to the SRSU Foundation for the Virginia Matthews Law Scholarship Fund Endowment for the Borderlands Research Institute.

Ms. Margie Reynolds of Granbury, TX donated \$10,000 to the SRSU Foundation for the creation of the Eddie Sandoval Industrial Technology Endowment & Excellence Fund.

The Permian Basin Area Foundation of Midland, TX donated \$35,000.00 to the SRSU Foundation for the Museum of the Big Bend.

Mr. and Mrs. Wayne and Joann Moore of Midland, TX donated \$25,000.00 to the SRSU Foundation for the Borderlands Research Institute- Moore Foundation Fund.

***Friends of the Center for Big Bend Studies:***

Mr. and Mrs. Wayne and Joanna Moore of Midland, TX donated \$25,000 to the Center for Big Bend Studies. These funds support the Trans Pecos Archaeological Program and other programs of the Center for Big Bend Studies aimed at recovering and preserving significant data in archaeological and historical resources in the Trans Pecos and Big Bend areas.

The Cynthia and George Mitchell Foundation of The Woodlands, TX donated \$15,000 to the Center for Big Bend Studies. These funds support the Trans Pecos Archaeological Program and other programs of the Center for Big Bend Studies aimed at recovering and preserving significant data in archaeological and historical resources in the Trans Pecos and Big Bend areas.

Mr. Guy McCrary of Midland, TX donated \$20,000, through the Permian Basin Area Foundation to the Center for Big Bend Studies. These funds support the Trans Pecos Archaeological Program and other programs of the Center for Big Bend Studies aimed at recovering and preserving significant data in archaeological and historical resources in the Trans Pecos and Big Bend areas.



## Texas State University

**The following gifts of \$5,000 or more were made payable to Texas State University.**

<u>Date(s) of Gift</u>	<u>Gift Amount</u>	<u>Beneficiary(ies)</u>
3/1/2018	\$17,500	College of Fine Arts and Communication—Musical Theatre Program Gift
3/2/2018	\$100,000	College of Liberal Arts—The Texas State University System Foundation Graduate Endowed Fellowship in Liberal Arts
3/6/2018	\$6,000	Department of Athletics—Baseball Non-Membership
3/6/2018	\$10,000	Department of Athletics—Baseball Non-Membership
3/6/2018	\$20,000	College of Liberal Arts—Jesse and Betty Luxton Gift to The Grosvenor Center for Geographic Education
3/8/2018	\$25,000	Division of Information Technology—The Wittliff Collections Renovations
3/14/2018	\$6,000	Division of Information Technology—Texas Music Collection Fund and The Wittliff Collections Renovations
3/14/2018	\$10,000	Division of Information Technology—The Wittliff Collections Renovations
3/14/2018	\$69,877	College of Fine Arts and Communication—Network: A Virtual Health Safety Net Community to Improve Postpartum Health in Hays County
3/20/2018	\$50,000	College of Applied Arts—College of Applied Arts
3/21/2018	\$7,500	Department of Athletics—Athletic Suite Donations
3/21/2018	\$5,000	Office of the Provost and Vice President of Academic Affairs—The Meadows Center for Water and the Environment's River Book Series
3/22/2018	\$30,000	Department of Athletics—Athletic Suite Donations
3/23/2018	\$10,000	McCoy College of Business Administration—McCoy College of Business Administration Investment in Excellence
3/30/2018	\$5,000	McCoy College of Business Administration—Farm Credit Bank of Texas Business Scholarship
4/4/2018	\$5,000	Department of Athletics—Baseball Non-Membership
4/6/2018	\$42,000	College of Science and Engineering—Department of Mathematics
4/6/2018	\$6,500	Department of Athletics—Bobcat Club Annual Fund

4/9/2018	\$100,000	College of Fine Arts and Communication—Dance Studio Theater Lighting System Renovation
4/9/2018	\$10,000	College of Liberal Arts—2018 Liberal Arts Distinguished Alumni Achievement Awards
4/10/2018	\$25,000	College of Fine Arts and Communication—Musical Theatre Program Gift
4/16/2018	\$5,000	College of Fine Arts and Communication—Department of Theatre and Dance Scholarship
4/18/2018	\$7,709.73	College of Liberal Arts—Dr. Sally Caldwell Book Scholarship
4/23/2018	\$16,000	College of Science and Engineering—Mathworks Operating Gift
4/23/2018	\$5,750	Department of Athletics—Athletic Club Seat Donations and Bobcat Club Annual Fund
4/24/2018	\$5,000	College of Education—H-E-B Tournament of Champions Autism Summer Camp
4/24/2018	\$5,000	Division of Information Technology—The Wittliff Collections Renovations
4/25/2018	\$10,000	McCoy College of Business Administration—Professional Selling Corporate Partners Program
4/25/2018	\$22,500	Office of the Provost and Vice President of Academic Affairs—The Meadows Center for Water and the Environment Restricted for Operation SCUBA
4/25/2018	\$10,000	McCoy College of Business Administration—Professional Selling Corporate Partners Program
4/26/2018	\$10,000	Division of Information Technology—The Wittliff Collections Renovations
4/27/2018	\$35,000	Office of the Provost and Vice President of Academic Affairs—Chartwell’s Undergraduate Scholarship
4/30/2018	\$25,000	Division of Information Technology—The Wittliff Collections Renovations
4/30/2018	\$6,000	Department of Athletics—Athletic Club Seat Donations and Bobcat Club Annual Fund
5/3/2018	\$6,000	Department of Athletics—Athletic Club Seat Donations and Bobcat Club Annual Fund
5/3/2018	\$10,000	College of Fine Arts and Communication—Spencer Lockett Music Scholarship

5/3/2018	\$75,000	College of Science and Engineering—Concrete Industry Management Program Support and Industry Support Scholarship
5/3/2018	\$6,000	Department of Athletics—Bobcat Club Annual Fund and Bobcat Club Outright Gifts
5/4/2018	\$12,500	Division of Information Technology—The Wittliff Collections Renovations
5/8/2018	\$70,000	College of Liberal Arts—Katherine A. Porter Operating
5/9/2018	\$6,000	Department of Athletics—Athletic Club Seat Donations
5/10/2018	\$17,500	College of Fine Arts and Communication—Musical Theatre Program Gift
5/10/2018	\$25,000	Office of the Provost and Vice President of Academic Affairs—The Meadows Center for Water and the Environment
5/10/2018	\$6,000	Department of Athletics—Athletic Club Seat Donations
5/11/2018	\$5,000	College of Fine Arts and Communication—Texas State International Piano Festival
5/14/2018	\$6,000	Division of University Advancement—Stevens Family Endowed Scholarship
5/16/2018	\$10,000	College of Liberal Arts—Michael Young National Support for The Gilbert M. Grosvenor Center for Geographic Education
5/17/2018	\$5,000	College of Liberal Arts—Michael Young National Support for The Gilbert M. Grosvenor Center for Geographic Education
5/18/2018	\$175,000	Office of the Provost and Vice President of Academic Affairs—Fourqorean Quasi-Endowed Scholarship
5/18/2018	\$7,500	College of Science and Engineering—Gulf Coast Power Association David Olver Memorial Scholarship and Gulf Coast Power Association Empowering Women Scholarship
5/22/2018	\$10,000	Division of Information Technology—The Wittliff Collections Renovations
5/24/2018	\$14,400	College of Science and Engineering—Concrete Industry Management Program Support
5/25/2018	\$10,000	College of Fine Arts and Communication—Patrick Webb Price Award
5/29/2018	\$5,500	Department of Athletics—Athletic Club Seat Donations, Bobcat Club Annual Fund, and Bobcat Club Seat Obligation

5/29/2018	\$25,000	Department of Athletics—Bobcat Club Outright Gifts
5/29/2018	\$250,000	Division of Information Technology—The Wittliff Collections Renovations
5/31/2018	\$25,000	Division of Information Technology—The Wittliff Collections Renovations
5/31/2018	\$6,000	College of Applied Arts—Texas Ranger Law Enforcement Association Scholarship
<b>TOTAL:</b>	<b><u>\$1,511,736.73</u></b>	

The following Gift-in-Kind valued at \$5,000 or more were made to Texas State University.

<u>Date(s) of Gift</u>	<u>Gift Amount</u>	<u>Beneficiary(ies)</u>
4/11/2018	\$46,945.50	Division of Student Affairs—Vice President of Student Affairs
4/20/2018	\$10,380	Division of Student Affairs—Vice President of Student Affairs
5/21/2018	\$2,100,000	College of Science and Engineering—Ingram Hall Construction
<b>TOTAL:</b>	<b><u>\$2,157,325.50</u></b>	

The following gifts of \$5,000 or more were made payable to the Texas State University Development Foundation.

<u>Date(s) of Gift</u>	<u>Gift Amount</u>	<u>Beneficiary(ies)</u>
3/2/2018	\$13,898.45	Honors College—Merry Kone FitzPatrick Endowed Scholarship
3/8/2018	\$15,000	Department of Athletics—Aaron West Memorial Endowed Scholarship
4/3/2018	\$12,519.41	Honors College—Merry Kone FitzPatrick Endowed Scholarship
4/12/2018	\$5,000	Department of Athletics—Jim Wacker Endowed Scholarship
4/16/2018	\$25,000	College of Science and Engineering—Sarah and Ernest Butler Endowed Scholarship in Mathworks
5/18/2018	\$20,000	Department of Athletics—William Trevillion IV Memorial Endowed Scholarship in Football

5/22/2018	\$6,500	Division of Student Affairs—William Hatfield Hogue Memorial Endowed Scholarship and Student Foundation Endowed Scholarship
5/22/2018	\$10,000	Department of Athletics—Jim Wacker Endowed Scholarship
5/25/2018	\$5,000	Department of Athletics—Jim Wacker Endowed Scholarship
5/29/2018	\$45,000	College of Liberal Arts—T.V. Grayson Endowed Memorial Graduate Fellowship in English
5/30/2018	\$12,500	Department of Athletics—Wayne and Deborah Tiemann Endowed Scholarship
<b>TOTAL:</b>	<b><u>\$170,417.86</u></b>	

**The following gifts of \$5,000 or more were made payable to the Emmett and Miriam McCoy College of Business Administration Development Foundation. These gifts benefit scholarships, programs, or initiatives at the McCoy College of Business Administration at Texas State University.**

<u>Date(s) of Gift</u>	<u>Gift Amount</u>	<u>Beneficiary(ies)</u>
3/2/2018	\$101,000	McCoy College of Business Administration—Scott Emerson Faculty Research Endowment
3/22/2018	\$25,000	McCoy College of Business Administration—Anthony and Karen Ridout Endowed Scholarship
4/4/2018	\$5,000	McCoy College of Business Administration—Faculty Development Endowment for the Department of Accounting and Ernst and Young Endowed Scholarship for Accounting Education
4/6/2018	\$5,121	McCoy College of Business Administration—David R. Cosner Endowed Scholarship
4/13/2018	\$12,500	McCoy College of Business Administration—Nick Medlock Memorial Endowed Scholarship
4/17/2018	\$5,000	McCoy College of Business Administration—Thomas Dee Seargeant Greater Texas Federal Credit Union Endowed Scholarship
5/8/2018	\$25,000	McCoy College of Business Administration—Brian Wong Accounting Endowed Scholarship
5/17/2018	\$5,000	McCoy College of Business Administration—Department of Accounting Excellence Endowment

5/17/2018	\$5,000	McCoy College of Business Administration—Dr. Jim Bell Scholarship in Entrepreneurship
5/31/2018	\$12,500	McCoy College of Business Administration—Nick Medlock Memorial Endowed Scholarship
<b>TOTAL:</b>	<b><u>\$201,121.00</u></b>	

### Explanation

**The following gifts of \$5,000 or more were made to Texas State University.**

- An individual in New York, New York, donated \$17,500 to the Musical Theatre Program Gift account in the College of Fine Arts and Communication.
- A foundation in Austin, Texas, donated \$100,000 to The Texas State University System Foundation Graduate Endowed Fellowship in Liberal Arts account in the College of Liberal Arts.
- An alumni couple in Houston, Texas, donated \$6,000 to the Baseball Non-Membership account in the Department of Athletics.
- A couple in Lampasas, Texas, donated \$10,000 to the Baseball Non-Membership account in the Department of Athletics.
- An alumni couple in Leakey, Texas, donated \$20,000 to the Jesse and Betty Luxton Gift to The Grosvenor Center for Geographic Education account in the College of Liberal Arts.
- A foundation in San Antonio, Texas, donated \$25,000 to The Wittliff Collections Renovations account in the Division of Information Technology.
- A foundation in Dallas, Texas, donated \$6,000 to the Texas Music Collection Fund account and The Wittliff Collections Renovations account in the Division of Information Technology.
- A couple in Austin, Texas, donated \$10,000 to The Wittliff Collections Renovations account in the Division of Information Technology.
- A foundation in Austin, Texas, donated \$69,877 to the Networx: A Virtual Health Safety Net Community to Improve Postpartum Health in Hays County account in the College of Fine Arts and Communication.
- A foundation in Corpus Christi, Texas, donated \$50,000 to the College of Applied Arts account in the College of Applied Arts.
- An alumni couple in San Marcos, Texas, donated \$7,500 to the Athletic Suite Donations account in the Department of Athletics.

- An individual in Lake Jackson, Texas, donated \$5,000 to The Meadows Center for Water and the Environment's River Book Series account in the Office of the Provost and Vice President of Academic Affairs.
- A couple in San Antonio, Texas, donated \$30,000 to the Athletic Suite Donations account in the Department of Athletics.
- An alumni couple in Cypress, Texas, donated \$10,000 to the McCoy College of Business Administration Investment in Excellence account in the McCoy College of Business Administration.
- A corporation in Austin, Texas, donated \$5,000 to the Farm Credit Bank of Texas Business Scholarship account in the McCoy College of Business Administration.
- An alumnus and spouse in Marble Falls, Texas, donated \$5,000 to the Baseball Non-Membership account in the Department of Athletics.
- A foundation in New York, New York, donated \$42,000 to the Department of Mathematics account in College of Science and Engineering.
- An individual in San Marcos, Texas, donated \$6,500 to the Bobcat Club Annual Fund account in the Department of Athletics.
- An alumna and spouse in Houston, Texas, donated \$100,000 to the Dance Studio Theater Lighting System Renovation account in the College of Fine Arts and Communication.
- A corporation in San Antonio, Texas, donated \$10,000 to the 2018 Liberal Arts Distinguished Alumni Achievement Awards account in the College of Liberal Arts.
- A foundation in West Lake Hills, Texas, donated \$25,000 to the Musical Theatre Program Gift account in the College of Fine Arts and Communication.
- An individual in Wimberley, Texas, donated \$5,000 to the Department of Theatre and Dance Scholarship account in the College of Fine Arts and Communication.
- An individual (now deceased) in Wimberley, Texas, donated \$7,709.73 to the Dr. Sally Caldwell Book Scholarship Fund account in the College of Liberal Arts.
- A foundation in San Antonio, Texas, donated \$16,000 to the Mathworks Operating Gift account in the College of Science and Engineering.
- A couple in San Marcos, Texas, donated \$5,750 to the Athletic Club Seat Donations account and the Bobcat Club Annual Fund account in the Department of Athletics.
- A foundation in San Antonio, Texas, donated \$5,000 to the H-E-B Tournament of Champions Autism Summer Camp account in the College of Education.
- A couple in Austin, Texas, donated \$5,000 to The Wittliff Collections Renovations account in the Division of Information Technology.

- A corporation in Englewood, Colorado, donated \$10,000 to the Professional Selling Corporate Partners Program account in the McCoy College of Business Administration.
- A foundation in San Antonio, Texas, donated \$22,500 to The Meadows Center for Water and the Environment Restricted for Operation SCUBA account in the Office of the Provost and Vice President of Academic Affairs.
- A corporation in Irving, Texas, donated \$10,000 to the Professional Selling Corporate Partners Program account in the McCoy College of Business Administration.
- A couple in Austin, Texas, donated \$10,000 to The Wittliff Collections Renovations account in the Division of Information Technology.
- A corporation in Charlotte, South Carolina, donated \$35,000 to the Chartwell's Undergraduate Scholarship account in the Office of the Provost and Vice President of Academic Affairs.
- An individual in Victoria, Texas, donated \$25,000 to The Wittliff Collections Renovations account in the Division of Information Technology.
- An alumnus and spouse in Cedar Creek, Texas, donated \$6,000 to the Athletic Club Seat Donations account and the Bobcat Club Annual Fund account in the Department of Athletics.
- An alumnus in Austin, Texas, donated \$6,000 to the Athletic Club Seat Donations account and the Bobcat Club Annual Fund account in the Department of Athletics.
- An individual in San Marcos, Texas, donated \$10,000 to the Spencer Lockett Music Scholarship account in the College of Fine Arts and Communication.
- An organization in Murfreesboro, Tennessee, donated \$75,000 to the Concrete Industry Management Program Support account and the Industry Support Scholarship account in College of Science and Engineering.
- A couple in Dallas, Texas, donated \$6,000 to the Bobcat Club Annual Fund account and the Bobcat Club Outright Gifts account in the Department of Athletics.
- A foundation in Austin, Texas donated \$12,500 to The Wittliff Collections Renovations account in the Division of Information Technology.
- A foundation in Buda, Texas, donated \$70,000 to the Katherine A. Porter Operating account in the College of Liberal Arts.
- An organization in San Marcos, Texas, donated \$6,000 to the Athletic Club Seat Donations account in the Department of Athletics.
- An individual in New York, New York, donated \$17,500 to the Musical Theatre Program Gift account in the College of Fine Arts and Communication.



- A foundation in Spring, Texas, donated \$25,000 to The Meadows Center for Water and the Environment account in the Office of the Provost and Vice President of Academic Affairs.
- An organization in San Marcos, Texas, donated \$6,000 to the Athletic Club Seat Donations account in the Department of Athletics.
- An alumna and spouse in Houston, Texas, donated \$5,000 to the Texas State International Piano Festival account in the College of Fine Arts and Communication.
- An alumnus in San Marcos, Texas, donated \$6,000 to the Stevens Family Endowed Scholarship account in the Division of University Advancement.
- An alumnus and spouse in West Lake Hills, Texas, donated \$10,000 to the Michael Young National Support for The Gilbert M. Grosvenor Center for Geographic Education account in the College of Liberal Arts.
- An alumnus and spouse in West Lake Hills, Texas, donated \$5,000 to the Michael Young National Support for The Gilbert M. Grosvenor Center for Geographic Education account in the College of Liberal Arts.
- An alumna (now deceased) in San Marcos, Texas, donated \$175,000 to the Fourquarean Quasi-Endowed Scholarship account in the Office of the Provost and Vice President of Academic Affairs.
- A foundation in Cedar Park, Texas, donated \$7,500 to the Gulf Coast Power Association David Olver Memorial Scholarship account and the Gulf Coast Power Association Empowering Women Scholarship account in the College of Science and Engineering.
- A foundation in Spring, Texas, donated \$10,000 to The Wittliff Collections Renovations account in the Division of Information Technology.
- A foundation in Round Rock, Texas, donated \$14,400 to the Concrete Industry Management Program Support account in the College of Science and Engineering.
- An alumnus in San Marcos, Texas, donated \$10,000 to the Patrick Webb Price Award account in the College of Fine Arts and Communication.
- A couple in San Marcos, Texas, donated \$5,500 to the Athletic Club Seat Donations account, the Bobcat Club Annual Fund account, and the Bobcat Club Seat Obligation account in the Department of Athletics.
- An alumna and spouse in Sugar Land, Texas, donated \$25,000 to the Bobcat Club Outright Gifts account in the Department of Athletics.
- A foundation in West Lake Hills, Texas, donated \$250,000 to The Wittliff Collections Renovations account in the Division of Information Technology.
- An alumna and spouse in Sugar Land, Texas, donated \$25,000 to The Wittliff Collections Renovations account in the Division of Information Technology.

- An organization in Dallas, Texas, donated \$6,000 to the Texas Ranger Law Enforcement Association Scholarship account in the College of Applied Arts.

**The following Gift(s)-In-Kind valued at \$5,000 or more were made to Texas State University.**

- A corporation in Stephenville, Texas, donated apparel and backpacks to support Bobcat Preview worth \$46,945.50 to the Vice President of Student Affairs account in the Division of Student Affairs.
- A corporation in Stephenville, Texas, donated apparel to support Cat Camp worth \$10,380 to the Vice President of Student Affairs account in the Division of Student Affairs.
- A corporation in New Braunfels, Texas, donated 23,483.75 cubic yards of concrete worth \$2,100,000 to the Ingram Hall Construction account in the College of Science and Engineering.

**The following gifts of \$5,000 or more were made payable to the Texas State University Development Foundation. These gifts benefit scholarships, programs, or initiatives at Texas State University.**

- A couple in San Marcos, Texas, donated \$13,898.45 to the Merry Kone FitzPatrick Endowed Scholarship account in the Honors College.
- A foundation in Victoria, Texas, donated \$15,000 to the Aaron West Memorial Endowed Scholarship account in the Department of Athletics.
- A couple in San Marcos, Texas, donated \$12,519.41 to the Merry Kone FitzPatrick Endowed Scholarship account in the Honors College.
- An alumnus and spouse in Fort Worth, Texas, donated \$5,000 to the Jim Wacker Endowed Scholarship account in the Department of Athletics.
- A couple in Austin, Texas, donated \$25,000 to the Sarah and Ernest Butler Endowed Scholarship in Mathworks account in the College of Science and Engineering.
- A couple in Kyle, Texas, donated \$20,000 to the William Trevillion IV Memorial Endowed Scholarship in Football account in the Department of Athletics.
- A foundation in Boerne, Texas, donated \$6,500 to the William Hatfield Hogue Memorial Endowed Scholarship account and the Student Foundation Endowed Scholarship account in the Division of Student Affairs.
- A couple in Dallas, Texas, donated \$10,000 to the Jim Wacker Endowed Scholarship account in the Department of Athletics.
- An alumnus and spouse in San Antonio, Texas, donated \$5,000 to the Jim Wacker Endowed Scholarship account in the Department of Athletics.

- An individual in Austin, Texas, donated \$45,000 to the T.V. Grayson Endowed Memorial Graduate Fellowship in English account in the College of Liberal Arts.
- A couple in Falls City, Texas, donated \$12,500 to the Wayne and Deborah Tiemann Endowed Scholarship account in the Department of Athletics.

**The following gifts of \$5,000 or more were made payable to the Emmett and Miriam McCoy College of Business Administration Development Foundation. These gifts benefit scholarships, programs, or initiatives at the McCoy College of Business Administration at Texas State University.**

- A corporation in Wayne, Pennsylvania, donated \$101,000 to the Scott Emerson Faculty Research Endowment account in the McCoy College of Business Administration.
- An alumnus and spouse in San Antonio, Texas, donated \$25,000 to the Anthony and Karen Ridout Endowed Scholarship account in the McCoy College of Business Administration.
- An alumnus and spouse in Flower Mound, Texas, donated \$5,000 to the Faculty Development Endowment for the Department of Accounting account and the Ernst and Young Endowed Scholarship for Accounting Education account in the McCoy College of Business Administration.
- A couple in New Braunfels, Texas, donated \$5,121 to the David R. Cosner Endowed Scholarship account in the McCoy College of Business Administration.
- An alumnus and spouse in Shavano Park, Texas, donated \$12,500 to the Nick Medlock Memorial Endowed Scholarship account in the McCoy College of Business Administration.
- A corporation in Austin, Texas, donated \$5,000 to the Thomas Dee Seargeant Greater Texas Federal Credit Union Endowed Scholarship account in the McCoy College of Business Administration.
- An alumnus and spouse in Hong Kong, China, donated \$25,000 to the Brian Wong Accounting Endowed Scholarship account in the McCoy College of Business Administration.
- An organization in San Marcos, Texas, donated \$5,000 to the Department of Accounting Excellence Endowment account in the McCoy College of Business Administration.
- A couple in Austin, Texas, donated \$5,000 to the Dr. Jim Bell Scholarship in Entrepreneurship account in the McCoy College of Business Administration.
- An alumnus and spouse in Shavano Park, Texas, donated \$12,500 to the Nick Medlock Memorial Endowed Scholarship account in the McCoy College of Business Administration.

**LAMAR INSTITUTE OF TECHNOLOGY  
ACKNOWLEDGMENT OF GIFTS OVER \$5,000**

<b>DATE</b>	<b>DONOR</b>	<b>AMOUNT</b>	<b>BENEFICIARY(IES)</b>
04/03/2018	Provost Umphrey Law Firm, LLP	\$15,000.00	LIT Foundation
05/09/2018	ExxonMobil Corporation	\$15,000.00	LIT Foundation
05/18/2018	Golden Pass LNG LLC	\$15,000.00	LIT Foundation
05/25/2018	World Preservation of Automobiles	\$10,000.00	LIT Foundation
05/21/2018	BASF TOTAL Petrochemicals	\$ 5,000.00	Scholarships 2019
06/01/2018	Georgann & John A. Raney, Jr.	\$ 7,000.00	LIT Foundation
06/07/2015	GHS Foundation	\$13,600.00	Scholarships
06/12/2018	The Gale Foundation Trust	\$37,500.00	LIT Foundation

**TOTAL: \$118,100.00**

**EXPLANATIONS**

\$15,000 was received on April 3, 2018 from Provost Umphrey Law Firm, LLP for the benefit of the 2018 LIT Shoot-Out event and its endowment which provides scholarships to students enrolled in all educational programs.

\$15,000 was received on May 9, 2018 from ExxonMobil Corporation for the benefit of the 2018 LIT Shoot-Out event and its endowment which provides scholarships to students enrolled in all educational programs.

\$15,000 was received on May 18, 2018 from Golden Pass LNG LLC for the benefit of the 2018 LIT Shoot-Out event and its endowment which provides scholarships to students enrolled in all educational programs.

\$5,000 was received on May 21, 2018 from BASF TOTAL Petrochemicals, LLC for the benefit of the benefit of scholarships for Fall 2019.

\$10,000 was received on May 25, 2018 from World Preservation of Automobiles for the benefit of starting a new endowment in the name of World Preservation of Transportation Scholarship Endowment which provides scholarships to students enrolled in advanced engine and/or industrial mechanics technology programs.

\$7,000 was received on June 1, 2018 from Georgann & John A. Raney, Jr. for the benefit of starting a new endowment in the name of Georgann and John A Randy, Jr. Scholarship Endowment which provides scholarships to students enrolled in advanced engine and/or industrial mechanics technology programs.

\$13,600 was received on June 7, 2018 from GHS Foundation for the Smith-Hutson Scholarship Program which provides 2018 Summer scholarships for the benefit of students enrolled in associated of arts/general education/developmental studies, emergency medical services, health information

technology, instrumentation, pre-dental hygiene, pre-respiratory care, process operating, radiologic technology, and respiratory care.

\$37,500 was received on June 12, 2018 from The Gale Foundation Trust for the benefit of the Gale Foundation Scholarship Endowment. \$18,750 will be deposited in the endowment to provide future scholarships and \$18,750 will be transferred to Development to provide scholarship to students enrolled in all educational programs in the fiscal year 2018 per request of the donor.

**LAMAR STATE COLLEGE-PORT ARTHUR**

The following gifts of \$5,000 or more were made payable to Lamar State College-Port Arthur.

<b>DATE</b>	<b>DONOR</b>	<b>AMOUNT</b>	<b>BENEFICIARY(IES)</b>
4/9/2018	Flint Hills Resources	\$10,000	Scholarships
5/25/2018	Communities Foundation of Texas	\$25,000	Hurricane Harvey Donation
6/13/2018	Port Arthur Education Foundation	\$12,500	Technology Replacement
7/9/2018	Port Arthur Education Foundation	\$11,750	Technology Replacement
	<b>TOTAL</b>	<b>\$59,250</b>	

**PORT ARTHUR HIGHER EDUCATION FOUNDATION  
Benefiting Lamar State College-Port Arthur**

The following gifts of \$5,000 or more were made payable to the Port Arthur Higher Education Foundation.

<b>DATE</b>	<b>DONOR</b>	<b>AMOUNT</b>	<b>BENEFICIARY(IES)</b>
4/5/2018	Seabulk Towing	\$5,000	Gulf Coast Gala
4/25/2018	BASF TOTAL Petrochemicals, LLC	\$5,000	Gulf Coast Gala
5/16/2018	Valero Energy Foundation	\$5,000	Gulf Coast Gala
5/21/2018	Golden Pass LNG	\$5,000	Gulf Coast Gala
	<b>TOTAL</b>	<b>\$20,000</b>	

**EXPLANATION**

The following gifts of \$5,000 or more were made to Lamar State College-Port Arthur:

Flint Hills Resources donated \$10,000 to the Flint Hills Resources Scholarship Fund.

Communities Foundation of Texas donated \$25,000 to students affected by Hurricane Harvey.

Port Arthur Education Foundation donated \$12,500 for technology replacement through the Golden Pass Hurricane Harvey Recovery Fund administered by the Foundation for Southeast Texas.

Port Arthur Education Foundation donated \$11,750 for technology replacement through the Golden Pass Hurricane Harvey Recovery Fund administered by the Foundation for Southeast Texas.

**The following gifts of \$5,000 or more were made to the Port Arthur Higher Education Foundation:**

Seabulk Towing gave \$5,000 for the sponsorship of the 15<sup>th</sup> Annual Gulf Coast Gala.

BASF TOTAL Petrochemicals, LLC gave \$5,000 for the sponsorship of the 15<sup>th</sup> Annual Gulf Coast Gala.


Valero Energy Foundation gave \$5,000 for the sponsorship of the 15<sup>th</sup> Annual Gulf Coast Gala.

Golden Pass LNG gave \$5,000 for the sponsorship of the 15<sup>th</sup> Annual Gulf Coast Gala.

APPENDIX – FINANCE AND AUDIT



# TEXAS STATE UNIVERSITY SYSTEM



## Investment Policy for Operating Funds and Endowment Funds

~~September 2017~~ August 2018

# Table of Contents

I.	PREFACE .....	3
II.	POLICY AND OBJECTIVES .....	3
	A. OPERATING FUNDS .....	3
	B. ENDOWMENT FUNDS .....	4
III.	DELEGATION OF AUTHORITY AND RESPONSIBILITY .....	5
IV.	STANDARD OF CARE .....	8
V.	INSTITUTIONAL INVESTMENT PROCEDURES.....	8
VI.	INVESTMENT STRATEGIES AND OBJECTIVES.....	9
	A. OPERATING FUNDS .....	9
	B. ENDOWMENT FUNDS.....	9
VII.	INVESTMENT GUIDELINES.....	10
	A. OPERATING SHORT-INTERMEDIATE TERM FUNDS .....	10
	B. OPERATING LONG-TERM FUNDS .....	10
	C. ENDOWMENT FUNDS .....	10
VIII.	REBALANCING .....	10
IX.	SAFEKEEPING.....	11
X.	SECURITIES LENDING.....	11
XI.	FINANCIAL DEALERS AND INSTITUTIONS .....	11
XII.	INVESTMENT REPORTING AND MONITORING .....	12
	A. OPERATING FUNDS .....	12
	B. ENDOWMENT.....	13
XIII.	BENCHMARKS.....	14
	APPENDIX 1 .....	15
	APPENDIX 2 .....	17
	APPENDIX 3 .....	19
	EXHIBIT 1 .....	22
	EXHIBIT 2 .....	23

## Texas State University System Investment Policy

### I. PREFACE

This Policy is the approved Investment Policy for Operating Funds and Endowment Funds of the Texas State University System. Texas State University System ("TSUS") refers to System Administration, Lamar University, Sam Houston State University, Sul Ross State University, [including Rio Grande College](#), Texas State University, Lamar Institute of Technology, Lamar State College - Orange, [and](#) Lamar State College - Port Arthur, ~~and Sul Ross State University - Rio Grande College.~~

### II. POLICY AND OBJECTIVES

#### A. OPERATING FUNDS

It is the policy of TSUS to invest operating funds in compliance with the "Prudent Person Standard" as defined by Texas Education Code §51.0031(d). The Investment Policy for Operating Funds and Endowment Funds (Policy) of TSUS is designed to fulfill the following objectives with respect to Operating Funds:

- Provide security of invested principal;
- Provide liquidity for operating requirements which may be reasonably anticipated;
- Manage interest-rate and market risk;
- Maximize total return within established risk constraints; and
- Provide for diversification of investment assets.

To meet these objectives, TSUS will base investment decisions on short-term, intermediate-term, and long-term needs dictated by cash flow analyses of present and anticipated future financial requirements.

This Policy applies to the following operating funds held by TSUS:

- Current Funds (Unrestricted and Restricted);
- Loan Funds;
- Bond Funds;
- Plant Funds;
- Board-Designated Reserves; and
- Agency Funds

These funds may be held in investments authorized by this Policy (based on liquidity needs or bond covenants) or in authorized depositories as required for day-to-day operations within any fund group. A component is not required to liquidate investments that were authorized investments at the time of purchase unless so directed by the Board. Funds held in banking institutions are covered by the TSUS *Depository Funds Policy*.

This Policy shall be reviewed and if necessary, updated annually and presented to the Board for adoption.

Operating funds covered under this Policy are classified as:

### **Short-Intermediate Term Funds**

Funds needed to meet operating requirements (within the budget year) as well as funds not designated as Long-Term. These Funds may be used within the operating year and are typically invested in investments with high quality and ready access to liquidity.

### **Long-Term Funds**

Funds that comprise a core holding that are not intended to be spent during any budget period. These funds are typically invested in a similar manner to Endowment Funds, with similar risk and reward metrics. Long-Term Funds may not exceed ~~50~~5% of all Operating Funds exclusive of Bond Proceeds Funds; as determined annually based on the Ending Market Values as of August 31 of each year (fiscal year end).

### **Bond Proceed Funds**

Funds obtained by the issuance of debt and commercial paper for a stated purpose. Bond proceeds may be invested in a manner consistent with the requirements and restrictions stated in the applicable Bond Covenants, but typically not longer than three years. ~~Bond Proceed~~ Funds are to be invested following the same guidelines as Short-Intermediate Term Funds.

## B. ENDOWMENT FUNDS

Endowment funds may include, but are not limited to, gifts of property, stock, and real assets, donated to TSUS to provide funding for scholarships, fellowships, professorships, academic chairs, and other uses as specified by the donors. It is the policy of TSUS to invest endowment funds in compliance with the Uniform Prudent Management of Institutional Funds Act (UPMIFA), Texas Property Code Chapter 163.

Funds functioning as endowments (commonly referred to as quasi-endowments) are resources that the governing board, rather than the donor, has determined are to be retained and managed like an endowment. Principal and income of these funds may be utilized at the discretion of the governing board. Resources that the governing board sets aside to function as an endowment may be unrestricted or restricted by an agent outside the institution.

Funds which by their nature are long term and have or potentially may have endowment qualities, for example Charitable Gift Annuities, may be invested with the endowment to the extent permitted by law and the individual charitable documents.

The endowment funds may be invested as authorized by this Policy and, for short periods, be placed in authorized TSUS depositories for the processing of receivables and disbursements.

This Policy is designed to fulfill the following objectives with respect to Endowment Funds:

- provide security of invested principal;
- provide for appreciation of principal;
- provide a continuing and dependable cash payout within market constraints;
- provide for planned liquidity for anticipated cash flow purposes;
- manage market risks;
- maximize overall total return within the established risk constraints; and
- provide for diversification of investment assets.

The long-term objective of an endowment is to preserve the intergenerational equity of the endowment while providing an-for appropriate current spending ~~policy~~. All endowment funds will

be managed by the “Prudent Person Standard”.

### III. DELEGATION OF AUTHORITY AND RESPONSIBILITY

#### Board of Regents

The TSUS Board of Regents (Board) retains ultimate responsibility for investments as fiduciaries of TSUS assets regardless of who is investing those assets. The Board is required by the General Appropriations Act (Article III, Special Provisions, Section 6.5) to:

- A. Adopt and maintain a written Investment Policy for endowment funds, short-intermediate term operating funds, and long-term operating funds.
  1. Direct that a copy of the Investment Policy be filed with the State Auditor's Office and the Legislative Budget Board no later than December 31<sup>st</sup> of each year.
- B. Direct that a report of all investment transactions for endowment funds, short-intermediate term operating funds, and long-term operating funds, and all other securities transactions be prepared annually in a method prescribed by the State Auditor's Office, and that such report, or copies thereof:
  1. Be filed with:
    - a. The State Auditor
    - b. The Comptroller of Public Accounts
    - c. The Legislative Budget Board
    - d. The [Office of Governor](#)
  2. Shall be available for public inspection
- C. Direct that the Vice Chancellor for Finance, or designee, publish and maintain at least two years of quarterly consolidated investment reports on the System's website. Each component should provide a link to this consolidated report on their websites.

#### Investment Committee

Each component may establish an Investment Committee to oversee endowment funds.

#### Investment Officers

The Vice Chancellor for Finance and the CFO for each component are designated as Investment Officers for their respective entities by the Board. Additional Investment Officers may be designated by the Chancellor or the President of the component.

Investment Officers are responsible for investment management decisions and activities and all transactions undertaken, including the hiring/firing of Investment Manager(s) and for endowment funds, following the recommendation(s) of the respective Investment Committee. No officer or designee may engage in an investment transaction except as provided under terms of this Policy. No Investment Officer or employee of TSUS may accept anything of value from counter- parties or others in connection with investment transactions.

The Investment Officer of each component is responsible for managing the allocations of asset

classes, investment products utilized, and providing individual investment guidelines to

separately managed account investment managers so that the overall policy objectives as detailed for the Operating Short-Intermediate Term Funds, the Operating Long-Term Funds, and the Endowment Funds are met at the total portfolio level for each fund.

Each Investment Officer shall attend at least four hours of training per year that addresses the responsibilities of the investment officers. The training may include education in [investment theory and practice](#), investment controls, security risks, strategy risks, market risks, and compliance with certain state statutes and this policy statement. Each investment officer must maintain the records of their training hours to show satisfaction of this requirement.

### Investment Officer Disclosures

The following reporting requirements apply:

1. An Investment Officer related within the second degree by affinity or consanguinity to an individual seeking to sell an investment to TSUS shall file a statement disclosing that relationship;
2. An Investment Officer having a business relationship of any nature with an individual seeking to sell an investment to TSUS shall file a statement disclosing that relationship;
3. The disclosure shall be filed with the Board and the component President or with the Chancellor if the applicable Investment Officer is the Vice Chancellor for Finance.

### Investment Consultant

System Administration and the components may contract with an Investment Consultant registered under the Investment Advisers Act of 1940 (15 U.S.C. Section 80b-1 et seq.) to provide for investment oversight of the Operating and/or Endowment Funds. System Administration is responsible for the management of any investment consultant contract, including the solicitation and selection of the investment consultant. The initial contract may not be for a term exceeding six years and renewals or extensions of the contract must be made by order or resolution of the Board. The Investment Consultant must acknowledge in writing that they are a fiduciary to the Fund(s).

The Investment Consultant must certify to the receipt and review of this Policy and that it will act in accordance with the Policy; and it will provide the most recent copy of its Form ADV and ADV brochure as filed with the Securities and Exchange Commission to the CFO(s) for the component(s) that it advises.

The Investment Consultant's responsibilities are to the System Administration and the components it advises. Additionally, the Investment Consultant will:

- Assist in the development and implementation of investment policies, objectives, and guidelines to submit to the Board for approval at least annually.
- Review investment strategies and vehicles, including search, selection, and recommendation of investments to the Investment Officer(s) [and/or component institution committees](#).
- Prepare and present performance evaluation reports in accordance to established investment standards.
- Review contracts and fees for both current and proposed Investment Managers.
- Communicate investment policies and objectives to Investment Managers, monitor those strategies, and notify the Investment Officers of any significant changes in portfolio managers, litigation, or violation of securities regulations.



## Investment Manager(s)

~~System Administration and the components may contract with one or more Investment Managers registered under the Investment Advisers Act of 1940 (15 U.S.C. Section 80b-1 et seq.). A contract made under authority of this subsection must contain a termination clause with a maximum 30 days' notice provision.~~

The Investment Manager(s) must certify to the receipt and review of this Policy; it will act in accordance with the Policy; and it will provide a copy of its most current Form ADV and ADV brochure as filed with the Securities and Exchange Commission to the CFO(s) for the component(s) that it advises (see Exhibit 1).

For Investment Managers of commingled vehicles, registered Exchange Traded Funds, and Mutual funds: Investment Officers must collect a copy of commingled funds governing documents for each commingled fund investment, and collect a Mutual Fund prospectus for each mutual fund investment and collect a registered Exchange Traded Fund prospectus, or a Product Description if a Prospectus is not available, for each registered Exchange Traded Fund investment.

All Investment Managers have a fiduciary responsibility to make a good faith determination that commissions paid to a broker are reasonable and competitive. All Investment Managers shall treat the accounts they manage as discretionary accounts and have authority to act for Investment Officers. The Investment Managers have the authority to make investment decisions for the purpose of placing orders to effect any purchase, sale, exchange, liquidation or other investment of the assets in the accounts, within their asset class, and according to this Policy, without obtaining prior approval.

TSUS requests that all orders for transactions of account assets be placed in such markets and through such brokers as shall offer the most favorable price, execution and commission cost of each order (best execution). All such orders must also be in compliance with this investment policy.

TSUS acknowledges that Investment Managers may, in accordance with applicable law, pay commissions to brokers that are higher than those that might be obtainable elsewhere in order to obtain research and other services provided by such brokers in the expectation to enhance the long-term value of the account. The Investment Officers shall try to negotiate the contract without the use of these soft dollar arrangements. In the event that the soft dollar arrangements remain as part of the contract, the Investment Manager(s) will report to the Investment Consultant and the Investment Officers at least annually, the Investment Managers' soft dollar practices and any soft dollar purchases. In addition, Investment Managers must demonstrate how the soft dollars were used solely for the benefit of the account which generated the soft dollars.

The use of soft dollars by an Investment Manager in the portfolio must be disclosed as required by the State Auditor's Office.

## Investment Custodians

The Investment Custodians are responsible for the safekeeping of the Operating and Endowment Funds' assets. Their responsibilities are to:

- Provide timely (defined as within 6 business days of month end) and accurate reports detailing investment holdings, including, on a Trade Date accrual basis:
  - Statement of all securities and other assets held,
  - Statement of all receipts, sales, redemptions, and principal payments,
  - Statement of all distributions, expenses paid, purchases, and
  - Statement of all income, and
  - Establishing and maintaining separate accounts for each Investment Manager.
  
- Provide all normal custodian functions, including but not limited to:
  - Security safekeeping,
  - Collection of income,
  - Settlement of trades,
  - Collection of proceeds of maturing securities, and
  - Daily investment of available cash.

[System Administration is responsible for the management of any investment custodian contract, including the solicitation and selection of the investment custodian\(s\).](#)

#### [Financial Advisors and Service Providers Disclosure](#)

[Financial Advisors and Service Providers as defined by Texas Government Code Section 2263.002 shall comply with disclosure requirements contained in Texas Government Code Section 2263.004.](#)

#### IV. STANDARD OF CARE

Pursuant to Texas Education Code §51.0031(d), the “Prudent Person Standard” shall be the standard used in all investment functions and shall be applied in the context of individual transactions as well as management of the overall portfolio. Accordingly, all investments shall be made with judgment and care, under circumstances then prevailing, which persons of prudence, discretion, and intelligence exercise in the management of their own affairs, not for speculation, but for investment, emphasizing the probable safety of their capital as well as the expected income to be derived.

All investments shall be consistent with this Policy. As long as investments made were in accordance with this Policy at the time of purchase, no individual will be held personally liable.

#### V. INSTITUTIONAL INVESTMENT PROCEDURES

The Investment Officer(s) of each component shall establish written procedures supporting this Policy and promoting internal control. The procedures shall be directed towards preventing loss of funds due to fraud, employee error, misrepresentation, or imprudent actions.

The Investment Officers of the components shall establish and maintain (a) written administrative procedures and guidelines in support of this Policy for their respective component, (b) distribution formulae/procedures for the funds, and (c) internal controls in support of this Policy.

All components shall ensure the following specific controls, as further defined by this Policy, are

incorporated into their operating procedures or the operating procedures of the Investment Managers.

- All securities will be settled delivery versus payment (DVP) into the component's depository or custodian bank,
- Excluding accounts used for Gift Acceptance, no securities will be safe-kept with a broker/dealer,
- Operating funds cash flow will be reviewed at least annually to determine investment strategy impact and projections,
- Every transaction will be documented for accounting information and security description,

- All transaction documentation will be completed within five business days of receipt,
- An investment ledger will be maintained for reconciliation with the general ledger, bank reports, and trade confirmations on a monthly basis, at a minimum,
- A monthly reconciliation of transactions and income will be made,
- A review of the portfolio will be made by all Investment Officers at least quarterly,
- Designated levels of signatory approval will be set,
- Investment reporting will be completed quarterly, and
- Internal control, oversight and/or separation of responsibilities will be maintained over all transactions.

System Administration and each component may pursue an active portfolio management strategy for Endowment Funds with investments diversified by asset class and style. All traditional Endowment Fund investment securities must be held under a custodial agreement and all Investment Managers must provide monthly statements to the Investment Officer. The Investment Officer and/or Investment Consultant will regularly monitor the contents of the portfolio, the available markets, and the relative value of competing instruments to adjust the portfolio in response to market conditions. Quarterly reviews of performance shall be made by the Investment Officers.

## VI. INVESTMENT STRATEGIES AND OBJECTIVES

### A. OPERATING FUNDS

Operating funds may be commingled at each component for investment purposes but will address the unique characteristics and needs of each fund group and classification of funds represented in the portfolio. Operating funds are constricted by expenditure plans and can serve a fiscal year or multiple year purposes.

The investment strategy for operating funds has as its primary objective assurance that anticipated liabilities are matched and adequate investment liquidity provided. The secondary objective is to create a portfolio structure which will experience minimal volatility while generating income and/or capital growth.

The intention is to match investments with projected cash flow and liquidity needs. TSUS may pursue an active versus-and/or a passive portfolio management strategy. That is, securities may be sold before they mature if market conditions present an opportunity for a net positive horizon fiscal benefit from the trade, or to manage a market downturn.

The Investment Officer and/or Investment Consultant will continuously monitor the contents of the portfolio, the available markets, and the relative value of all authorized, competing instruments to adjust the portfolio in response to market conditions.

### B. ENDOWMENT FUNDS

The Endowment performance objective is to grow the market value of assets net of inflation, spending, and expenses, over a full market cycle (generally defined as a three to five year period) without undue exposure to risk. The Endowment is particularly risk-averse to the probability of not meeting the total return goal. Liquidity must be considered and sufficient to meet the spending needs and expenses.

The total return goal can be achieved while assuming acceptable risk levels commensurate with

“market volatility.” To achieve the total return goal, the endowment’s assets will be invested to generate appreciation and/or dividend and interest income.

The Endowment is expected to endure into perpetuity. Inflation is a key component in the performance objective. The long-term risk of not investing in ~~growth-equity~~ securities outweighs the short-term volatility risk. As a result, the majority of assets should be invested in equity or equity-like securities, ~~referred to as Appreciation/Dividend Assets~~. Fixed income and fixed income-like securities ~~and Diversifying Strategies, referred to as Income Assets~~, may act to lower the short-term volatility of the portfolio and/or provide ~~income~~ stability, especially during periods of weak or negative equity markets. Other asset classes are included to provide diversification and incremental total return, ~~and fall into either the Appreciation/Dividend or Income categories~~.

The cash payout requirement for Endowment Funds is significant and continuous. The portfolio shall be diversified to diminish risks associated with particular securities, market sectors, or industries with an excessive impact on the funds.

## VII. INVESTMENT GUIDELINES

Operating Funds investment strategy, both Short-Intermediate and Long-Term funds, should match the investments with the liquidity needs and should be diversified. For the total Operating Funds portfolios (excluding bond funds), no more than 35% may be invested in a single product (ex. Mutual Fund, single ETF, commingled vehicle, separately managed account) except for cash management pools (TexPool or similar) and Fixed Income funds sponsored by organizations exempt from Federal Income taxation under Section 501 (f) Internal Revenue Code of 1986 (25 U.S.C. Section 501 (f) ~~—currently Commonfund and TIAA-GREF~~. These funds must meet the requirements outlined in the appropriate Appendixes.

### A. OPERATING SHORT-INTERMEDIATE TERM FUNDS

Refer to APPENDIX 1 for Investment Guidelines for Operating Short-Term portfolios. This includes Diversification parameters, approved allocation ranges, and Prohibited Investments.

### B. OPERATING LONG-TERM FUNDS

Refer to APPENDIX 2 for Investment Guidelines for Operating Long-Term portfolios. This includes Diversification parameters, approved allocation ranges, and Prohibited Investments.

### C. ENDOWMENT FUNDS

Refer to APPENDIX 3 for Investment Guidelines for Endowment portfolios. This includes Diversification parameters, approved allocation ranges, and Prohibited Investments.

## VIII. REBALANCING

Since asset allocation is a critical component of Investment Portfolio returns, it is desirable to review the investment portfolio as follows:

Operating Funds: At least quarterly, more frequently as necessary

Endowment: At least annually, more frequently if necessary.

In the event any individual asset class falls outside the allocation range specified in the appropriate Appendix, rebalancing should be performed in a prudent manner.

The appropriateness of Asset Allocation ranges will be reviewed annually.

## IX. SAFEKEEPING

All securities, including collateral bought under a repurchase agreement, but excluding investment pool funds, certificates of deposit, commingled vehicles, registered Exchange Traded Funds, and mutual funds, shall be settled on a delivery versus payment (DVP) basis, where DVP is an available settlement option. All securities shall be held by System Administration's or the component's depository bank, as applicable, or an independent third party custodian, as applicable, approved by System Administration. All securities will be held in the name of System Administration or the component, as applicable. Excluding accounts used for Gift Acceptance, no securities will be safe-kept with a broker/dealer.

The primary third party custodian of TSUS-owned assets shall be required to issue an original safekeeping trust statement to the System Administration or the component, as applicable, on a timely basis describing the specific instrument, coupon, maturity, par, CUSIP, and other pertinent information. The safekeeping receipt shall clearly identify ownership by System Administration or the component, as applicable.

## X. SECURITIES LENDING

Participation in securities lending programs are prohibited under this Policy.

## XI. FINANCIAL DEALERS AND INSTITUTIONS

A. If a business organization (including investment pools and investment management firms under contract) is not utilized, then the transaction requires the use of one or more broker/dealers.

B. All Investment Officers who invest directly will maintain a list of the broker/dealers that they use, and keep on file all certifications collected under sections XI. C and XI. D below.

C. Investment Officers are responsible for confirming that all the broker/dealers they utilize conform with compliance requirements and procedures established by the Vice Chancellor for Finance to include the following:

- Brokers/dealers must complete a questionnaire (see Exhibit 2) supplying basic firm and broker contact and delivery information,
- Brokers/dealers may be affiliated with a Texas bank, designated by the New York Federal Reserve Bank as "primary dealers" or qualify as regional dealers under the Securities and Exchange Commission's "Uniform Net Capital Rule",
- Brokers/dealers must be FINRA (Financial Institutions Regulatory Authority),
- Brokers/dealers must be registered with the Texas Securities Commission, and;
- Brokers/dealers must provide the written certification detailed below.

D. Certification: Upon request, an Investment Officer shall present to any firm or person seeking to engage in an investment transaction with TSUS a written copy of this Policy. This includes business organizations, brokers/dealers, and banks. Mutual Funds (40-act funds), commingled vehicles, and registered Exchange Traded Funds are excluded from the certification process; the Investment Officer must obtain the fund prospectus for each Mutual Fund/ETF investment (or a Product Description for an ETF with no prospectus) and the investment documents for each commingled vehicle investment. The prospectus should be collected annually while, the commingled investment documents are collected at the time the investment is made.

For separate account fund holdings, All Investment Officers must collect from the Qualified Representative of the business organization or the broker offering to engage in an investment transaction a signed certification (see Exhibit 1) to the effect that the business organization, registered principal, or broker has:

1. Received and reviewed this Policy.
2. Acknowledged that the business organization has implemented reasonable procedures and controls in an effort to preclude investment transactions conducted between TSUS and the organization that are not authorized by this Policy except to the extent that this authorization is dependent on an analysis of the makeup of the entire portfolio or requires an interpretation of subjective portfolio standards.
3. Agreed to provide to the component, System Administration, and the Investment Consultant retained by System Administration (if any) all monthly data and schedules necessary to accurately prepare the required reporting to System Administration in 6 business days of month end.

Investment Officers may not acquire or otherwise obtain any separate account investment from a person, bank or firm that has not provided this certification.

Nothing in this section relieves the investing entity of the responsibility for monitoring the investments made by the investing entity to determine that they are in compliance with this Policy.

## XII. INVESTMENT REPORTING AND MONITORING

### A. OPERATING FUNDS

The Investment Officer for each component shall provide System Administration, no later than 45 days after each fiscal quarter end, with a signed written investment performance report listing their Operating and Endowment funds investments and performance.

Market prices used in the report are to be obtained from an independent, published source such as the Wall Street Journal, a custodian bank, a recognized financial website (such as Bloomberg), and/or through a contractual arrangement with a pricing service. Asset prices are not to be obtained from the broker/dealer having sold TSUS the asset being priced.

The report is to be submitted to the Vice Chancellor for Finance or designee. The report must be provided in compliance with the requirements of Texas Education Code §51.0032 and the General Appropriations Act and describe in detail the investment position of the component, separated between Operating Investments and Endowment Investments, on the date of the report and:

1. Be signed by the Investment Officer or designee;
2. Provide at the Total Portfolio Level and the Managed Account level (Separate Account/Mutual Fund/ETF/Commingled vehicle) using trade date accounting with interest income accruals:
  - a) Beginning Market Value (defined as trade date with interest income accruals) for the reporting period;
  - b) Ending Market Value (defined as trade date with interest income accruals) for the reporting period;
  - c) Beginning Book Value for the reporting period;
  - d) Ending Book Value for the reporting period;
  - e) Total return calculated net of investment management fees where applicable of the reporting quarter and the fiscal year to date. Investment returns are to be calculated net of fees, using the performance reporting methodology found in the Global Investment Performance Standards Handbook published under the guidance of the CFA Institute:

<http://www.cfainstitute.org/ethics/codes/gipsstandards/Pages/index.aspx>

*The Global Investment Performance Standards (GIPS Standards) is a set of standardized, industry-wide ethical principles that provides guidance on how to calculate and report investment results;*

- f) Provide a rate of return comparison to the established benchmarks as established by this Policy of each asset class (indicate each benchmark that is used), and a weighted benchmark based on the asset allocation for the entire portfolio. The benchmark for the Total Portfolio benchmark should have a footnote detailing the weights used to calculate that benchmark.
- g) For Operating Long-Term Funds and Endowment Funds, provide a comparison of the actual component's allocation with the allocation allowances under this Policy. State the compliance of the investment portfolio of the component as it relates to the investment strategy expressed in this Policy.
- h) Be posted on the TSUS website in accordance with SAO's Annual Tracking Report for Investment Reporting by Higher Education Institutions
- i) Provide for each investment not held in a managed account (security purchased by the Investment Officer or designee, or not held in a Separately Managed Account/Mutual Fund/ETF/Commingled Vehicle), all the items enumerated in Section XII A 2. a-e above, categorized by asset class, the maturity date and current credit rating (by one of the top three rating agencies), if applicable.

## ~~B. ENDOWMENT~~

~~A consolidated Investment Report, prepared by the Vice Chancellor for Finance or designee, shall be submitted to the Board. It shall contain the detail of the information provided by the Investment Officers for the Components, and be signed by the Vice Chancellor for Finance or designee.~~



### XIII. BENCHMARKS

The performance of each portfolio(s) will be measured against a customized blended index, developed and reviewed at least annually by the Consultant, in consultation with any investment committee. Investment Officers will annually review their portfolio(s) custom benchmark(s) for appropriateness. All performance returns shall be stated net of investment management fees. Other applicable indexes matching the specific allocation of the funds (for example international mutual funds or equities) shall be detailed in the component's procedures and included on all monthly and quarterly reporting as a benchmark for these investments.

## APPENDIX 1

### INVESTMENT GUIDELINES FOR OPERATING SHORT-INTERMEDIATE TERM FUNDS

#### A. LIQUIDITY

The intention of the Operating Short-Intermediate Term Funds portfolio is to provide necessary Liquidity to operations. A minimum of **5%** of the Operating Short-Intermediate Term Funds portfolio must have Daily Liquidity; additionally a minimum of **20%** of the Operating Short-Intermediate Term Funds portfolio must be accessible within Trade Date plus 3 days. Components must meet these minimum ~~requirements~~ ~~requirements~~ ~~and are free to exceed them as they see prudent~~.

#### B. CREDIT QUALITY

Unless specified elsewhere, Credit Ratings recognized by this policy may only be issued by the agencies of Standard and Poor's, Fitch, and/or Moody's. For definition purposes, Non Rated securities will be considered as Below Investment Grade.

The Average Credit Quality of the entire Short-Intermediate Term Funds Portfolio is to be greater than or equal to **A-**, as defined by S&P (**A-** by Fitch, **A3** by Moody's).

The Minimum Credit Quality of any [investment diversified fund vehicle](#) must be **Investment Grade** at the Time of Purchase.

#### C. WEIGHTED AVERAGE MATURITY

The Weighted Average Maturity of the entire Short-Intermediate Term Funds Portfolio is to be less than or equal to **36 Months** ~~as calculated by the Custodian and/or the Investment Consultant~~. There is no maximum Maturity of any single security.

#### D. DIVERSIFICATION REQUIREMENTS

- i. For Mutual Funds, commingled vehicles, and registered Exchange-Traded Funds (ETFs): Portfolio holding cannot represent more than **10%** of the total assets of a single Fund, commingled vehicle, or ETF.

#### E. SOFT DOLLAR REPORTING

If Soft Dollars are used in the account, a quarterly report of Soft Dollar usage is required to be delivered to the Component Investment Officer.

#### F. PROHIBITED INVESTMENTS AND ACTIVITIES

Investments and activities that are not expressly prohibited in this Appendix are considered allowable by this Policy.

The following are prohibited transactions and securities for TSUS components. Any change in this list shall require amendment of this Policy and adoption by the Board.

- i. Portfolio(s) may not, ~~outside of externally managed strategies~~, purchase or sell financial futures, options, interest rate swaps, or forward rate

agreements.

- ii. Portfolio(s) may not engage in adjusted trading or short sales.
- iii. Portfolio(s) may not purchase funds or strategies primarily dedicated to residual interests in CMOs/REMICs or mortgages servicing rights. Specific securities strategies that may not be purchased are:
  - 1. Inverse CMO floaters
  - 2. Principal only CMOs
  - 3. Interest only CMOs
- iv. Portfolio(s) may not purchase 144-A or other private placement securities not registered with the SEC unless such securities have CUSIPs, are daily priced, and are publicly traded over the counter or on a US exchange.
- v. Non-US Dollar denominated securities are prohibited in Operating Short-Intermediate Fund portfolios. Foreign securities issued and priced in US. Dollars are allowed.
- vi. The use of Margin or leverage in Operating Short-Intermediate portfolios is prohibited.
- vii. The purchase of Equities in Operating Short-Intermediate portfolios is prohibited.

## APPENDIX 2 INVESTMENT GUIDELINES FOR OPERATING LONG-TERM FUNDS

Long-Term Funds are defined as up to ~~35~~50% of the market value of a components Total Operating Funds, exclusive of Bond Proceeds; the amount that a component may be allocate to Long-Term Funds is calculated annually based on the Ending Market Values as of August 31 of each year (fiscal year end). Long-Term Funds may be invested in Appreciation/Dividend Growth Equity, -and Fixed Income and Credit and Real Assets investments as outlined in this Appendix. Components are **not required** to participate in these Long-Term Funds Investment options and may elect to have no Operating Long-Term Funds.

Those components desiring to utilize Appreciation/Dividend Growth Equity or Real Assets investments in their Operating Long- Term portfolio must retain an Investment Consultant with oversight over the Operating Long- Term Assets, unless the component invests in an S&P 1500 and/or Russell 3000 Index Fund. No more than 20% of the allocated Operating Long Term funds may be invested in this strategy without consultant oversight.

Operating Long-Term funds are intended to be invested in a similar manner to Endowment funds, with additional restrictions in place. Consequently, this Appendix will refer to the Investment Guidelines for Endowment Funds, Appendix 3.

### A. DIVERSIFICATION

This Policy recognizes ~~two-four~~ main Categories which Investments may be allocated: the ~~Appreciation/Dividend Category~~Global Growth Equity Category, -and the Global Fixed Income and Credit Category, the Real Assets Category and the Diversifying Strategies Category.

#### GLOBAL EQUITY

Intended to be the primary source of long-term capital appreciation for the portfolio. While having higher expected returns than fixed income, they also have higher expected volatilities. Sub-categories include both public and private equities, as well as hedged equity mandates.

#### GLOBAL FIXED INCOME/CREDIT

Intended to offset the volatility of equities, particularly during market downturns, as well as provide deflation protection. These investments are comprised primarily of fixed income (debt) securities, and can be categorized as interest rate sensitive and credit sensitive. Sub-categories include both public and private debt.

#### REAL ASSETS

Intended to insulate the portfolio from inflation shocks and to provide a source of non-correlating returns with other asset categories. Includes both public and private investments in real estate, natural resources (e.g., energy, agriculture, timber, commodities), and infrastructure (e.g., power generation, mid-stream energy Master Limited Partnerships “MLPs”).

#### DIVERSIFYING STRATEGIES

Intended to provide diversification from systematic market risk, with the primary determinant of returns typically derived from manager skill (alpha)

rather than the market (beta). Sub-categories include both liquid and semi-liquid non-directional strategies that seek low correlations to the public equity and fixed income markets.

The Appreciation/Dividend Category is defined as those Investments that are made primarily for Growth and Appreciation of the asset, with secondary allowances for Dividends earned on Equity and Equity-like securities.

The Income Category is defined as those Investments that are primarily for Cash Flow and Income generation from Bond and Bond-like securities and other fixed-income and fixed-income like securities.

Below ~~is~~are the Category Allocation Ranges:-

<u>ASSET CATEGORY</u>	<u>RANGE</u>
<b>GLOBAL EQUITY</b>	<b>0-75%</b>
<u>Public Equities</u>	<u>0-75</u>
<u>U.S.</u>	<u>0-50</u>
<u>International Developed</u>	<u>0-50</u>
<u>Emerging Markets</u>	<u>0-15</u>
<u>Hedged Equity</u>	<u>0</u>
<u>Private Equity</u>	<u>0</u>
<b>GLOBAL FIXED INCOME/CREDIT</b>	<b>0-100</b>
<u>Interest Rate Sensitive</u>	<u>0-100</u>
<u>Core (Investment Grade)</u>	<u>0-100</u>
<u>Inflation Protected (TIPS)</u>	<u>0-50</u>
<u>Credit Sensitive</u>	<u>0-100</u>
<b>REAL ASSETS</b>	<b>0-30</b>
<u>Public Real Estate</u>	<u>0-15</u>
<u>Public Natural Resources</u>	<u>0-15</u>
<u>Public Infrastructure</u>	<u>0-15</u>
<b>DIVERSIFYING STRATEGIES</b>	<b>0-5</b>

Category	Minimum-%	Maximum%
<b>Appreciation/Dividend</b>		
Domestic	0	75
International	0	30
<b>Total</b>	<b>0</b>	<b>50</b>
<b>Income</b>		
Domestic	0	100
International	0	30
<b>Total Income</b>	<b>50</b>	<b>100</b>
<b>TOTAL PORTFOLIO</b>	<b>100%</b>	

## B. INVESTMENTS, ACTIVITIES, PROHIBITIONS, AND EXCEPTIONS

Investments and activities that are not expressly prohibited in this Appendix are considered allowable by this Policy.

All terms specified in sections B, C, and D (D2 refers to both Operating Short-Intermediate and Long-term combined) of Appendix 3 **apply in this Appendix**, with the following additional limitations and prohibitions:

### Prohibitions:

1. Alternative Investments, defined as investments that are not publically traded on the open markets, are illiquid, use leverage, or invest in: private placements, futures, options, short sales, are prohibited in Operating Long-Term portfolios
2. ~~Non-US Dollar denominated bonds are prohibited~~
- 3.2. Portfolio(s) may not purchase 144-A or other private placement securities not registered with the SEC unless such securities have CUSIPs, are daily priced, and are publicly traded over the counter or on a US exchange.
- 4.3. The portfolio level ~~direct or indirect~~ use of derivatives, short sales, futures, options, private placements (except as allowed in 3. above), and otherwise illiquid investments is prohibited.

### Additional Limitations:

1. No more than **20%** of the Global Income Portfolio ~~Fixed Income and Credit~~ may be rated below Investment Grade.
2. No more than **150%** of the **Total Long Term Operating Portfolio** may be invested in Emerging/Frontier Markets, a sub-set of International.

## APPENDIX 3 INVESTMENT GUIDELINES FOR ENDOWMENT FUNDS

Policy asset allocation is the most single important decision for the Endowment Funds portfolio. A significant proportion of a portfolio investment behavior can be attributed to the asset classes/styles and the weighting of each asset class/style.

TSUS recognizes that investment risks can result from issuer defaults, market price changes, or various technical complications leading to temporary illiquidity. This risk is controlled through portfolio diversification. Investment Officer(s) shall diversify the portfolio(s) by market sector and maturity to minimize market risks.

### A. DIVERSIFICATION

Diversification shall be considered within major market sectors so that various industries, maturities, markets, domestic and international factors are considered within the portfolio.

Asset Allocation is to be determined by each component as a result of their Required Rate of Return for the portfolio as defined by:

$$\text{Required Rate of Return} = \text{Spending Rate} + \text{Inflation} + \text{Endowment Expense rate.}$$

This Policy recognizes ~~two~~four main categories in which funds may be invested: the ~~Appreciation/Dividend~~Growth Global Equity Category, ~~and the~~ Global Fixed Income and Credit Category, ~~the Real Assets Category and the Diversifying Strategies Category.~~

~~The Appreciation/Dividend Category is defined as those investments that are made primarily for growth and appreciation of the asset, with secondary allowances for dividends earned on equity and equity-like securities, and other fixed-income and fixed-income like securities.~~

~~The Income Category is defined as those investments that are primarily for cash flow and income generation from bond and bond-like securities.~~

Alternative Investments, defined as investments that are not publicly traded on the open markets, are illiquid, use leverage, or invest in: private placements, futures, options, short sales, can fall into ~~either~~any of the categories category.

Below is the Category Allocation Range table:-



<u>ASSET CATEGORY</u>	<u>RANGE</u>
<b><u>GLOBAL EQUITY</u></b>	<b><u>40-75%</u></b>
<b><u>Public Equities</u></b>	<b><u>35-75</u></b>
<u>U.S.</u>	<u>10-50</u>
<u>International Developed</u>	<u>10-50</u>
<u>Emerging Markets</u>	<u>0-15</u>
<b><u>Hedged Equity</u></b>	<b><u>0-10</u></b>
<b><u>Private Equity</u></b>	<b><u>0-15</u></b>
<b><u>GLOBAL FIXED INCOME/CREDIT</u></b>	<b><u>10-40</u></b>
<b><u>Interest Rate Sensitive</u></b>	<b><u>5-40</u></b>
<u>Core (Investment Grade)</u>	<u>5-40</u>
<u>Inflation Protected (TIPS)</u>	<u>0-20</u>
<b><u>Credit Sensitive</u></b>	<b><u>0-20</u></b>
<u>Liquid</u>	<u>0-20</u>
<u>Private Debt</u>	<u>0-10</u>
<b><u>REAL ASSETS</u></b>	<b><u>5-30</u></b>
<b><u>Real Estate</u></b>	<b><u>0-15</u></b>
<u>REITs</u>	<u>0-10</u>
<u>Private Real Estate</u>	<u>0-5</u>
<b><u>Natural Resources</u></b>	<b><u>0-10</u></b>
<u>Commodities</u>	<u>0-10</u>
<u>Private Energy</u>	<u>0-5</u>
<b><u>Infrastructure</u></b>	<b><u>0-10</u></b>
<u>MLPs</u>	<u>0-10</u>
<u>Private Infrastructure</u>	<u>0-5</u>
<b><u>DIVERSIFYING STRATEGIES</u></b>	<b><u>0-20</u></b>

Category	Minimum	Maximum
<b>Appreciation/Dividend</b>		
Domestic	40	75
International	0	30
<b>Total Appreciation/Dividend</b>	<b>45</b>	<b>85</b>
<b>Income</b>		
Domestic	0	55
International	0	30
<b>Total Income</b>	<b>15</b>	<b>55</b>
<b>TOTAL PORTFOLIO</b>	<b>100%</b>	

## B. ALTERNATIVE INVESTMENTS REQUIREMENTS

Components who retain an Investment Consultant, as defined in this Policy, may invest with managers who utilize Alternative Investments:

1. Derivatives, short sales, futures, options, private placements, and otherwise prohibited investments (alternative investments) and instruments as outlined below, as long as the Endowment is a qualified investor for the product, the investment (as structured) does not expose the Endowment to risk of loss outside the actual invested amount, and the investments are supervised by an investment manager (no direct purchases).
2. Private Placements are allowed as long as the Endowment meets regulatory qualifications and no single issuer can represent more than 10% of the portfolio, with no single issue representing more than 5% of the portfolio
3. Where possible, ~~fund-of-funds and~~ pooled vehicles are the investment vehicles of choice for alternative investments as they can provide for more diversification and additional layers of oversight. These investments, in total cannot comprise more than ~~20~~35% of the Endowment Portfolio.

## C. ~~APPRECIATION/DIVIDEND AND INCOME INVESTMENTS~~GROWTH AND FIXED INCOME AND CREDIT MANAGERS

The following requirements are applied at the **Manager/Mutual Fund/ ETF/Commingled Vehicle Asset Class level:**

1. With the exception of Alternative Investments, a Minimum of **20%** of securities are to be held in a Portfolio/Fund/ETF/Commingled Vehicle.
2. If Soft Dollars are used in the account, a quarterly report of Soft Dollar usage is required to be delivered to the Component Investment Officer.
3. ~~APPRECIATION-GROWTH~~ MANAGERS (for publicly traded holdings)
  - a) A Maximum of **40%** in any one **sector** UNLESS waived by the Component Investment Officer in writing.
  - b) A Maximum of **10%** ownership of shares outstanding of a single Stock.
4. ~~FIXED INCOME AND CREDIT~~ MANAGERS
  - a) For International/Global Fixed Income managers, a Maximum of **40%** in any One Non-US Country.

D. The following requirements are applied at the **Total Portfolio level**:

1. A Maximum of **20%** of the Total Portfolio may be held in Emerging/Frontier Market securities (Regardless of asset type)
2. Excluding Pooled Vehicles, Mutual Funds, ETF's, or Managed Accounts which are Multi-Strategy and Multi-Manager products, no more than **40%** of the Portfolio may be invested in a **single** Mutual Fund or Manager
3. A Maximum of **2540%** of the **Fixed Income and credit Portfolio** may be invested below Investment Grade. For definition purposes, Non Rated securities will be considered as Below Investment Grade.

E. PROHIBITED INVESTMENTS AND ACTIVITIES

1. Investments and activities that are not expressly prohibited in this Appendix are considered allowable by this Policy.

The following are prohibited transactions and securities. Any change in this list shall require amendment of this Policy and adoption by the Board.

- a) ~~Portfolio(s) At the portfolio level,~~ may not directly purchase or sell financial futures, options, interest rate swaps, or forward rate agreements.
- b) ~~Portfolio(s) At the portfolio level,~~ may not engage directly in adjusted trading or short sales.
- ~~c) Portfolio(s) may not purchase or hold residual interests in CMOs/REMICs or mortgages servicing rights. Specific securities that may not be purchased are:
  - i. Inverse CMO floaters
  - ii. Principal only CMOs
  - iii. Interest only CMOs~~
- ~~c)~~ Except as detailed in paragraph B. above, Portfolio(s) may not directly (at the portfolio level) purchase 144A or other private placement securities not registered with the SEC unless such securities have CUSIPs, are daily priced, and are publicly traded over the counter or on a US exchange.

EXHIBIT 1  
Texas State University System  
Investment Manager and Broker/Dealer Certification

This certification is executed on behalf of \_\_\_\_\_(the Investor) and \_\_\_\_\_(the Investment Manager or Broker/Dealer) as required by the Texas State University System Investment Policy (Investment Policy) in connection with investment transactions conducted between the Investor and the Investment Manager or Broker/Dealer.

The undersigned Qualified Representative of the Investment Manager or Broker/Dealer hereby certifies that:

1. The Investment Manager or Broker/Dealer Qualified Representative is duly authorized to execute this Certification on behalf of the Investment Manager or Broker/Dealer, and
2. The Investment Manager or Broker/Dealer Qualified Representative has received and reviewed the Investment Policy furnished by the Investor, and
3. The Investment Manager or Broker/Dealer will act in accordance with the Investment Policy, and has implemented reasonable procedures and controls in an effort to preclude investment transactions conducted between the Investment Manager or Broker/Dealer and the Investor that are not authorized by the entity's investment policy, except to the extent that this authorization is dependent on an analysis of the makeup of the entity's entire portfolio or requires an interpretation of subjective investment standards.
4. For Investment Managers only—a copy of the most recent ADV and ADV brochure has been provided to the Investor.

Investment Manager or Broker/Dealer **Qualified Representative**

Signature \_\_\_\_\_

Name (Printed) \_\_\_\_\_

Title \_\_\_\_\_

Date \_\_\_\_\_

EXHIBIT 2


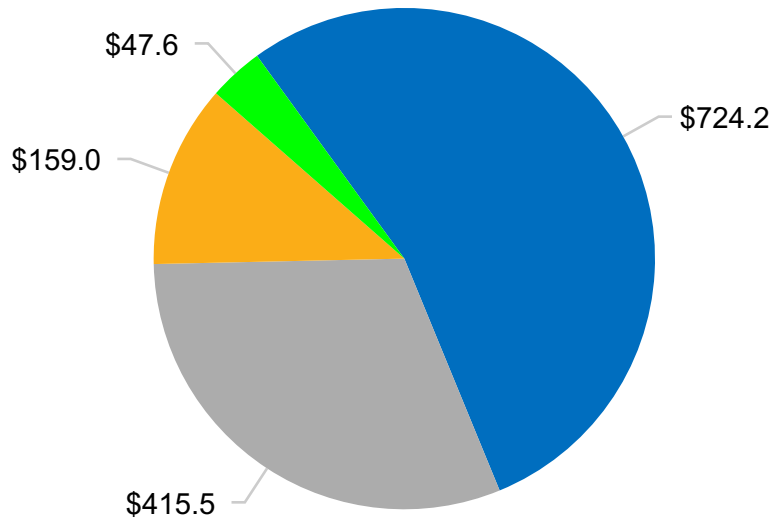
Texas State University System  
Broker/Dealer Questionnaire

Name of Texas State University System Component

Firm:	
Date Established:	
Main Office:	
Representative:	
Primary Dealer:	
Qualified Historically Underutilized Business?	
Seat on the NYSE?	
Publicly Traded? Which Exchange?	
Member NASD?	
SIPC Insured?	
Equity Position:	
Annual Revenues:	
Agency Selling Group Memberships:	
Pertinent Rankings:	
Representative Public Sector Clients:	
Date of Investment Policy:	
Date Certification Received by Component:	

## Revenue by Source

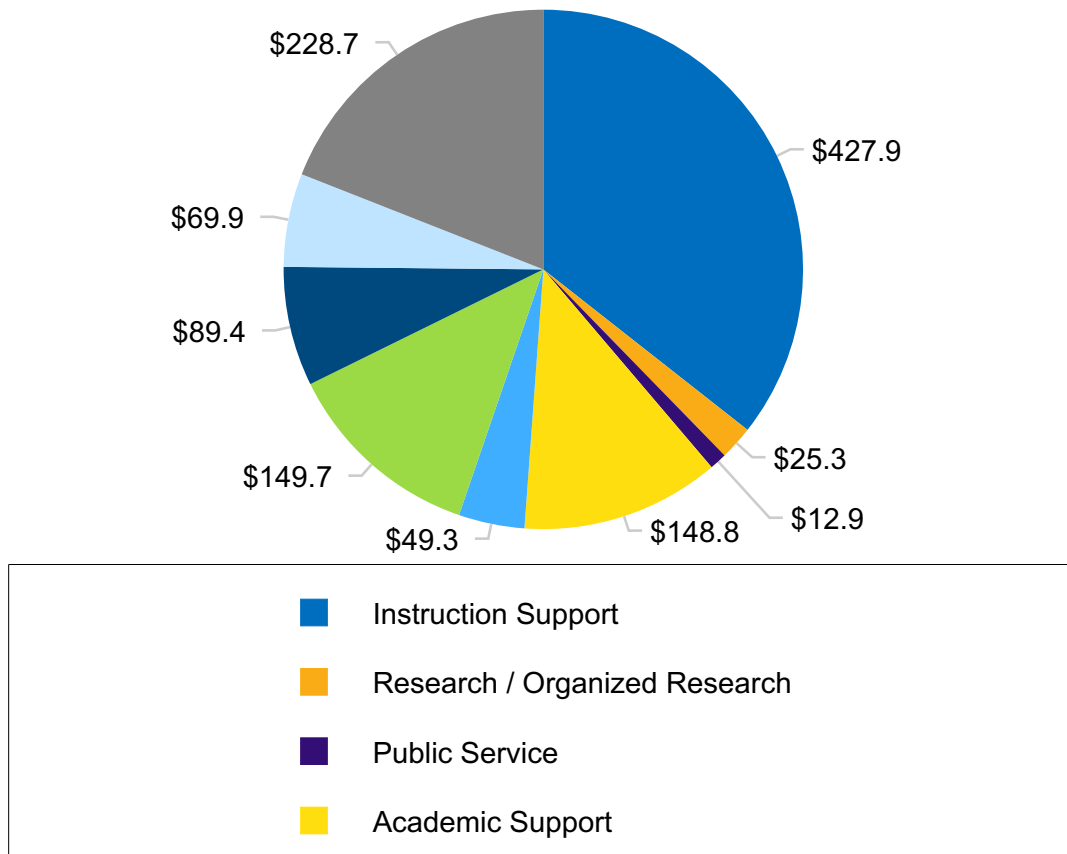
### Fiscal Year 2019 Revenue by Source (in millions)



<b>Estimated Revenue by Source</b>	<b>2018</b>	<b>2019</b>	<b>\$ Change</b>	<b>% Change</b>
Tuition and Fees	\$ 709,796,396	\$ 724,181,171	\$ 14,384,775	2.0 %
State Appropriations	419,509,991	415,468,516	(4,041,475)	(1.0)%
Sales and Services	154,730,888	158,975,141	4,244,253	2.7 %
Other	44,611,814	47,613,332	3,001,518	6.7 %
<b>Total</b>	<b>\$ 1,328,649,08</b>	<b>\$ 1,346,238,16</b>	<b>\$ 17,589,071</b>	<b>1.3 %</b>

## Expenditures by Function

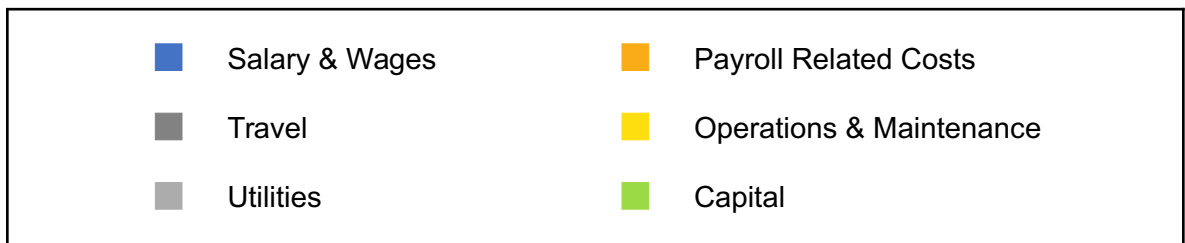
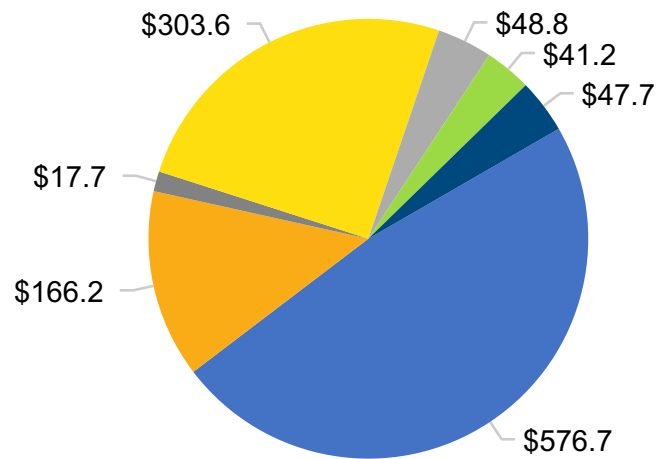
### Fiscal Year 2019 Expenditures by Function (in millions)



<u>Estimated Expenditures by</u>	<u>2018</u>	<u>2019</u>	<u>\$ Change</u>	<u>% Change</u>
Instruction Support	\$ 416,114,841	\$ 427,920,294	\$ 11,805,452	2.8 %
Research / Organized Research	20,758,555	25,313,351	4,554,795	21.9 %
Public Service	13,971,462	12,868,723	(1,102,739)	(7.9)%
Academic Support	148,744,108	148,818,153	74,045	— %
Student Support	48,164,100	49,346,172	1,182,072	2.5 %
Institutional Support	145,084,582	149,662,410	4,577,828	3.2 %
Plant Support	87,593,290	89,438,241	1,844,952	2.1 %
Scholarships & Fellowships	70,993,488	69,937,228	(1,056,260)	(1.5)%
Auxiliary Enterprises	221,840,142	228,673,808	6,833,666	3.1 %
<b>Total</b>	<b>\$ 1,173,264,56</b>	<b>\$ 1,201,978,37</b>	<b>\$ 28,713,812</b>	<b>2.4 %</b>

## Expenditures by Object Code

### Fiscal Year 2019 Expenditures by Object (in millions)





# **THE TEXAS STATE UNIVERSITY SYSTEM**



## **Operating Budget Summary Fiscal Year 2019**

Lamar University  
Sam Houston State University  
Sul Ross State University  
Sul Ross State University Rio Grande College  
Texas State University  
Lamar Institute of Technology  
Lamar State College – Orange  
Lamar State College – Port Arthur  
Texas State University System Administration

# TABLE OF CONTENTS

---

	Page
I Budget Standards	1
II. Glossary	3
III. Budget Summaries by Component	
LAMAR UNIVERSITY	6
SAM HOUSTON STATE UNIVERSITY	26
SUL ROSS STATE UNIVERSITY	46
SUL ROSS STATE UNIVERSITY - RIO GRANDE COLLEGE	67
TEXAS STATE UNIVERSITY	77
LAMAR INSTITUTE OF TECHNOLOGY	96
LAMAR STATE COLLEGE - ORANGE	109
LAMAR STATE COLLEGE - PORT ARTHUR	124
TEXAS STATE UNIVERSITY SYSTEM ADMINISTRATION	143

## Budget Standards Fiscal Year 2019

Components of the Texas State University System submit Annual Operating Budget proposals and supporting summaries that form the basis for this *Budget Summary for the Fiscal Year 2019*. Each component's budget tables and summaries provided herein and the consolidated Budget Summary are subject to the following budgetary standards for Fiscal Year 2019:

1. Each component is responsible for the accuracy and appropriateness of its operating budget and budget summary.
2. Each component's Annual Operating Budget has been prepared in accordance with the Board of Regents' *Rules and Regulations* Chapter III Sec. 6.71.
3. All material budgetary plans or budgetary intentions are reflected in each component's Operating Budget. Budgetary adjustments occurring subsequent to initial Board of Regents' approval will be reported to the Board at its regular quarterly meetings.
4. All General Revenue Fund appropriations have been budgeted to the extent they are known and available per the General Appropriations Act for the FY 2019.
5. All Institutional Funds (unrestricted current funds held outside the State Treasury) estimated income accruing to Education and General Funds, Designated Funds, and Auxiliary Funds have been budgeted to the extent they are available for operational purposes.
6. The budgeted revenues for local funds are based on conservative, reasonable, and supportable estimates of funds to be generated by each institutional component.
7. Higher Education Funds have been budgeted to the extent they will be expended or reserved to support Education and General Activities.
8. All budgeted appropriations and receipts are allocated to functions for which they may be utilized as authorized by State of Texas statute or Comptroller of Public Accounts rules and regulations.
9. Student Service Fees have been budgeted in accordance with the allocation schedule recommended by the respective component's Student Service Fee Advisory Committee.
10. There are no anticipated contingent liabilities, unfavorable settlement(s) of outstanding lawsuits, or other claims involving institutional components that would as of this date have a material effect on the proposed Operating Budget.

11. All budget adjustments for fiscal year 2018 have been or will be reported to the Board for its approval as required. Budget adjustments for fiscal year 2019 will be presented at the quarterly meetings of the Board.
12. For fiscal year 2018, no funds authorized for a specific purpose by the Board were redirected to another use without express approval of the Board. This procedure will continue to be followed for fiscal year 2019.
13. Budgetary controls are in place at each institutional component preventing payment of vendor invoices, inter-departmental transfers, and payroll if sufficient funds do not exist in an account. Guidelines have been established for a formal process to temporarily bypass the controls allowing payment, with budget transfers being made within a timely manner to cover any resulting deficit.
14. Discretionary funding for each component is not included in the budget. Gift accounts in the restricted fund group are not included in the budget.

## **GLOSSARY OF TERMS**

### Current Funds

These funds are available for use in the day-to-day operations of the institution. These include Unrestricted Current Funds (Educational and General Funds, Designated Funds and Auxiliary Funds) and Restricted Current Funds. Normally these funds would be expended within the operating cycle (fiscal year). Institutions may be required to fund costs associated with unanticipated events from reserves.

### Unrestricted Funds

These are funds over which outside parties have no direct or implied control.

### Restricted Funds

Restricted Funds are subject to some degree of direct control by outside parties. Limitations may include the purpose or timing of expenditures, among others.

### Educational and General Funds

Unrestricted Current funds are funds appropriated by the Texas Legislature. These funds consist primarily of General Revenue, Statutory Tuition and certain statutory fees.

### General Revenue Funds

This is the State's primary operating fund from which institutions and agencies receive appropriation authority to spend in a fiscal year. Appropriations not expended or committed to expenditure by the end of the fiscal year for which they were provided are returned or "lapsed" to the State. Interest earned on the General Revenue remains with the fund and does not accrue to institutions.

### Institutional Funds

Certain revenue streams generated by the institution as required by the Texas Education Code must be accounted for as Educational and General Funds. State statutes require some of these funds (statutory tuition and laboratory fees) to be deposited in the State Treasury. These funds on deposit with the State Treasury earn depository interest. They are categorized as appropriated and appear in the General Appropriations Act. Other types of Institutional Funds (indirect cost recoveries and sales and services related to academic functions) may be deposited in institutional local bank accounts.

### Current Unrestricted Funds

Current unrestricted funds are resources received that have no limitations or stipulations placed on them by external agencies or donors.

### Designated Funds

Unrestricted Current Funds that originated from Higher Education Fund (HEF) allocations, Designated Tuition, Incidental Fees, unrestricted gifts from outside parties, earnings from Endowments on which no restrictions exist and earnings on balances held in local bank accounts. HEF funds are retained in the General Revenue Fund in the State

Treasury. All other Designated Funds are retained in local bank accounts outside the State Treasury.

### Auxiliary Enterprise Funds

Also categorized as Unrestricted Current Funds, most differ from Designated Funds in that they relate to activities auxiliary to or in support of the primary purpose of the institution – the education of students. Auxiliary Enterprise Funds can be characterized as enterprises comparable to “for profit” businesses. Examples are bookstores, food-service, snack-bar and vending operations, dormitories, apartments and related residence dwellings, special event centers, stadiums and student centers, athletics and sports programs and parking facilities. These operations are similar to “for profit” businesses; however, since they provide benefit and/or convenience to the institution’s students, faculty and staff, profits may not be the primary motivation for their existence. It is not uncommon for auxiliary enterprise funds to receive support from sources outside the auxiliary-enterprise fund group.

A second category of auxiliary enterprise operations relates to certain student fee supported activities. The Student Services Fee, Student Center Fee, Recreational Sports Fee and Medical Services Fee are assessed to support in whole or in part the non-classroom activities provided for students. These activities are not necessarily enterprises, but collections of the fees provide funds to support some or all of the enterprises’ activities.

### Current Restricted Funds

Current restricted funds are resources provided to an institution that have externally established limitations or stipulations placed on their use. At the direction of the external funding source, restrictions can be broad (scholarships) or quite specific (analysis of the chemical composition of DNA). Sponsored research is a type of current restricted fund received by many institutions. Expected to be consumed in the near term, sponsored research funding includes explicit external instructions as to its use. This funding may lack flexibility, but it is essential to institutions actively engaged in research.

Internal designations placed on resources by the governing board or institutional management (assuming delegation from the governing board) constitute an allocation of current unrestricted funds. These designations can change at any time.

Any unrestricted resources designated to specific fund groups (plant, loan, or endowment) are included in such fund groups via a transfer. Transfers can be either mandatory or non-mandatory, depending on the circumstances. Mandatory transfers from one fund to another are those transfers arising, for example, from

- binding legal agreements related to the financing of educational plant and equipment, and
- grant agreements with agencies of the federal government, donors, and other organizations to match gifts and grants.

Non-mandatory transfers from one fund to another are made at the discretion of the governing board.

The recipient of a fund transfer accounts for the transaction as a transfer in. The provider of a fund transfer accounts for the transaction as a transfer out.

Expenditures of funds from contracts, grants and gifts provided by external parties (federal, state and local governmental units and the private sector) are normally subject to conditions and/or controls issued by contracting and granting agencies (contracts and grants) or by donors (gifts). Expenditures of Endowment earnings may occur on a current basis but may be restricted as to purpose. Federal financial aid, endowed scholarships and research grants are the major categories of Restricted Current Funds.

#### Higher Education Funds (HEF)

Allocations of Higher Education Funds are provided to those higher educational institutions not receiving revenues from the Permanent University Fund. These Constitutional Funds (Article VII, Section 17) remain in the State Treasury as General Revenue. HEF funds primarily support capital costs related to Educational and General activities. Institutions are allowed to expend up to 50% of their annual HEF allocation to support the cost of debt service on eligible projects.

#### Texas Public Education Grant (TPEG) Funds

The Texas Legislature has provided this measure of financial assistance to students. Pursuant to Education Code 56.033, Institutions must set aside a portion of funds from statutory tuition revenues to provide need-based scholarships and loans.



July 17, 2018

Members of the Board of Regents  
The Texas State University System

The Honorable Regents:

We are pleased to present and recommend for your approval the annual operating budget for Lamar University for the fiscal year ending August 31, 2019. This operating budget comprises all funding classified as Education and General, Designated and Auxiliary Enterprise. Development of the fiscal year 2019 budget was guided by the principles of unbiased forecasts of enrollment, revenue and expenditures, full disclosure, balance and compatibility with funding and compliance with Texas State University System and Board of Regents rules and regulations.

Assumptions pertaining to the development of this operating budget are discussed in the following.

- **Enrollment Outlook**

Following two years of substantial growth, Lamar experienced record enrollments in 2016-2017. This trend was projected to continue for 2017-2018, although at a lower rate of increase. Largely resulting from Hurricane Harvey, the opposite occurred and enrollment decreased. Additionally, factors which could not be anticipated caused a change in enrollment patterns. The university has redirected resources and made additional investments to recover from this loss.

- **Conservative forecast of tuition and fee revenue**

Revenue projections for fiscal year 2019 are based on the enrollment realized during 2017-2018 and tuition and fee increases approved by the Board of Regents.

- **Education and General Funds**

State appropriations for fiscal year 2019 were established by the 85<sup>th</sup> session of the Legislature. Education and General Funds remain relatively unchanged.

- **Designated Funds**

Revenues resulting from Student Tuition and Fees provide 94% of available Designated Funds and were reduced as an outcome of enrollment. Reduction of selected salary, maintenance and operations and travel budget pools, and a supplement of \$2,334,796 from available reserves were made to compensate for this change.



- **Auxiliary Funds**

A net increase in Auxiliary Fund budget for fiscal year 2019 results from adjustments in fee and sales revenue and planned transfers.

- **Impact on Employees**

Vacant positions will be held open or eliminated unless determined to be critical to the university. A reserve for a 1% merit based salary increase was considered but is not included in the budget at this time.

- **Continued Operations**

All essential programs, existing or planned instructional, research and service activities student support services will continue. All non-formula activities, formerly identified as Special Items, will continue to be funded at the level of the non-formula appropriation.

- **Higher Education Funds**

Lamar relies on Higher Education Funds to address capital renewal and the campus renovations needed to provide a safe environment supporting the activities and the student and faculty. Additional amounts have been and will continue to be provided to plant to reduce deferred maintenance of campus infrastructure and buildings.

Although decisions made necessary in the development of this budget were not easy, Lamar's fiscal condition remains healthy. The university manages its finances prudently, maintaining adequate reserves while continuing to invest in activities that both continue and augment our mission.

Thank you for the review and consideration of the fiscal year 2019 operating budget proposal for Lamar University. As always, we are available to respond to any questions or to provide any additional information that you may need.

Sincerely,



Kenneth R. Evans, Ph.D.  
President



Edward C. Ness  
Vice President for Finance and Operations

# Lamar University

**Table A 1**  
**Educational and General Funds**  
**Revenues and Transfers**

	FY 2018		FY 2019		Variance		Note	
	APPROVED BUDGET		PROPOSED BUDGET		DOLLAR	PERCENT		
Total Statutory Tuition and Fees	\$	19,701,189	\$	19,880,107	\$	178,918	0.91%	
State Appropriation								
Bill Pattern General Revenue	\$	45,059,816	\$	44,533,251	\$	(526,565)	-1.17%	
Benefits	\$	18,579,273	\$	17,839,078	\$	(740,195)	-3.98%	
Higher Education Fund	\$	14,101,882	\$	14,101,882	\$	-	0.00%	
Hazlewood Reimbursement	\$	-	\$	-	\$	-	0.00%	
Other	\$	3,643,721	\$	3,643,715	\$	(6)	0.00%	
Total State Appropriations	\$	81,384,692	\$	80,117,926	\$	(1,266,766)	-1.56%	
Other Revenue	\$	303,000	\$	512,516	\$	209,516	69.15%	(1)
Total Revenues	\$	101,388,881	\$	100,510,549	\$	(878,332)	-0.87%	
Transfers In								
Designated Tuition	\$	10,475,549	\$	11,310,804	\$	835,255	7.97%	(2)
Technology Service Fee	\$	-	\$	-	\$	-	0.00%	
Other	\$	-	\$	-	\$	-	0.00%	
Total Transfers In	\$	10,475,549	\$	11,310,804	\$	835,255	7.97%	
Budgeted Fund Balances	\$	-	\$	-	\$	-	0.00%	
Total Budgeted Funds	\$	111,864,430	\$	111,821,353	\$	(43,077)	-0.04%	

# Lamar University

**Table A 1**  
**Educational and General Funds**  
**Revenues and Transfers**

<b>NOTE</b>	<b>ITEM DESCRIPTION</b>	<b>AMOUNT CHANGED</b>	<b>EXPLANATION</b>
(1)	Other Revenue-TALH	\$ 209,516	Increased revenue based on prior-year actual
(2)	Designated Tuition-Transfers In	\$ 835,255	Reallocation of expenses to E&G

# Lamar University

**Table A 2**  
**Educational and General Funds**  
**Budgeted Expenditures**

	FY 2018		FY 2019		Variance		Note	
	APPROVED BUDGET		PROPOSED BUDGET		DOLLAR	PERCENT		
Instruction Support	\$	53,606,220	\$	53,539,751	\$	(66,469)	-0.12%	
Research / Organized Research	\$	1,903,029	\$	1,797,404	\$	(105,625)	-5.55%	
Public Service	\$	321,246	\$	280,451	\$	(40,795)	-12.70%	
Academic Support	\$	4,668,455	\$	4,390,938	\$	(277,517)	-5.94%	(1)
Student Service Support	\$	5,017,430	\$	4,618,979	\$	(398,451)	-7.94%	(1)
Institutional Support	\$	20,922,279	\$	19,367,492	\$	(1,554,787)	-7.43%	(1)
Plant Support	\$	5,702,622	\$	8,644,447	\$	2,941,825	51.59%	(2)
Scholarships & Fellowships	\$	-	\$	-	\$	-	0.00%	
<b>Total Expenditures</b>	<b>\$</b>	<b>92,141,281</b>	<b>\$</b>	<b>92,639,462</b>	<b>\$</b>	<b>498,181</b>	<b>0.54%</b>	
<b>Transfers Out</b>								
TPEG	\$	2,877,882	\$	2,906,484	\$	28,602	0.99%	
TRB Debt Service	\$	7,007,244	\$	6,470,138	\$	(537,106)	-7.67%	(3)
HEF - Debt Service	\$	-	\$	-	\$	-	0.00%	
HEF - Plant	\$	8,724,922	\$	8,701,882	\$	(23,040)	-0.26%	
Other	\$	1,113,101	\$	1,103,387	\$	(9,714)	-0.87%	
<b>Total Transfers Out</b>	<b>\$</b>	<b>19,723,149</b>	<b>\$</b>	<b>19,181,891</b>	<b>\$</b>	<b>(541,258)</b>	<b>-2.74%</b>	
<b>Total Budgeted Expenditures &amp; Transfers Out</b>	<b>\$</b>	<b>111,864,430</b>	<b>\$</b>	<b>111,821,353</b>	<b>\$</b>	<b>(43,077)</b>	<b>-0.04%</b>	

# Lamar University

**Table A 2**  
**Educational and General Funds**  
**Budgeted Expenditures**

<b>NOTE</b>	<b>ITEM DESCRIPTION</b>	<b>AMOUNT CHANGED</b>	<b>EXPLANATION</b>
(1)	Academic, Student Services, Institutional Support	\$ (2,230,755)	Decrease due to reallocation and expense reduction
(2)	Plant Support	\$ 2,941,825	Increase due to reallocation of expense from Designated
(3)	TRB Debt Service	\$ (537,106)	Reflects 2019 debt service schedule

# Lamar University

**Table B 1  
Designated Funds  
Revenues and Transfers**

	FY 2018		FY 2019		Variance		Note
	APPROVED BUDGET		PROPOSED BUDGET		DOLLAR	PERCENT	
<b>Tuition and Fees</b>							
Designated Tuition	\$ 69,967,562	\$	65,888,513	\$	(4,079,049)	-5.83%	(1)
Advising Fee	\$ -	\$	-	\$	-	0.00%	
Technology Use / Computer Service Fee	\$ 6,752,240	\$	6,613,440	\$	(138,800)	-2.06%	
Environmental Service Fee	\$ -	\$	-	\$	-	0.00%	
ID / One-Card Fee	\$ -	\$	-	\$	-	0.00%	
Library Fee	\$ 3,589,528	\$	3,511,184	\$	(78,344)	-2.18%	
International Education Fee	\$ -	\$	-	\$	-	0.00%	
Student Publication Fee	\$ -	\$	-	\$	-	0.00%	
Academic Program Fees	\$ 5,283,675	\$	5,123,160	\$	(160,515)	-3.04%	
Distance Learning Fee	\$ 2,546,317	\$	2,211,773	\$	(334,544)	-13.14%	(1)
Records Fee	\$ -	\$	-	\$	-	0.00%	
Recreation Fee	\$ -	\$	-	\$	-	0.00%	
University Center Fee	\$ 1,057,561	\$	806,804	\$	(250,757)	-23.71%	(1)
International Study Fee	\$ -	\$	-	\$	-	0.00%	
Repeat Fee	\$ -	\$	-	\$	-	0.00%	
Other	\$ 1,825,392	\$	1,447,693	\$	(377,699)	-20.69%	(1)
<b>Total Tuition and Fees</b>	<b>\$ 91,022,275</b>	<b>\$</b>	<b>85,602,567</b>	<b>\$</b>	<b>(5,419,708)</b>	<b>-5.95%</b>	
Investment Income	\$ 500,000	\$	525,000	\$	25,000	5.00%	
Other Revenue	\$ 2,801,761	\$	2,324,407	\$	(477,354)	-17.04%	(1)
<b>Total Revenues</b>	<b>\$ 94,324,036</b>	<b>\$</b>	<b>88,451,974</b>	<b>\$</b>	<b>(5,872,062)</b>	<b>-6.23%</b>	
<b>Transfers In</b>							
TPEG	\$ 2,877,882	\$	2,906,484	\$	28,602	0.99%	
Auxiliary Funds	\$ -	\$	-	\$	-	0.00%	
Other	\$ -	\$	-	\$	-	0.00%	
<b>Total Transfers In</b>	<b>\$ 2,877,882</b>	<b>\$</b>	<b>2,906,484</b>	<b>\$</b>	<b>28,602</b>	<b>0.99%</b>	
Budgeted Fund Balances	\$ -	\$	2,334,796	\$	2,334,796	100.00%	(2)
<b>Total Budgeted Funds</b>	<b>\$ 97,201,918</b>	<b>\$</b>	<b>93,693,254</b>	<b>\$</b>	<b>(3,508,664)</b>	<b>-3.61%</b>	

# Lamar University

**Table B 1  
Designated Funds  
Revenues and Transfers**

<b>NOTE</b>	<b>ITEM DESCRIPTION</b>	<b>AMOUNT CHANGED</b>	<b>EXPLANATION</b>
(1)	Tuition and Fees	\$ (5,042,049)	Reduction based on prior-year actual revenue and FY19 enrollment forecast
(2)	Budgeted Fund Balances	\$ 2,309,296	Supplemental use of reserves based on revenue forecast

# Lamar University

**Table B 2  
Designated Funds  
Budgeted Expenditures**

	FY 2018		FY 2019		Variance		Note	
	APPROVED BUDGET		PROPOSED BUDGET		DOLLAR	PERCENT		
Instruction Support	\$	18,269,209	\$	24,723,340	\$	6,454,131	35.33%	(1)
Research / Organized Research	\$	834,724	\$	1,101,255	\$	266,531	31.93%	(2)
Public Service	\$	936,672	\$	618,200	\$	(318,472)	-34.00%	(1)
Academic Support	\$	17,674,029	\$	13,599,933	\$	(4,074,096)	-23.05%	(2)
Student Support	\$	5,397,588	\$	6,026,822	\$	629,234	11.66%	(2)
Institutional Support	\$	9,426,719	\$	6,578,111	\$	(2,848,608)	-30.22%	(1)
Plant Support	\$	9,247,412	\$	4,633,298	\$	(4,614,114)	-49.90%	(3)
Scholarships & Fellowships	\$	17,022,882	\$	13,549,429	\$	(3,473,453)	-20.40%	(1)
<b>Total Expenditures</b>	<b>\$</b>	<b>78,809,235</b>	<b>\$</b>	<b>70,830,388</b>	<b>\$</b>	<b>(7,978,847)</b>	<b>-10.12%</b>	
Transfers Out								
System Assessment	\$	1,582,758	\$	1,958,794	\$	376,036	23.76%	(1)
Debt Service	\$	199,150	\$	214,119	\$	14,969	7.52%	
E&G	\$	10,475,549	\$	11,310,804	\$	835,255	7.97%	(3)
Auxiliary	\$	-	\$	-	\$	-	0.00%	
Other	\$	6,135,226	\$	9,379,149	\$	3,243,923	52.87%	(4)
<b>Total Transfers Out</b>	<b>\$</b>	<b>18,392,683</b>	<b>\$</b>	<b>22,862,866</b>	<b>\$</b>	<b>4,470,183</b>	<b>24.30%</b>	
<b>Total Budgeted Expenditures &amp; Transfers Out</b>	<b>\$</b>	<b>97,201,918</b>	<b>\$</b>	<b>93,693,254</b>	<b>\$</b>	<b>(3,508,664)</b>	<b>-3.61%</b>	



# Lamar University

**Table B 2  
Designated Funds  
Budgeted Expenditures**

<b>NOTE</b>	<b>ITEM DESCRIPTION</b>	<b>AMOUNT CHANGED</b>	<b>EXPLANATION</b>
(1)	Instruction Support, Public Service, Institutional Support, Scholarships, TSUS Support	\$ (6,640,534)	Decrease due to reallocation and expense reduction
(2)	Research, Academic Support, Student Support	\$ (3,178,331)	Budget change due to reallocation of expense
(3)	Plant Support, Transfer to E&G	\$ (3,778,858)	Reallocated expense to E&G
(4)	Other Transfer	\$ 3,218,423	Transfer to auxiliary based on budgeted Athletic expenditure
(5)	Instruction Support	\$ 6,454,132	Budget based upon prior-year actual expense
(6)	TSUS Support	\$ 376,036	Increase due to transfer of Audit expense to System Administration

# Lamar University

**Table C 1**  
**Auxiliary Funds**  
**Revenues and Transfers**

	FY 2018		FY 2019		Variance		Note	
	APPROVED BUDGET		PROPOSED BUDGET		DOLLAR	PERCENT		
<b>Fees</b>								
Athletic Fee	\$	2,402,265	\$	1,752,232	\$	(650,033)	-27.06%	(1)
Medical Service Fee	\$	917,054	\$	930,088	\$	13,034	1.42%	
Student Service Fee	\$	4,928,620	\$	4,774,349	\$	(154,271)	-3.13%	
Recreational Sport Fee	\$	1,887,807	\$	1,609,753	\$	(278,054)	-14.73%	(1)
Student Center Fee	\$	2,056,075	\$	1,758,590	\$	(297,485)	-14.47%	(1)
Student Bus Fee	\$	-	\$	-	\$	-	0.00%	
ID Card Fee	\$	-	\$	-	\$	-	0.00%	
Other	\$	157,000	\$	157,000	\$	-	0.00%	
<b>Total Fees</b>	<b>\$</b>	<b>12,348,821</b>	<b>\$</b>	<b>10,982,012</b>	<b>\$</b>	<b>(1,366,809)</b>	<b>-11.07%</b>	
<b>Sales and Services</b>								
	\$	-	\$	-	\$	-	0.00%	
Housing	\$	11,600,000	\$	12,316,800	\$	716,800	6.18%	(2)
Dining	\$	6,500,000	\$	6,726,249	\$	226,249	3.48%	
Parking	\$	680,000	\$	505,000	\$	(175,000)	-25.74%	
Athletics	\$	2,625,500	\$	2,682,246	\$	56,746	2.16%	
Bookstore	\$	300,000	\$	275,000	\$	(25,000)	-8.33%	
Other	\$	505,000	\$	135,000	\$	(370,000)	-73.27%	(3)
<b>Total Sales and Services</b>	<b>\$</b>	<b>22,210,500</b>	<b>\$</b>	<b>22,640,295</b>	<b>\$</b>	<b>429,795</b>	<b>1.94%</b>	
<b>Investment Income</b>								
	\$	-	\$	-	\$	-	0.00%	
<b>Other Income</b>								
	\$	1,055,000	\$	325,000	\$	(730,000)	-69.19%	(4)
<b>Total Revenues</b>	<b>\$</b>	<b>35,614,321</b>	<b>\$</b>	<b>33,947,307</b>	<b>\$</b>	<b>(1,667,014)</b>	<b>-4.68%</b>	
<b>Transfers In</b>								
Designated Tuition	\$	6,135,226	\$	9,379,149	\$	3,243,923	52.87%	(5)
Other	\$	-	\$	-	\$	-	0.00%	
<b>Total Transfers In</b>	<b>\$</b>	<b>6,135,226</b>	<b>\$</b>	<b>9,379,149</b>	<b>\$</b>	<b>3,243,923</b>	<b>52.87%</b>	
<b>Budgeted Fund Balances</b>								
	\$	-	\$	-	\$	-	0.00%	
<b>Total Budgeted Funds</b>	<b>\$</b>	<b>41,749,547</b>	<b>\$</b>	<b>43,326,456</b>	<b>\$</b>	<b>1,576,909</b>	<b>3.78%</b>	

# Lamar University

**Table C 1  
Auxiliary Funds  
Revenues and Transfers**

<b>NOTE</b>	<b>ITEM DESCRIPTION</b>	<b>AMOUNT CHANGED</b>	<b>EXPLANATION</b>
(1)	Fees	\$ (1,225,572)	Budget based on prior-year actual fee revenue.
(2)	Housing	\$ 716,800	Increase in occupancy and room fee.
(3)	Other Sales and Services	\$ (370,000)	Revenue reclassification and revenue projection based on prior-year trend.
(4)	Other Income	\$ (730,000)	Reduction for one-time gift received in prior-year
(5)	Designated-Transfer In	\$ 3,218,423	Increase based on budgeted Athletic expenditure

# Lamar University

**Table C 2**  
**Auxiliary Funds**  
**Budgeted Expenditures**

	FY 2018		FY 2019		Variance		Note	
	APPROVED BUDGET		PROPOSED BUDGET		DOLLAR	PERCENT		
Athletic Fee	\$	-	\$	-	\$	-	0.00%	
Medical Service Fee	\$	1,336,850	\$	1,336,850	\$	-	0.00%	
Student Service Fee	\$	1,839,741	\$	1,736,059	\$	(103,682)	-5.64%	
Recreational Sport Fee	\$	1,473,871	\$	1,461,871	\$	(12,000)	-0.81%	
Student Center Fee	\$	-	\$	-	\$	-	0.00%	
Student Bus Fee	\$	-	\$	-	\$	-	0.00%	
ID Card Fee	\$	-	\$	-	\$	-	0.00%	
<b>Total Fee Based Expenditures</b>	<b>\$</b>	<b>4,650,462</b>	<b>\$</b>	<b>4,534,780</b>	<b>\$</b>	<b>(115,682)</b>	<b>-2.49%</b>	
Housing	\$	5,965,053	\$	5,888,383	\$	(76,670)	-1.29%	
Dining	\$	4,735,806	\$	4,797,740	\$	61,934	1.31%	
Parking	\$	100,000	\$	305,982	\$	205,982	205.98%	(1)
Athletics	\$	13,261,839	\$	14,494,406	\$	1,232,567	9.29%	(2)
Bookstore	\$	-	\$	-	\$	-	0.00%	
Other	\$	3,077,048	\$	3,340,673	\$	263,625	8.57%	(4)
<b>Total Sales &amp; Services Based Expenditures</b>	<b>\$</b>	<b>27,139,746</b>	<b>\$</b>	<b>28,827,184</b>	<b>\$</b>	<b>1,687,438</b>	<b>6.22%</b>	
<b>Transfers Out</b>								
<b>Debt Service</b>								
Medical Service	\$	-	\$	-	\$	-	0.00%	
Athletics	\$	1,708,674	\$	1,660,800	\$	(47,874)	-2.80%	
Student Center	\$	1,418,316	\$	1,449,254	\$	30,938	2.18%	
Student Service	\$	-	\$	-	\$	-	0.00%	
Housing	\$	5,381,989	\$	5,134,231	\$	(247,758)	-4.60%	
Dining	\$	282,218	\$	311,557	\$	29,339	10.40%	
Parking and Public Safety	\$	-	\$	-	\$	-	0.00%	
Recreational Sports	\$	1,168,142	\$	1,408,650	\$	240,508	20.59%	(3)
Other	\$	-	\$	-	\$	-	0.00%	
Real Estate Rental	\$	-	\$	-	\$	-	0.00%	
Vending	\$	-	\$	-	\$	-	0.00%	
Designated Funds	\$	-	\$	-	\$	-	0.00%	
Other	\$	-	\$	-	\$	-	0.00%	
<b>Total Transfers Out</b>	<b>\$</b>	<b>9,959,339</b>	<b>\$</b>	<b>9,964,492</b>	<b>\$</b>	<b>5,153</b>	<b>0.05%</b>	
<b>Total Budgeted Expenditures &amp; Transfers Out</b>	<b>\$</b>	<b>41,749,547</b>	<b>\$</b>	<b>43,326,456</b>	<b>\$</b>	<b>1,576,909</b>	<b>3.78%</b>	

# Lamar University

## Table C 2 Auxiliary Funds Budgeted Expenditures

NOTE	ITEM DESCRIPTION	AMOUNT CHANGED	EXPLANATION
(1)	Parking	\$ 205,982	Reallocation of expense from Campus Security
(2)	Athletics	\$ 1,207,067	Increase based on prior-year actual expense and FY19 forecast
(3)	Recreational Sports Center-Debt Service	\$ 240,508	Reflects 2019 debt service schedule
(4)	Other Expense	\$ 263,625	Increase due to reallocation of expense

# Lamar University

**Table D  
Intercollegiate Athletics  
Estimated Revenue and Budgeted Expenditures  
Fiscal Year 2019**

	MEN					WOMEN				
	FOOTBALL	BASKETBALL	BASEBALL	TRACK	OTHER	BASKETBALL	VOLLEYBALL	SOFTBALL	TRACK	OTHER
<b>Revenues</b>										
<b>Sales and Service</b>										
Gate Receipts/Parking	\$ 350,000	\$ 149,000	\$ 45,650	\$ -	\$ 5,000	\$ 24,141	\$ 2,500	\$ 20,000	\$ -	\$ 3,000
Game Guarantees	\$ 475,000	\$ 175,000	\$ -	\$ -	\$ -	\$ 55,000	\$ -	\$ -	\$ -	\$ -
Concessions	\$ -	\$ -	\$ -	\$ -	\$ -	\$ -	\$ -	\$ -	\$ -	\$ -
<b>Other</b>										
Advertising	\$ -	\$ -	\$ -	\$ -	\$ -	\$ -	\$ -	\$ -	\$ -	\$ -
Licensing Fees	\$ -	\$ -	\$ -	\$ -	\$ -	\$ -	\$ -	\$ -	\$ -	\$ -
Camps	\$ -	\$ -	\$ -	\$ -	\$ -	\$ -	\$ -	\$ -	\$ -	\$ -
NCAA Revenue Sharing	\$ -	\$ -	\$ -	\$ -	\$ -	\$ -	\$ -	\$ -	\$ -	\$ -
Stadium Operations	\$ -	\$ -	\$ -	\$ -	\$ -	\$ -	\$ -	\$ -	\$ -	\$ -
Other	\$ 150,000	\$ -	\$ -	\$ -	\$ -	\$ -	\$ -	\$ -	\$ -	\$ 12,455
<b>Total Sales and Services</b>	<b>\$ 975,000</b>	<b>\$ 324,000</b>	<b>\$ 45,650</b>	<b>\$ -</b>	<b>\$ 5,000</b>	<b>\$ 79,141</b>	<b>\$ 2,500</b>	<b>\$ 20,000</b>	<b>\$ -</b>	<b>\$ 15,455</b>
Designated Tuition	\$ -	\$ -	\$ -	\$ -	\$ -	\$ -	\$ -	\$ -	\$ -	\$ -
Athletic Fee	\$ -	\$ -	\$ -	\$ -	\$ -	\$ -	\$ -	\$ -	\$ -	\$ -
<b>Total Tuition and Fees</b>	<b>\$ -</b>	<b>\$ -</b>	<b>\$ -</b>	<b>\$ -</b>	<b>\$ -</b>	<b>\$ -</b>	<b>\$ -</b>	<b>\$ -</b>	<b>\$ -</b>	<b>\$ -</b>
<b>Budgeted Fund Balances</b>	<b>\$ -</b>	<b>\$ -</b>	<b>\$ -</b>	<b>\$ -</b>	<b>\$ -</b>	<b>\$ -</b>	<b>\$ -</b>	<b>\$ -</b>	<b>\$ -</b>	<b>\$ -</b>
<b>Total Budgeted Funds</b>	<b>\$ 975,000</b>	<b>\$ 324,000</b>	<b>\$ 45,650</b>	<b>\$ -</b>	<b>\$ 5,000</b>	<b>\$ 79,141</b>	<b>\$ 2,500</b>	<b>\$ 20,000</b>	<b>\$ -</b>	<b>\$ 15,455</b>
<b>Expenditures</b>										
Salaries	\$ 962,803	\$ 455,397	\$ 306,933	\$ 108,700	\$ 134,100	\$ 305,629	\$ 98,127	\$ 126,320	\$ 45,080	\$ 243,178
Benefits	\$ 219,000	\$ 90,435	\$ 71,400	\$ 32,700	\$ 34,350	\$ 57,000	\$ 22,000	\$ 35,901	\$ 13,200	\$ 65,760
Travel	\$ 410,000	\$ 256,000	\$ 145,000	\$ 68,000	\$ 102,000	\$ 162,000	\$ 74,000	\$ 106,500	\$ 69,500	\$ 164,000
Scholarships	\$ 1,991,004	\$ 346,480	\$ 314,758	\$ 247,382	\$ 218,964	\$ 389,523	\$ 261,100	\$ 249,000	\$ 335,081	\$ 687,784
Other Maintenance & Operating	\$ 407,150	\$ 99,450	\$ 95,200	\$ 28,050	\$ 60,775	\$ 83,385	\$ 34,850	\$ 72,250	\$ 28,050	\$ 78,625
Capital	\$ -	\$ -	\$ -	\$ -	\$ -	\$ -	\$ -	\$ -	\$ -	\$ -
<b>Total Budgeted Expenditures</b>	<b>\$ 3,989,957</b>	<b>\$ 1,247,762</b>	<b>\$ 933,291</b>	<b>\$ 484,832</b>	<b>\$ 550,189</b>	<b>\$ 997,537</b>	<b>\$ 490,077</b>	<b>\$ 589,971</b>	<b>\$ 490,911</b>	<b>\$ 1,239,347</b>

**Table D**  
**Intercollegiate Athletics**  
**Estimated Revenue and Budgeted Expenditures**  
**Fiscal Year 2019**

	TOTAL MEN	TOTAL WOMEN	OTHER ACTIVITIES	ADMIN	GRAND TOTAL
<b>Revenues</b>					
<b>Sales &amp; Services</b>					
Gate Receipts	\$ 549,650	\$ 49,641	\$ -	\$ -	\$ 599,291
Games Guarantees	\$ 650,000	\$ 55,000	\$ -	\$ -	\$ 705,000
Concessions	\$ -	\$ -	\$ -	\$ -	\$ -
<b>Other</b>					
Advertising	\$ -	\$ -	\$ 370,000	\$ -	\$ 370,000
Licensing Fee	\$ -	\$ -	\$ -	\$ -	\$ -
NCAA Revenue Sharing	\$ -	\$ -	\$ 600,000	\$ -	\$ 600,000
Camps	\$ -	\$ -	\$ -	\$ -	\$ -
Stadium Operations	\$ -	\$ -	\$ 50,000	\$ -	\$ 50,000
Other	\$ 150,000	\$ 12,455	\$ 195,500	\$ -	\$ 357,955
<b>Total Sales and Services</b>	<b>\$ 1,349,650</b>	<b>\$ 117,096</b>	<b>\$ 1,215,500</b>	<b>\$ -</b>	<b>\$ 2,682,246</b>
Designated Tuition	\$ -	\$ -	\$ 9,379,149	\$ -	\$ 9,379,149
Athletic Fee	\$ -	\$ -	\$ 4,093,811	\$ -	\$ 4,093,811
<b>Total Tuition and Fees</b>	<b>\$ -</b>	<b>\$ -</b>	<b>\$ 13,472,960</b>	<b>\$ -</b>	<b>\$ 13,472,960</b>
Budgeted Fund Balances	\$ -	\$ -	\$ -	\$ -	\$ -
<b>Total Budgeted Funds</b>	<b>\$ 1,349,650</b>	<b>\$ 117,096</b>	<b>\$ 14,688,460</b>	<b>\$ -</b>	<b>\$ 16,155,206</b>
<b>Expenditures</b>					
Salaries	\$ 1,967,933	\$ 818,334	\$ -	\$ 1,440,515	\$ 4,226,782
Fringe Benefits	\$ 447,885	\$ 193,861	\$ -	\$ 346,678	\$ 988,424
Travel	\$ 981,000	\$ 576,000	\$ -	\$ 54,350	\$ 1,611,350
Scholarships	\$ 3,118,588	\$ 1,922,488	\$ -	\$ 164,000	\$ 5,205,076
O&M	\$ 690,625	\$ 297,160	\$ -	\$ 1,474,989	\$ 2,462,774
Capital	\$ -	\$ -	\$ -	\$ -	\$ -
Debt Service	\$ 1,451,030	\$ 209,770	\$ -	\$ -	\$ 1,660,800
Other	\$ -	\$ -	\$ -	\$ -	\$ -
<b>Total Budgeted Expenditures</b>	<b>\$ 8,657,061</b>	<b>\$ 4,017,613</b>	<b>\$ -</b>	<b>\$ 3,480,532</b>	<b>\$ 16,155,206</b>

# Lamar University

**TABLE E**  
**Student Services and Activities Financed by Student Services Fees**  
**Estimated Revenue, Fund Balances and Budgeted Expenditures**

	FY 2018		FY 2019		Variance		Note
	APPROVED BUDGET		PROPOSED BUDGET		DOLLAR	PERCENT	
Student Services Fee per Semester Credit Hour	\$	23.75	\$	23.75	\$	-	0.00%
Student Services Fee Fund Balance at Beginning of Year (Net of Encumbrances)	\$	-	\$	-	\$	-	0.00%
Forecasted Revenue:							
SSF Revenue	\$	4,928,620	\$	4,774,349	\$	(154,271)	-3.13%
Revenue Earned from Activities	\$	-	\$	-	\$	-	0.00%
Interest Revenue	\$	-	\$	-	\$	-	0.00%
Transfer In	\$	-	\$	-	\$	-	0.00%
Total Forecasted Revenue:	\$	4,928,620	\$	4,774,349	\$	(154,271)	-3.13%
Budgeted Student Service Fee Expenditures:							
1. Textbook Rentals	\$	-	\$	-	\$	-	0.00%
2. Recreational Activities	\$	1,473,871	\$	1,461,871	\$	(12,000)	-0.81%
3. Health and Hospital Services	\$	-	\$	-	\$	-	0.00%
4. Medical Services	\$	-	\$	-	\$	-	0.00%
5. Intramural and Intercollegiate Athletics	\$	2,466,098	\$	2,341,579	\$	(124,519)	-5.05%
6. Artists and Lecture Series	\$	204,391	\$	200,844	\$	(3,547)	-1.74%
7. Cultural Entertainment Series	\$	53,000	\$	52,475	\$	(525)	-0.99%
8. Debating and Oratorical Activities	\$	-	\$	-	\$	-	0.00%
9. Student Publications	\$	189,220	\$	180,648	\$	(8,572)	-4.53%
10. Student Government	\$	56,000	\$	55,200	\$	(800)	-1.43%
11. Student Fee Advisory Committee	\$	-	\$	-	\$	-	0.00%
12. Student Transportation Services Other Than Those in TEC 54.504, 511, 512, 513	\$	25,100	\$	24,222	\$	(878)	-3.50%
13. Other (See Detail Below)	\$	460,940	\$	457,510	\$	(3,430)	-0.74%
Total Budgeted Expenditures	\$	4,928,620	\$	4,774,349	\$	(154,271)	-3.13%
Estimated Student Services Fee Fund Balance at End of Year	\$	-	\$	-	\$	-	0.00%

Student Services Advisory Committee Meeting:

04/24/2018



**TABLE E**  
**Student Services and Activities Financed by Student Services Fees**  
**Estimated Revenue, Fund Balances and Budgeted Expenditures**

	FY 2018		FY 2019		Variance		Note
	APPROVED BUDGET		PROPOSED BUDGET		DOLLAR	PERCENT	
Title IX -Sexual Violence Education	\$	16,000	\$	16,000	\$	-	0.00%
Contingency for unanticipated expenditures or unplanned variances	\$	-	\$	-	\$	-	0.00%
International Student Council	\$	10,000	\$	9,700	\$	(300)	-3.00%
Retention (Orientation, Week of Welcome, Parents)	\$	187,500	\$	187,070	\$	(430)	-0.23%
Leadership (Leadership Development, Kemble Shaw Gentry Recognition)	\$	62,400	\$	61,400	\$	(1,000)	-1.60%
Undergraduate Research Expo	\$	7,000	\$	7,000	\$	-	0.00%
Greek Life	\$	53,500	\$	53,500	\$	-	0.00%
Ambassadors	\$	3,540	\$	2,840	\$	(700)	-19.77%
Co-sponsorship for Student Organizations	\$	39,000	\$	38,000	\$	(1,000)	-2.56%
Civic Engagement	\$	22,000	\$	22,000	\$	-	0.00%
Major Events	\$	60,000	\$	60,000	\$	-	0.00%
	\$	-	\$	-	\$	-	0.00%
Total Other	\$	460,940	\$	457,510	\$	(3,430)	-0.74%

# Lamar University

**Table F**  
**Matrix of Budgeted Operating Expenses**

	Instruction	Research	Public Service	Academic Support	Student Services	Institutional Support	Operation & Maintenance of Plant	Scholarships/ Fellowships	Auxiliary	Total Expenses
Salary	\$ 47,756,037	\$ 887,559	\$ 561,863	\$ 9,001,788	\$ 5,829,962	\$ 8,617,995	\$ 6,343,808	\$ -	\$ 8,945,230	\$ 87,944,242
Benefits	\$ 11,652,631	\$ 149,341	\$ 126,780	\$ 2,305,065	\$ 1,583,673	\$ 6,818,269	\$ 1,990,749	\$ -	\$ 2,029,543	\$ 26,656,051
Travel	\$ 375,334	\$ 126,096	\$ 24,750	\$ 211,966	\$ 208,295	\$ 155,400	\$ 28,725	\$ -	\$ 1,807,356	\$ 2,937,922
O&M	\$ 11,850,010	\$ 625,045	\$ 88,614	\$ 5,295,582	\$ 2,413,768	\$ 5,442,351	\$ 2,623,370	\$ -	\$ 11,372,911	\$ 39,711,651
Utilities	\$ 77,339	\$ 9,941	\$ 8,850	\$ 2,548	\$ 6,097	\$ 427,689	\$ 1,894,390	\$ -	\$ 1,684,205	\$ 4,111,059
Capital	\$ 671,324	\$ 332,399	\$ -	\$ 128,035	\$ 29,008	\$ 524,107	\$ 136,224	\$ -	\$ 953,925	\$ 2,775,022
Other	\$ 5,406,335	\$ 703,578	\$ 53,794	\$ 1,370,599	\$ 574,998	\$ 2,939,081	\$ 260,479	\$ 14,818,209	\$ 6,568,794	\$ 32,695,867
<b>Total Budget</b>	<b>\$ 77,789,010</b>	<b>\$ 2,833,959</b>	<b>\$ 864,651</b>	<b>\$ 18,315,583</b>	<b>\$ 10,645,801</b>	<b>\$ 24,924,892</b>	<b>\$ 13,277,745</b>	<b>\$ 14,818,209</b>	<b>\$ 33,361,964</b>	<b>\$ 196,831,814</b>

## Lamar University

Recapitulation of Budgeted Revenues, Expenditures, Transfers, and Use of Reserves  
For Fiscal Year Ending August 31, 2019

	Estimated Revenues	Transfers In	Budgeted Use of Reserves	Total Budgeted Sources	Budgeted Expenditures	Transfers Out	Total Budgeted Uses	Net Transfers *
Educational & General	\$ 100,510,549	\$ 11,310,804	\$ -	\$ 111,821,353	\$ (92,639,462)	\$ (19,181,891)	\$ (111,821,353)	\$ (7,871,087)
Designated	\$ 88,451,974	\$ 2,906,484	\$ 2,334,796	\$ 93,693,254	\$ (70,830,388)	\$ (22,862,866)	\$ (93,693,254)	\$ (19,956,382)
Auxiliary Enterprises	\$ 33,947,307	\$ 9,379,149	\$ -	\$ 43,326,456	\$ (33,361,964)	\$ (9,964,492)	\$ (43,326,456)	\$ (585,343)
<b>Total</b>	<b>\$ 222,909,830</b>	<b>\$ 23,596,437</b>	<b>\$ 2,334,796</b>	<b>\$ 248,841,063</b>	<b>\$ (196,831,814)</b>	<b>\$ (52,009,249)</b>	<b>\$ (248,841,063)</b>	<b>\$ (28,412,812)</b>



# Sam Houston State University

MEMBER THE TEXAS STATE UNIVERSITY SYSTEM

## OFFICE OF THE PRESIDENT

Dana G. Hoyt

Board of Regents  
The Texas State University System

The Honorable Regents:

Sam Houston State University submits the fiscal year 2019 Annual Operating Budget using the previously approved tuition and fee rates and the recently enacted state appropriations from the 85<sup>th</sup> Legislature. The budget includes educational and general, designated, and auxiliary enterprise activities and is balanced between revenue and expenses with no supplements from fund balance reserves. The following are the new initiatives and highlights of the 2019 Budget.

### **Enrollment Outlook:**

During fiscal year 2018, SHSU enrollment increased at a rate slightly higher than two percent (2.3%) for the Fall 2017 semester to 21,115 students, resulting in the largest enrollment in SHSU's history. For the fiscal year 2019 budget, SHSU prepared the budget on flat enrollment growth to provide a conservative budget. This approach was taken, given the volatility associated with student applications and enrollment across Texas and the United States and unknown variables associated with the impact of waivers and exemptions on tuition and fee revenue. This budget method along with, approved tuition and fee increases, and other revenue changes, allowed for institutional investment in new initiatives.

### **Educational & General Appropriated Funds:**

The institution's appropriated general revenue decreased for fiscal year 2019 by a minimal amount (approximately \$350 thousand). This decrease occurred primarily in tuition revenue bonds.

### **Designated Funds:**

The Designated Funds budget includes projected revenue increases from the Board approved designated tuition rates.

### **Auxiliary Funds:**

The auxiliary budget for FY2019 includes increases related to the Board approved rates for room and board.

### **Major Budgeted Initiatives:**

- Fourteen new faculty positions were added to accommodate enrollment and program growth.
- The budget includes significant investment in faculty and other operating costs for all programmatic areas.
- Funding for university marketing and development, information technology, enrollment management and student services, facilities maintenance and administrative support functions is also included. This is comprised of support for eight new positions in addition to increases for institutional operations. It is important to note that many of these costs were funded through reallocation of existing resources.
- Increased scholarship allocations for statutorily required programs have increased along with associated cost of attendance.

*Sam Houston State University is an Equal Opportunity/Affirmative Action Institution*

**Conclusion:**


Sam Houston State University's financial stability and enrollment growth continue to demonstrate healthy patterns. We will end fiscal year 2018 in sound financial condition. Fall 2018 operational indicators are all positive and include enrollment growth in excess of historical experience, State support, and increases in anticipated Tuition and Fees. The budget for fiscal year 2019 is a foundation for the continued growth of Sam Houston State University and the success of our students.

This budget has been carefully prepared to the best of our knowledge and abilities. Your approval is respectfully requested.

Sincerely,

  
\_\_\_\_\_  
Dana L. Hoyt, PhD, President

July 3 2018  
Date

  
\_\_\_\_\_  
J. Carlos Hernandez, EdD, CPA, Vice President for Finance & Operations

July 3, 2018  
Date

# Sam Houston State University

**Table A 1**  
**Educational and General Funds**  
**Revenues and Transfers**

	FY 2018		FY 2019		Variance		Note
	APPROVED BUDGET		PROPOSED BUDGET		DOLLAR	PERCENT	
Total Statutory Tuition and Fees	\$	30,513,299	\$	31,223,201	\$	709,902	2.33%
State Appropriation							
Bill Pattern General Revenue	\$	57,270,168	\$	56,929,285	\$	(340,883)	-0.60%
Benefits	\$	17,734,636	\$	18,300,154	\$	565,518	3.19%
Higher Education Fund	\$	17,329,858	\$	17,329,858	\$	-	0.00%
Hazlewood Reimbursement	\$	-	\$	-	\$	-	0.00%
Other	\$	4,877,240	\$	4,877,239	\$	(1)	0.00%
Total State Appropriations	\$	97,211,902	\$	97,436,536	\$	224,634	0.23%
Other Revenue	\$	266,040	\$	266,040	\$	-	0.00%
Total Revenues	\$	127,991,241	\$	128,925,777	\$	934,536	0.73%
Transfers In							
Designated Tuition	\$	-	\$	-	\$	-	0.00%
Technology Service Fee	\$	-	\$	-	\$	-	0.00%
Other	\$	-	\$	-	\$	-	0.00%
Total Transfers In	\$	-	\$	-	\$	-	0.00%
Budgeted Fund Balances	\$	-	\$	-	\$	-	0.00%
Total Budgeted Funds	\$	127,991,241	\$	128,925,777	\$	934,536	0.73%

# Sam Houston State University

**Table A 2**  
**Educational and General Funds**  
**Budgeted Expenditures**

	FY 2018		FY 2019		Variance		Note
	APPROVED BUDGET		PROPOSED BUDGET		DOLLAR	PERCENT	
Instruction Support	\$ 63,599,254		\$ 64,534,290		\$ 935,037	1.47%	
Research / Organized Research	\$ 668,009		\$ 815,723		\$ 147,714	22.11%	
Public Service	\$ 6,486,426		\$ 6,076,838		\$ (409,588)	-6.31%	1
Academic Support	\$ 28,600,308		\$ 27,905,033		\$ (695,275)	-2.43%	
Student Service Support	\$ 4,471,599		\$ 4,708,789		\$ 237,190	5.30%	2
Institutional Support	\$ 6,463,611		\$ 7,320,627		\$ 857,016	13.26%	3
Plant Support	\$ 7,430,617		\$ 7,767,687		\$ 337,070	4.54%	
Scholarships & Fellowships	\$ 3,000		\$ 3,000		\$ -	0.00%	
<b>Total Expenditures</b>	<b>\$ 117,722,824</b>		<b>\$ 119,131,987</b>		<b>\$ 1,409,163</b>	<b>1.20%</b>	
Transfers Out							
TPEG	\$ 4,119,617		\$ 4,147,490		\$ 27,873	0.68%	
TRB Debt Service	\$ 6,148,800		\$ 5,646,300		\$ (502,500)	-8.17%	4
HEF - Debt Service	\$ -		\$ -		\$ -	0.00%	
HEF - Plant	\$ -		\$ -		\$ -	0.00%	
Other	\$ -		\$ -		\$ -	0.00%	
<b>Total Transfers Out</b>	<b>\$ 10,268,417</b>		<b>\$ 9,793,790</b>		<b>\$ (474,627)</b>	<b>-4.62%</b>	
<b>Total Budgeted Expenditures &amp; Transfers Out</b>	<b>\$ 127,991,241</b>		<b>\$ 128,925,777</b>		<b>\$ 934,536</b>	<b>0.73%</b>	

# Sam Houston State University

**Table A 2**  
**Educational and General Funds**  
**Budgeted Expenditures**

NOTE	ITEM DESCRIPTION	AMOUNT CHANGED	EXPLANATION
(1)	Public Service	\$ (409,588)	Expenditure decrease due to the Forensics Science Commission was moved from our appropriation.
(2)	Student Service Support	\$ 237,190	Expenditure authority was increase from moving employees to state from local funds.
(3)	Institutional Support	\$ 857,015	Expenditure authority was increase from moving employees to state from local funds.
(4)	TRB Debt	\$ (502,500)	Expenditure authority was decrease due to the reduction in TRB appropriation.



# Sam Houston State University

**Table B 1  
Designated Funds  
Revenues and Transfers**

	FY 2018		FY 2019		Variance		Note	
	APPROVED BUDGET		PROPOSED BUDGET		DOLLAR	PERCENT		
<b>Tuition and Fees</b>								
Designated Tuition	\$	88,335,785	\$	93,562,239	\$	5,226,454	5.92%	1
Advising Fee	\$	3,026,686	\$	3,073,344	\$	46,658	1.54%	
Technology Use / Computer Service Fee	\$	16,912,531	\$	17,286,197	\$	373,666	2.21%	
Environmental Service Fee	\$	-	\$	-	\$	-	0.00%	
ID / One-Card Fee	\$	-	\$	-	\$	-	0.00%	
Library Fee	\$	3,605,277	\$	5,463,238	\$	1,857,961	51.53%	2
International Education Fee	\$	91,718	\$	93,132	\$	1,414	1.54%	
Student Publication Fee	\$	-	\$	-	\$	-	0.00%	
Academic Program Fees	\$	-	\$	-	\$	-	0.00%	
Distance Learning Fee	\$	12,735,552	\$	14,637,265	\$	1,901,713	14.93%	3
Records Fee	\$	550,306	\$	558,790	\$	8,484	1.54%	
Recreation Fee	\$	4,506,686	\$	4,627,636	\$	120,950	2.68%	
University Center Fee	\$	1,826,235	\$	1,786,258	\$	(39,977)	-2.19%	
International Study Fee	\$	44,000	\$	55,000	\$	11,000	25.00%	
Repeat Fee	\$	-	\$	-	\$	-	0.00%	
Other	\$	-	\$	-	\$	-	0.00%	
<b>Total Tuition and Fees</b>	<b>\$</b>	<b>131,634,776</b>	<b>\$</b>	<b>141,143,099</b>	<b>\$</b>	<b>9,508,323</b>	<b>7.22%</b>	
Investment Income	\$	-	\$	1,250,000	\$	1,250,000	100.00%	4
Other Revenue	\$	5,522,814	\$	5,586,598	\$	63,784	1.15%	
<b>Total Revenues</b>	<b>\$</b>	<b>137,157,590</b>	<b>\$</b>	<b>147,979,697</b>	<b>\$</b>	<b>10,822,107</b>	<b>7.89%</b>	
<b>Transfers In</b>								
TPEG	\$	4,119,617	\$	4,147,490	\$	27,873	0.68%	
Auxiliary Funds	\$	-	\$	-	\$	-	0.00%	
Other	\$	800,000	\$	-	\$	(800,000)	-100.00%	5
<b>Total Transfers In</b>	<b>\$</b>	<b>4,919,617</b>	<b>\$</b>	<b>4,147,490</b>	<b>\$</b>	<b>(772,127)</b>	<b>-15.69%</b>	
Budgeted Fund Balances	\$	-	\$	-	\$	-	0.00%	
<b>Total Budgeted Funds</b>	<b>\$</b>	<b>142,077,207</b>	<b>\$</b>	<b>152,127,187</b>	<b>\$</b>	<b>10,049,980</b>	<b>7.07%</b>	

# Sam Houston State University

**Table B 1**  
**Designated Funds**  
**Revenues and Transfers**

<b>NOTE</b>	<b>ITEM DESCRIPTION</b>	<b>AMOUNT CHANGED</b>	<b>EXPLANATION</b>
(1)	Designated Tuition	\$ 5,226,454	New board approved fee increase at November Board meeting 2017
(2)	Library Fee	\$ 1,859,961	New board approved fee increase at November Board meeting 2017
(3)	Distance Learning Fee	\$ 1,901,713	Increase in enrollment of Distance Learning Students
(4)	Investment Income	\$ 1,250,000	Investment Income moved from Auxiliary to Designated.

# Sam Houston State University

**Table B 2  
Designated Funds  
Budgeted Expenditures**

	FY 2018		FY 2019		Variance		Note
	APPROVED BUDGET		PROPOSED BUDGET		DOLLAR	PERCENT	
Instruction Support	\$ 31,800,232	\$	33,797,249	\$	1,997,017	6.28%	1
Research / Organized Research	\$ 1,980,254	\$	2,994,218	\$	1,013,964	51.20%	2
Public Service	\$ 1,365,421	\$	1,116,862	\$	(248,559)	-18.20%	3
Academic Support	\$ 34,793,070	\$	38,705,699	\$	3,912,629	11.25%	4
Student Support	\$ 11,923,909	\$	12,484,138	\$	560,229	4.70%	
Institutional Support	\$ 27,740,571	\$	28,803,299	\$	1,062,728	3.83%	
Plant Support	\$ 10,675,749	\$	11,384,705	\$	708,956	6.64%	5
Scholarships & Fellowships	\$ 12,008,083	\$	13,124,781	\$	1,116,698	9.30%	6
<b>Total Expenditures</b>	<b>\$ 132,287,289</b>	<b>\$</b>	<b>142,410,951</b>	<b>\$</b>	<b>10,123,662</b>	<b>7.65%</b>	
<b>Transfers Out</b>							
System Assessment	\$ 2,386,291	\$	2,386,291	\$	-	0.00%	
Debt Service	\$ 7,403,627	\$	7,329,945	\$	(73,682)	-1.00%	
E&G	\$ -	\$	-	\$	-	0.00%	
Auxiliary	\$ -	\$	-	\$	-	0.00%	
Other	\$ -	\$	-	\$	-	0.00%	
<b>Total Transfers Out</b>	<b>\$ 9,789,918</b>	<b>\$</b>	<b>9,716,236</b>	<b>\$</b>	<b>(73,682)</b>	<b>-0.75%</b>	
<b>Total Budgeted Expenditures &amp; Transfers Out</b>	<b>\$ 142,077,207</b>	<b>\$</b>	<b>152,127,187</b>	<b>\$</b>	<b>10,049,980</b>	<b>7.07%</b>	

# Sam Houston State University

**Table B 2  
Designated Funds  
Budgeted Expenditures**

NOTE	ITEM DESCRIPTION	AMOUNT CHANGED	EXPLANATION
(1)	Instruction Support	\$ 1,997,017	Increased funding to this area from Designated Tuition to fund new initiatives.
(2)	Research/Organized Research	\$ 1,013,964	Increased funding to this area from Designated Tuition and changing some graduate assistant to the research area.
(3)	Public Service	\$ (248,559)	Decreased funding in this are due to change in programs
(4)	Academic Support	\$ 3,912,629	Increased funding to this area from Designated Tuition, Library Fee and Distance Learning Fee.
(5)	Plant Support	\$ 708,956	Increased funding to this area from Designated Tuition for new initiatives.
(6)	Scholarships and Fellowship	\$ 1,116,698	Expenditure increase based on the estimate of expense.

# Sam Houston State University

**Table C 1  
Auxiliary Funds  
Revenues and Transfers**

	FY 2018		FY 2019		Variance		Note
	APPROVED BUDGET		PROPOSED BUDGET		DOLLAR	PERCENT	
<b>Fees</b>							
Athletic Fee	\$ 9,717,777		\$ 10,074,149		\$ 356,372	3.67%	
Medical Service Fee	\$ 3,125,090		\$ 3,178,302		\$ 53,212	1.70%	
Student Service Fee	\$ 7,775,388		\$ 7,956,610		\$ 181,222	2.33%	
Recreational Sport Fee	\$ -		\$ -		-	0.00%	
Student Center Fee	\$ 4,166,786		\$ 4,237,736		\$ 70,950	1.70%	
Student Bus Fee	\$ -		\$ -		-	0.00%	
ID Card Fee	\$ 906,319		\$ 919,751		\$ 13,432	1.48%	
Other	\$ -		\$ -		-	0.00%	
<b>Total Fees</b>	<b>\$ 25,691,360</b>		<b>\$ 26,366,548</b>		<b>\$ 675,188</b>	<b>2.63%</b>	
<b>Sales and Services</b>							
	\$ -		\$ -		-	0.00%	
Housing	\$ 19,532,250		\$ 19,825,536		\$ 293,286	1.50%	
Dining	\$ 11,040,000		\$ 13,040,000		\$ 2,000,000	18.12%	1
Parking	\$ 2,774,935		\$ 2,900,000		\$ 125,065	4.51%	
Athletics	\$ 2,581,000		\$ 2,650,000		\$ 69,000	2.67%	
Bookstore	\$ 500,000		\$ 500,000		-	0.00%	
Other	\$ -		\$ -		-	0.00%	
<b>Total Sales and Services</b>	<b>\$ 36,428,185</b>		<b>\$ 38,915,536</b>		<b>\$ 2,487,351</b>	<b>6.83%</b>	
Investment Income	\$ 1,000,000		\$ -		\$ (1,000,000)	-100.00%	2
Other Income	\$ 8,515,833		\$ 7,889,508		\$ (626,325)	-7.35%	3
<b>Total Revenues</b>	<b>\$ 71,635,378</b>		<b>\$ 73,171,592</b>		<b>\$ 1,536,214</b>	<b>2.14%</b>	
<b>Transfers In</b>							
Designated Tuition	\$ -		\$ -		-	0.00%	
Other	\$ -		\$ -		-	0.00%	
<b>Total Transfers In</b>	<b>\$ -</b>		<b>\$ -</b>		<b>\$ -</b>	<b>0.00%</b>	
Budgeted Fund Balances	\$ -		\$ -		-	0.00%	
<b>Total Budgeted Funds</b>	<b>\$ 71,635,378</b>		<b>\$ 73,171,592</b>		<b>\$ 1,536,214</b>	<b>2.14%</b>	

# Sam Houston State University

**Table C 1  
Auxiliary Funds  
Revenues and Transfers**

NOTE	ITEM DESCRIPTION	AMOUNT CHANGED	EXPLANATION
(1)	Dining	\$ 2,000,000	Increased income based of activities for FY 18
(2)	Investment Income	\$ (1,000,000)	Reclassified from Auxiliary Fund to Designated Fund.
(3)	Other Income	\$ (636,325)	Decreased income based of activities for FY 18

# Sam Houston State University

**Table C 2  
Auxiliary Funds  
Budgeted Expenditures**

	FY 2018		FY 2019		Variance		Note
	APPROVED BUDGET		PROPOSED BUDGET		DOLLAR	PERCENT	
Athletic Fee	\$ 9,592,777	\$	9,949,149	\$	\$ 356,372	3.72%	
Medical Service Fee	\$ 2,867,490	\$	2,940,452	\$	\$ 72,962	2.54%	
Student Service Fee	\$ 7,580,888	\$	7,786,960	\$	\$ 206,072	2.72%	
Recreational Sport Fee	\$ -	\$	-	\$	-	0.00%	
Student Center Fee	\$ 3,494,516	\$	3,639,343	\$	\$ 144,827	4.14%	
Student Bus Fee	\$ -	\$	-	\$	-	0.00%	
ID Card Fee	\$ 906,319	\$	919,751	\$	\$ 13,432	1.48%	
<b>Total Fee Based Expenditures</b>	<b>\$ 24,441,990</b>	<b>\$</b>	<b>25,235,655</b>	<b>\$</b>	<b>\$ 793,665</b>	<b>3.25%</b>	
Housing	\$ 11,943,058	\$	12,228,779	\$	\$ 285,721	2.39%	
Dining	\$ 10,443,793	\$	12,443,793	\$	\$ 2,000,000	19.15%	1
Parking	\$ 2,427,935	\$	2,553,000	\$	\$ 125,065	5.15%	
Athletics	\$ 2,581,000	\$	2,650,000	\$	\$ 69,000	2.67%	
Bookstore	\$ 500,000	\$	500,000	\$	-	0.00%	
Other	\$ 7,573,524	\$	6,645,889	\$	\$ (927,635)	-12.25%	2
<b>Total Sales &amp; Services Based Expenditures</b>	<b>\$ 35,469,310</b>	<b>\$</b>	<b>37,021,461</b>	<b>\$</b>	<b>\$ 1,552,151</b>	<b>4.38%</b>	
Transfers Out							
Debt Service							
Medical Service	\$ 552,600	\$	550,350	\$	\$ (2,250)	-0.41%	
Athletics	\$ 125,000	\$	125,000	\$	-	0.00%	
Student Center	\$ 715,270	\$	688,393	\$	\$ (26,877)	-3.76%	
Student Service	\$ 290,000	\$	265,150	\$	\$ (24,850)	-8.57%	
Housing	\$ 7,589,192	\$	7,596,757	\$	\$ 7,565	0.10%	
Dining	\$ 596,207	\$	596,207	\$	-	0.00%	
Parking and Public Safety	\$ 347,000	\$	347,000	\$	-	0.00%	
Recreational Sports	\$ -	\$	-	\$	-	0.00%	
Other	\$ -	\$	-	\$	-	0.00%	
Real Estate Rental	\$ 396,609	\$	393,419	\$	\$ (3,190)	-0.80%	
Vending	\$ 312,200	\$	352,200	\$	\$ 40,000	12.81%	
Designated Funds	\$ 800,000	\$	-	\$	\$ (800,000)	-100.00%	3
Other	\$ -	\$	-	\$	-	0.00%	
<b>Total Transfers Out</b>	<b>\$ 11,724,078</b>	<b>\$</b>	<b>10,914,476</b>	<b>\$</b>	<b>\$ (809,602)</b>	<b>-6.91%</b>	
<b>Total Budgeted Expenditures &amp; Transfers Out</b>	<b>\$ 71,635,378</b>	<b>\$</b>	<b>73,171,592</b>	<b>\$</b>	<b>\$ 1,536,214</b>	<b>2.14%</b>	

# Sam Houston State University

**Table C 2  
Auxiliary Funds  
Budgeted Expenditures**

NOTE	ITEM DESCRIPTION	AMOUNT CHANGED	EXPLANATION
(1) Dining		\$ 2,000,000	Expenditure authority was increased based on increase in revenue.
(2) Other		\$ (927,635)	Expenditure authority was decreased base on decrease in revenue.
(3) Designated Funds		\$ (800,000)	Due to reclass of Investment Income the transfer out was cancel.



# Sam Houston State University

**Table D**  
**Intercollegiate Athletics**  
**Estimated Revenue and Budgeted Expenditures**  
**Fiscal Year 2019**

	MEN					WOMEN				
	FOOTBALL	BASKETBALL	BASEBALL	TRACK	OTHER	BASKETBALL	VOLLEYBALL	SOFTBALL	TRACK	OTHER
<b>Revenues</b>										
Sales and Service										
Gate Receipts/Parking	\$ 608,000	\$ 55,000	\$ 110,000	\$ -	\$ -	\$ 10,000	\$ 5,000	\$ 12,000	\$ -	\$ -
Game Guarantees	\$ -	\$ 300,000	\$ 3,000	\$ -	\$ -	\$ 54,000	\$ -	\$ -	\$ -	\$ 3,000
Concessions	\$ 40,000	\$ -	\$ 17,000	\$ -	\$ -	\$ -	\$ -	\$ 4,000	\$ -	\$ -
Other										
Advertising	\$ -	\$ -	\$ -	\$ -	\$ -	\$ -	\$ -	\$ -	\$ -	\$ -
Licensing Fees	\$ -	\$ -	\$ -	\$ -	\$ -	\$ -	\$ -	\$ -	\$ -	\$ -
Camps	\$ -	\$ -	\$ -	\$ -	\$ -	\$ -	\$ -	\$ -	\$ -	\$ -
NCAA Revenue Sharing	\$ -	\$ -	\$ -	\$ -	\$ -	\$ -	\$ -	\$ -	\$ -	\$ -
Stadium Operations	\$ -	\$ -	\$ -	\$ -	\$ -	\$ -	\$ -	\$ -	\$ -	\$ -
Other	\$ -	\$ -	\$ -	\$ -	\$ -	\$ -	\$ -	\$ -	\$ -	\$ -
<b>Total Sales and Services</b>	<b>\$ 648,000</b>	<b>\$ 355,000</b>	<b>\$ 130,000</b>	<b>\$ -</b>	<b>\$ -</b>	<b>\$ 64,000</b>	<b>\$ 5,000</b>	<b>\$ 16,000</b>	<b>\$ -</b>	<b>\$ 3,000</b>
Designated Tuition	\$ 1,441,944	\$ 130,966	\$ 267,790	\$ -	\$ 162,996	\$ 343,320	\$ 274,656	\$ 274,656	\$ -	\$ 507,672
Athletic Fee	\$ 2,112,784	\$ 1,024,710	\$ 696,176	\$ 584,078	\$ 118,662	\$ 552,950	\$ 259,728	\$ 338,168	\$ 584,078	\$ 1,056,737
<b>Total Tuition and Fees</b>	<b>\$ 3,554,728</b>	<b>\$ 1,155,676</b>	<b>\$ 963,966</b>	<b>\$ 584,078</b>	<b>\$ 281,658</b>	<b>\$ 896,270</b>	<b>\$ 534,384</b>	<b>\$ 612,824</b>	<b>\$ 584,078</b>	<b>\$ 1,564,409</b>
<b>Budgeted Fund Balances</b>										
	\$ -	\$ -	\$ -	\$ -	\$ -	\$ -	\$ -	\$ -	\$ -	\$ -
<b>Total Budgeted Funds</b>	<b>\$ 4,202,728</b>	<b>\$ 1,510,676</b>	<b>\$ 1,093,966</b>	<b>\$ 584,078</b>	<b>\$ 281,658</b>	<b>\$ 960,270</b>	<b>\$ 539,384</b>	<b>\$ 628,824</b>	<b>\$ 584,078</b>	<b>\$ 1,567,409</b>
<b>Expenditures</b>										
Salaries	\$ 1,187,784	\$ 365,632	\$ 381,176	\$ 93,392	\$ 58,662	\$ 286,200	\$ 139,728	\$ 138,168	\$ 93,392	\$ 342,804
Benefits	\$ 350,000	\$ 110,000	\$ 115,000	\$ 28,000	\$ 20,000	\$ 95,000	\$ 40,000	\$ 50,000	\$ 28,000	\$ 113,500
Travel	\$ 274,000	\$ 187,500	\$ 100,000	\$ 50,000	\$ 20,000	\$ 51,750	\$ 60,000	\$ 100,000	\$ 50,000	\$ 150,000
Scholarships	\$ 1,441,944	\$ 372,544	\$ 267,790	\$ 350,186	\$ 162,996	\$ 343,320	\$ 274,656	\$ 274,656	\$ 350,187	\$ 828,104
Other Maintenance & Operating	\$ 301,000	\$ 120,000	\$ 100,000	\$ 62,500	\$ 20,000	\$ 120,000	\$ 20,000	\$ 50,000	\$ 62,500	\$ 130,000
Capital	\$ -	\$ -	\$ -	\$ -	\$ -	\$ -	\$ -	\$ -	\$ -	\$ -
<b>Total Budgeted Expenditures</b>	<b>\$ 3,554,728</b>	<b>\$ 1,155,676</b>	<b>\$ 963,966</b>	<b>\$ 584,078</b>	<b>\$ 281,658</b>	<b>\$ 896,270</b>	<b>\$ 534,384</b>	<b>\$ 612,824</b>	<b>\$ 584,079</b>	<b>\$ 1,564,408</b>

**Table D**  
**Intercollegiate Athletics**  
**Estimated Revenue and Budgeted Expenditures**  
**Fiscal Year 2019**

	TOTAL MEN	TOTAL WOMEN	OTHER ACTIVITIES	ADMIN	GRAND TOTAL
<b>Revenues</b>					
Sales & Services					
Gate Receipts	\$ 773,000	\$ 27,000	\$ -	\$ -	\$ 800,000
Games Guarantees	\$ 303,000	\$ 57,000	\$ -	\$ -	\$ 360,000
Concessions	\$ 57,000	\$ 4,000	\$ -	\$ 24,000	\$ 85,000
Other					
Advertising	\$ -	\$ -	\$ -	\$ 400,000	\$ 400,000
Licensing Fee	\$ -	\$ -	\$ -	\$ 150,000	\$ 150,000
NCAA Revenue Sharing	\$ -	\$ -	\$ -	\$ 800,000	\$ 800,000
Camps	\$ -	\$ -	\$ -	\$ -	\$ -
Stadium Operations	\$ -	\$ -	\$ -	\$ 55,000	\$ 55,000
Other	\$ -	\$ -	\$ -	\$ -	\$ -
Total Sales and Services	\$ 1,133,000	\$ 88,000	\$ -	\$ 1,429,000	\$ 2,650,000
Designated Tuition	\$ 2,003,696	\$ 1,400,304	\$ -	\$ -	\$ 3,404,000
Athletic Fee	\$ 4,536,410	\$ 2,791,661	\$ -	\$ 2,746,078	\$ 10,074,149
Total Tuition and Fees	\$ 6,540,106	\$ 4,191,965	\$ -	\$ 2,746,078	\$ 13,478,149
Budgeted Fund Balances	\$ -	\$ -	\$ -	\$ -	\$ -
Total Budgeted Funds	\$ 7,673,106	\$ 4,279,965	\$ -	\$ 4,175,078	\$ 16,128,149
<b>Expenditures</b>					
Salaries	\$ 2,086,646	\$ 1,000,292	\$ -	\$ 2,505,160	\$ 5,592,098
Fringe Benefits	\$ 623,000	\$ 326,500	\$ -	\$ 500,000	\$ 1,449,500
Travel	\$ 631,500	\$ 411,750	\$ -	\$ 18,500	\$ 1,061,750
Scholarships	\$ 2,595,460	\$ 2,070,923	\$ -	\$ 160,215	\$ 4,826,598
O&M	\$ 603,500	\$ 382,500	\$ -	\$ 1,887,203	\$ 2,873,203
Capital	\$ -	\$ -	\$ -	\$ 200,000	\$ 200,000
Debt Service	\$ -	\$ -	\$ -	\$ 125,000	\$ 125,000
Other	\$ -	\$ -	\$ -	\$ -	\$ -
Total Budgeted Expenditures	\$ 6,540,106	\$ 4,191,965	\$ -	\$ 5,396,078	\$ 16,128,149

# Sam Houston State University

**TABLE E**  
**Student Services and Activities Financed by Student Services Fees**  
**Estimated Revenue, Fund Balances and Budgeted Expenditures**

	FY 2018		FY 2019		Variance		Note
	APPROVED BUDGET		PROPOSED BUDGET		DOLLAR	PERCENT	
Student Services Fee per Semester Credit Hour	\$	16	\$	16	\$	-	0.00%
Student Services Fee Fund Balance at Beginning of Year (Net of Encumbrances)	\$	1,266,420	\$	1,455,267	\$	188,847	14.91%
Forecasted Revenue:							
SSF Revenue	\$	7,775,388	\$	7,956,610	\$	181,222	2.33%
Revenue Earned from Activities	\$	95,500	\$	95,500	\$	-	0.00%
Interest Revenue	\$	-	\$	-	\$	-	0.00%
Transfer In	\$	-	\$	-	\$	-	0.00%
Total Forecasted Revenue:	\$	7,870,888	\$	8,052,110	\$	181,222	2.30%
Budgeted Student Service Fee Expenditures:							
1. Textbook Rentals	\$	-	\$	-	\$	-	0.00%
2. Recreational Activities	\$	-	\$	-	\$	-	0.00%
3. Health and Hospital Services	\$	-	\$	-	\$	-	0.00%
4. Medical Services	\$	-	\$	-	\$	-	0.00%
5. Intramural and Intercollegiate Athletics	\$	-	\$	-	\$	-	0.00%
6. Artists and Lecture Series	\$	-	\$	-	\$	-	0.00%
7. Cultural Entertainment Series	\$	648,500	\$	680,500	\$	32,000	4.93%
8. Debating and Oratorical Activities	\$	-	\$	-	\$	-	0.00%
9. Student Publications	\$	500	\$	500	\$	-	0.00%
10. Student Government	\$	75,000	\$	75,150	\$	150	0.20%
11. Student Fee Advisory Committee	\$	-	\$	-	\$	-	0.00%
12. Student Transportation Services Other Than Those in TEC 54.504, 511, 512, 513	\$	-	\$	-	\$	-	0.00%
13. Other (See Detail Below)	\$	7,146,888	\$	7,295,960	\$	149,072	2.09%
Total Budgeted Expenditures	\$	7,870,888	\$	8,052,110	\$	181,222	2.30%
Estimated Student Services Fee Fund Balance at End of Year	\$	1,266,420	\$	1,455,267	\$	188,847	14.91%

Student Services Advisory Committee Meeting:

03/23/2018

**TABLE E**  
**Student Services and Activities Financed by Student Services Fees**  
**Estimated Revenue, Fund Balances and Budgeted Expenditures**

	FY 2018		FY 2019		Variance		Note
	APPROVED BUDGET		PROPOSED BUDGET		DOLLAR	PERCENT	
Detail of Other:							
Counseling Center	\$	655,000	\$	755,125	\$	100,125	15.29%
Special Population	\$	409,586	\$	444,736	\$	35,150	8.58%
Legal Services for Students	\$	245,708	\$	254,708	\$	9,000	3.66%
Student Travel	\$	383,000	\$	438,000	\$	55,000	14.36%
Scholarship Program	\$	396,200	\$	369,200	\$	(27,000)	-6.81%
Dean of Student Life Salary Personnel	\$	1,210,167	\$	1,113,540	\$	(96,627)	-7.98%
Student Activities Salaries	\$	428,832	\$	437,288	\$	8,456	1.97%
Student Support Service	\$	542,000	\$	642,431	\$	100,431	18.53%
University Camp Phase II	\$	1,390,114	\$	1,354,651	\$	(35,463)	-2.55%
Student Service Construction	\$	386,281	\$	386,281	\$	-	0.00%
	\$	1,100,000	\$	1,100,000	\$	-	0.00%
Total Other	\$	7,146,888	\$	7,295,960	\$	149,072	2.09%

## Sam Houston State University

**Table F**  
**Matrix of Budgeted Operating Expenses**

	Instruction	Research	Public Service	Academic Support	Student Services	Institutional Support	Operation & Maintenance of Plant	Scholarships/ Fellowships	Auxiliary	Total Expenses
Salary	\$ 77,782,212	\$ 2,521,757	\$ 4,157,335	\$ 22,063,344	\$ 11,039,581	\$ 14,674,872	\$ 10,378,633	\$ 162,000	\$ 18,765,441	\$ 161,545,175
Benefits	\$ 17,465,992	\$ 763,041	\$ 1,486,155	\$ 5,336,650	\$ 2,548,632	\$ 5,580,995	\$ 2,289,676	\$ -	\$ 4,966,579	\$ 40,437,720
Travel	\$ 631,500	\$ 60,717	\$ 57,500	\$ 1,956,865	\$ 252,336	\$ 418,056	\$ 65,345	\$ -	\$ 1,751,157	\$ 5,193,476
O&M	\$ 2,464,635	\$ 440,226	\$ 2,287,679	\$ 17,098,436	\$ 3,021,319	\$ 6,777,156	\$ 2,571,810	\$ 20,822,116	\$ 28,355,562	\$ 83,838,939
Utilities	\$ 2,201	\$ 4,200	\$ 150,843	\$ 310,386	\$ 247,559	\$ 21,860	\$ 3,832,679	\$ -	\$ 3,560,159	\$ 8,129,887
Capital	\$ 35,000	\$ 20,000	\$ 4,188	\$ 19,064,865	\$ 383,500	\$ 74,837	\$ 214,249	\$ -	\$ 4,858,218	\$ 24,654,857
Other	\$ -	\$ -	\$ -	\$ -	\$ -	\$ -	\$ -	\$ -	\$ -	\$ -
<b>Total Budget</b>	<b>\$ 98,381,540</b>	<b>\$ 3,809,941</b>	<b>\$ 8,143,700</b>	<b>\$ 65,830,546</b>	<b>\$ 17,492,927</b>	<b>\$ 27,547,776</b>	<b>\$ 19,352,392</b>	<b>\$ 20,984,116</b>	<b>\$ 62,257,116</b>	<b>\$ 323,800,054</b>

**SAM HOUSTON STATE UNIVERSITY**

**Table G  
Restricted Funds  
Budgeted Revenues, Expense, and Transfers  
Year Ending August 31, 2019**

	<b>Revenue</b>	<b>Salaries</b>	<b>Travel</b>	<b>O &amp; M</b>	<b>Utilities</b>	<b>Capital</b>	<b>Total</b>
<b>Charter School</b>	\$ 2,379,300.00	\$ 1,736,567.00	\$ 30,000.00	\$ 612,733.00	\$ -	\$ -	\$ 2,379,300.00
	<b>\$ 2,379,300.00</b>	<b>\$ 1,736,567.00</b>	<b>\$ 30,000.00</b>	<b>\$ 612,733.00</b>	<b>\$ -</b>	<b>\$ -</b>	<b>\$ 2,379,300.00</b>

## Sam Houston State University

Recapitulation of Budgeted Revenues, Expenditures, Transfers, and Use of Reserves  
For Fiscal Year Ending August 31, 2019

	Estimated Revenues	Transfers In	Budgeted Use of Reserves	Total Budgeted Sources	Budgeted Expenditures	Transfers Out	Total Budgeted Uses	Net Transfers *
Educational & General	\$ 128,925,777	\$ -	\$ -	\$ 128,925,777	\$ (119,131,987)	\$ (9,793,790)	\$ (128,925,777)	\$ (9,793,790)
Designated	\$ 147,979,697	\$ 4,147,490	\$ -	\$ 152,127,187	\$ (142,410,951)	\$ (9,716,236)	\$ (152,127,187)	\$ (5,568,746)
Auxiliary Enterprises	\$ 73,171,592	\$ -	\$ -	\$ 73,171,592	\$ (62,257,116)	\$ (10,914,476)	\$ (73,171,592)	\$ (10,914,476)
<b>Total</b>	<b>\$ 350,077,066</b>	<b>\$ 4,147,490</b>	<b>\$ -</b>	<b>\$ 354,224,556</b>	<b>\$ (323,800,054)</b>	<b>\$ (30,424,502)</b>	<b>\$ (354,224,556)</b>	<b>\$ (26,277,012)</b>



**SUL ROSS STATE UNIVERSITY**  
MEMBER THE TEXAS STATE UNIVERSITY SYSTEM™  
ALPINE, TEXAS 79832

Office of  
Vice President for Finance and Operations

Post Office Box C-118  
(432) 837-8076  
Fax (432) 837-8905

July 16, 2018

Board of Regents  
Texas State University System  
Austin, Texas

The Honorable Regents:

The following initiatives and/or highlights are included in the proposed FY2019 Operating Budget for Sul Ross State University – Alpine and Sul Ross State University – Rio Grande College.

**General Revenue Appropriations:**

SBI, 85th Legislature appropriated General Revenue for Sul Ross – Alpine for FY 2019 at \$1,180,052 less than the amount appropriated for FY 2018. However, \$1,193,867 of that was a reduction in debt service no longer needed so the net effect is an increase of \$13,815. For Sul Ross Rio Grande College, the appropriations were basically flat with a slight increase of \$3,005. These numbers represent the net changes to formula, debt service, research funding, and non-formula support. The appropriations for staff group insurance premiums for FY 2019 were increased by \$114,791 for Alpine and \$15,979 for Rio Grande College.

**Fee and Other Revenues:**

For FY 2018, Sul Ross – Alpine experienced stable enrollment while Sul Ross Rio Grande College experienced a decline in the spring and summer I semesters. We projected enrollment for FY 2019 utilizing a three year trend analysis by semester. The result of this analysis resulted in lower projected enrollment. Because of this decline, budgeted semester credit hours for Alpine are approximately 1,454 less in FY 2019 than that budgeted in FY 2018. Sul Ross Rio Grande College decrease in projected enrollment is 1,780 semester credit hours. These enrollment increases resulted in decreases in budgeted revenue for all fees except those with approved rate increases.

We are projecting higher housing revenue than the current fiscal year at \$167,000. Occupancy for FY 2018 continued to improve. In addition to improved occupancy, the refinancing of the Housing Complex Bonds generated savings which are redirected to funding of the President's Access Initiative Scholarship program and other housing improvements. Each annual cohort in this program requires \$75,000 and FY 2019 will have a full four year cohort. Fund balance in Pledged Auxiliary Enterprises after providing for debt service and this scholarship program



continues to be strong.

Budgeted transfers to fund the President's Access Initiative and to pay the debt service due in 2019 are within the available revenues for 2019. The scheduled debt service for 2019 is increasing from the low levels resulting from the previous refinancing.

### **Sul Ross Legacy Plan 2018**

In order to address the anticipated revenue shortfalls from reduced enrollments as well as anticipated reductions in state funding, Sul Ross implemented the Legacy Plan 2018. The goal of this plan was to identify strategies and initiatives aimed at preserving and enhancing the Sul Ross legacy of academic excellence, unique and life changing student experiences, affordability, cutting edge research, service and outreach. This plan is ongoing but appears to be successful.

In summary, the university was able to meet the reductions in revenue resulting from the enrollment declines, fund the increased cost of debt service for housing bonds, hire additional faculty needed in critical areas, increase housing budgets for maintenance, provide employee pay raises of 2% with a minimum of \$720, and still see an improvement in the use of reserves for the budget. We continue to evaluate new initiatives and anticipate continued savings.

### **Impact to Employees:**

The proposed FY 2019 Operating Budget provides for pay raises of 2% with a minimum of \$720. Generally, we have not changed/impacted budgets for undergraduate and graduate student employment compared to the 2018 budget other than some redirection from non-need based to need based funding.

### **Lease Costs – RGC:**

Sul Ross –RGC net overall lease costs decreased by approximately \$30K as a result of the increase in CPI and the elimination of leased space in Castroville. The total lease costs for FY 2019 are approximately \$1.39M for all three sites. These lease costs include all building maintenance, security, utilities, and grounds keeping.

### **Current Overall Fiscal Condition:**

As reflected on the summary page of the Operating Budget for FY 2019, the University is continuing to maintain a good financial status. Alpine fund balance improved while Sul Ross Rio Grande College declined. Combined, the effect was basically flat. All Educational and General Fund expenditures are included in the E&G budget section and because appropriations and related tuition revenue are not sufficient to fully fund these expenditures, a supplement from Designated Funds is required for each campus. For FY 2019, the supplements are \$2,764,267 for Alpine and \$1,658,008 for Sul Ross Rio Grande College. Both of these are improved from FY 2018. In addition for Alpine, a transfer of \$1,579,591 to Unpledged Auxiliary is budgeted to supplement funding for the athletics program and the University Center. The auxiliary transfer is increased from FY 2018 as a result of reclassification of several coaches to 100% athletic duties, the transfer of Graduate Assistants to athletics, and the addition of assistant coaches in two sports.

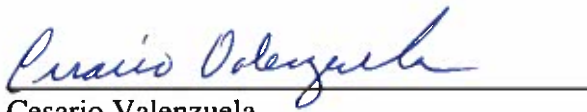
We believe we have taken a conservative approach in budgeting enrollment and related revenues. Growth in enrollment remains the critical element to continued strengthening of fund balances.

In summary, the overall financial condition of Sul Ross State University remains strong. Enrollment improvements along with the implementation of the Legacy Plan 2018 strategies will continue as the critical keys to ensuring the long term financial stability of Sul Ross State University-Alpine and Sul Ross Rio Grande College. Stable or increased enrollment is necessary to provide appropriate revenues. We are optimistic that Fall 2018 enrollments will be stable as Summer II enrollments appear strong. Our conservative approach to this budget should allow the Alpine and RGC fund balances to remain stable.



William L. Kibler, Ph.D.  
President

7/16/18  
Date



Cesario Valenzuela  
Vice President for Finance and Operations

7/16/18  
Date

# Sul Ross State University

**Table A 1**  
**Educational and General Funds**  
**Revenues and Transfers**

	FY 2018		FY 2019		Variance		Note	
	APPROVED BUDGET		PROPOSED BUDGET		DOLLAR	PERCENT		
Total Statutory Tuition and Fees	\$	2,587,000	\$	2,580,800	\$	(6,200)	-0.24%	
State Appropriation								
Bill Pattern General Revenue	\$	11,895,228	\$	10,715,176	\$	(1,180,052)	-9.92%	1
Benefits	\$	3,878,305	\$	3,925,562	\$	47,257	1.22%	
Higher Education Fund	\$	2,135,523	\$	2,135,523	\$	-	0.00%	
Hazlewood Reimbursement	\$	-	\$	48,083	\$	48,083	100.00%	
Other	\$	-	\$	-	\$	-	0.00%	
Total State Appropriations	\$	17,909,056	\$	16,824,344	\$	(1,084,712)	-6.06%	
Other Revenue	\$	19,000	\$	24,000	\$	5,000	26.32%	
Total Revenues	\$	20,515,056	\$	19,429,144	\$	(1,085,912)	-5.29%	
Transfers In								
Designated Tuition	\$	2,829,977	\$	2,289,267	\$	(540,710)	-19.11%	2
Technology Service Fee	\$	475,000	\$	475,000	\$	-	0.00%	
Other	\$	1,329,109	\$	1,249,145	\$	(79,964)	-6.02%	
Total Transfers In	\$	4,634,086	\$	4,013,412	\$	(620,674)	-13.39%	
Budgeted Fund Balances	\$	-	\$	-	\$	-	0.00%	
Total Budgeted Funds	\$	25,149,142	\$	23,442,556	\$	(1,706,586)	-6.79%	

# Sul Ross State University

**Table A 1**  
**Educational and General Funds**  
**Revenues and Transfers**

<b>NOTE</b>	<b>ITEM DESCRIPTION</b>	<b>AMOUNT CHANGED</b>	<b>EXPLANATION</b>
(1)	Bill Pattern General Revenue	\$ (1,180,052)	Represents the reduction in General Revenue Appropriations for TRB Debt Service in 2019.
(2)	Designated Tuition Transfer In	\$ (540,710)	The implementation of the 2018 Legacy Plan resulted in reduced expenditures and a reduced reliance on Designated Tuition for the E&G budget.

# Sul Ross State University

**Table A 2**  
**Educational and General Funds**  
**Budgeted Expenditures**

	FY 2018		FY 2019		Variance		Note	
	APPROVED BUDGET		PROPOSED BUDGET		DOLLAR	PERCENT		
Instruction Support	\$	9,642,164	\$	9,523,234	\$	(118,930)	-1.23%	
Research / Organized Research	\$	272,695	\$	273,794	\$	1,099	0.40%	
Public Service	\$	166,654	\$	166,654	\$	-	0.00%	
Academic Support	\$	1,740,904	\$	1,642,421	\$	(98,483)	-5.66%	
Student Service Support	\$	1,467,921	\$	1,458,192	\$	(9,729)	-0.66%	
Institutional Support	\$	5,565,138	\$	5,268,312	\$	(296,826)	-5.33%	1
Plant Support	\$	2,955,856	\$	3,045,580	\$	89,724	3.04%	
Scholarships & Fellowships	\$	285,826	\$	215,826	\$	(70,000)	-24.49%	
<b>Total Expenditures</b>	<b>\$</b>	<b>22,097,158</b>	<b>\$</b>	<b>21,594,013</b>	<b>\$</b>	<b>(503,145)</b>	<b>-2.28%</b>	
Transfers Out								
TPEG	\$	325,890	\$	317,610	\$	(8,280)	-2.54%	
TRB Debt Service	\$	2,726,094	\$	1,530,933	\$	(1,195,161)	-43.84%	2
HEF - Debt Service	\$	-	\$	-	\$	-	0.00%	
HEF - Plant	\$	-	\$	-	\$	-	0.00%	
Other	\$	-	\$	-	\$	-	0.00%	
<b>Total Transfers Out</b>	<b>\$</b>	<b>3,051,984</b>	<b>\$</b>	<b>1,848,543</b>	<b>\$</b>	<b>(1,203,441)</b>	<b>-39.43%</b>	
<b>Total Budgeted Expenditures &amp; Transfers Out</b>	<b>\$</b>	<b>25,149,142</b>	<b>\$</b>	<b>23,442,556</b>	<b>\$</b>	<b>(1,706,586)</b>	<b>-6.79%</b>	

# Sul Ross State University

**Table A 2**  
**Educational and General Funds**  
**Budgeted Expenditures**

NOTE	ITEM DESCRIPTION	AMOUNT CHANGED	EXPLANATION
(1)		\$ (296,826)	Reductions in expenditures resulting from the implementation of the 2018 Legacy Plan.
	Institutional Support Expenditures		
(2)		\$ (1,195,161)	Reduction is due to TRB Debt service no longer needed due to retired bonds.
	TRB Debt Service		

# Sul Ross State University

**Table B 1  
Designated Funds  
Revenues and Transfers**

	FY 2018		FY 2019		Variance		Note
	APPROVED BUDGET		PROPOSED BUDGET		DOLLAR	PERCENT	
<b>Tuition and Fees</b>							
Designated Tuition	\$	6,171,000	\$	6,297,000	\$	126,000	2.04%
Advising Fee	\$	-	\$	-	\$	-	0.00%
Technology Use / Computer Service Fee	\$	1,037,000	\$	1,002,000	\$	(35,000)	-3.38%
Environmental Service Fee	\$	-	\$	-	\$	-	0.00%
ID / One-Card Fee	\$	-	\$	-	\$	-	0.00%
Library Fee	\$	338,000	\$	325,000	\$	(13,000)	-3.85%
International Education Fee	\$	4,764	\$	4,617	\$	(147)	-3.09%
Student Publication Fee	\$	-	\$	-	\$	-	0.00%
Academic Program Fees	\$	-	\$	-	\$	-	0.00%
Distance Learning Fee	\$	585,000	\$	553,000	\$	(32,000)	-5.47%
Records Fee	\$	-	\$	-	\$	-	0.00%
Recreation Fee	\$	-	\$	-	\$	-	0.00%
University Center Fee	\$	-	\$	-	\$	-	0.00%
International Study Fee	\$	-	\$	-	\$	-	0.00%
Repeat Fee	\$	-	\$	-	\$	-	0.00%
Other	\$	285,500	\$	318,750	\$	33,250	11.65%
<b>Total Tuition and Fees</b>	<b>\$</b>	<b>8,421,264</b>	<b>\$</b>	<b>8,500,367</b>	<b>\$</b>	<b>79,103</b>	<b>0.94%</b>
Investment Income	\$	15,000	\$	140,000	\$	125,000	833.33%
Other Revenue	\$	251,750	\$	264,000	\$	12,250	4.87%
<b>Total Revenues</b>	<b>\$</b>	<b>8,688,014</b>	<b>\$</b>	<b>8,904,367</b>	<b>\$</b>	<b>216,353</b>	<b>2.49%</b>
<b>Transfers In</b>							
TPEG	\$	293,301	\$	285,849	\$	(7,452)	-2.54%
Auxiliary Funds	\$	-	\$	-	\$	-	0.00%
Other	\$	-	\$	-	\$	-	0.00%
<b>Total Transfers In</b>	<b>\$</b>	<b>293,301</b>	<b>\$</b>	<b>285,849</b>	<b>\$</b>	<b>(7,452)</b>	<b>-2.54%</b>
Budgeted Fund Balances	\$	191,413	\$	(265,855)	\$	(457,268)	-238.89%
<b>Total Budgeted Funds</b>	<b>\$</b>	<b>9,172,728</b>	<b>\$</b>	<b>8,924,361</b>	<b>\$</b>	<b>(248,367)</b>	<b>-2.71%</b>

1

# Sul Ross State University

## Table B 1 Designated Funds Revenues and Transfers

<b>NOTE</b>	<b>ITEM DESCRIPTION</b>	<b>AMOUNT CHANGED</b>	<b>EXPLANATION</b>
(1)		\$ (457,268)	Decreased reliance on fund balance is a result of the implementation of the 2018 Legacy Plan.

Budgeted Fund Balances



# Sul Ross State University

**Table B 2  
Designated Funds  
Budgeted Expenditures**

	FY 2018		FY 2019		Variance		Note	
	APPROVED BUDGET		PROPOSED BUDGET		DOLLAR	PERCENT		
Instruction Support	\$	686,751	\$	778,767	\$	92,016	13.40%	
Research / Organized Research	\$	218,426	\$	275,055	\$	56,629	25.93%	
Public Service	\$	83,493	\$	86,786	\$	3,293	3.94%	
Academic Support	\$	379,958	\$	454,197	\$	74,239	19.54%	
Student Support	\$	132,715	\$	155,415	\$	22,700	17.10%	
Institutional Support	\$	1,839,439	\$	1,538,839	\$	(300,600)	-16.34%	1
Plant Support	\$	80,500	\$	80,500	\$	-	0.00%	
Scholarships & Fellowships	\$	928,301	\$	948,849	\$	20,548	2.21%	
<b>Total Expenditures</b>	<b>\$</b>	<b>4,349,583</b>	<b>\$</b>	<b>4,318,408</b>	<b>\$</b>	<b>(31,175)</b>	<b>-0.72%</b>	
<b>Transfers Out</b>								
System Assessment	\$	177,000	\$	262,095	\$	85,095	48.08%	
Debt Service	\$	-	\$	-	\$	-	0.00%	
E&G	\$	3,304,977	\$	2,764,267	\$	(540,710)	-16.36%	2
Auxiliary	\$	1,341,168	\$	1,579,591	\$	238,423	17.78%	3
Other	\$	-	\$	-	\$	-	0.00%	
<b>Total Transfers Out</b>	<b>\$</b>	<b>4,823,145</b>	<b>\$</b>	<b>4,605,953</b>	<b>\$</b>	<b>(217,192)</b>	<b>-4.50%</b>	
<b>Total Budgeted Expenditures &amp; Transfers Out</b>	<b>\$</b>	<b>9,172,728</b>	<b>\$</b>	<b>8,924,361</b>	<b>\$</b>	<b>(248,367)</b>	<b>-2.71%</b>	

# Sul Ross State University

**Table B 2  
Designated Funds  
Budgeted Expenditures**

NOTE	ITEM DESCRIPTION	AMOUNT CHANGED	EXPLANATION
(1)	Institutional Support Expenditures	\$ (300,600)	Reduction in expenditures is a result of the implementation of the 2018 Legacy Plan.
(2)	Transfers out E&G	\$ (540,710)	The implementation of the 2018 Legacy Plan resulted in a reduction of the transfer needed to fund the E&G budget.
(3)	Transfers out Auxiliary	\$ 238,423	The transfer from Designated Tuition to Auxiliary Enterprises increased due to reclassification of some coaches to full time athletics, the reclassification of 10 GA's to athletics, and the addition of assistant coaches in two sports.

# Sul Ross State University

**Table C 1**  
**Auxiliary Funds**  
**Revenues and Transfers**

	FY 2018		FY 2019		Variance		Note
	APPROVED BUDGET		PROPOSED BUDGET		DOLLAR	PERCENT	
Fees							
Athletic Fee	\$	504,000	\$	485,000	\$	(19,000)	-3.77%
Medical Service Fee	\$	149,000	\$	144,000	\$	(5,000)	-3.36%
Student Service Fee	\$	816,000	\$	794,000	\$	(22,000)	-2.70%
Recreational Sport Fee	\$	357,000	\$	376,000	\$	19,000	5.32%
Student Center Fee	\$	178,000	\$	172,800	\$	(5,200)	-2.92%
Student Bus Fee	\$	-	\$	-	\$	-	0.00%
ID Card Fee	\$	-	\$	-	\$	-	0.00%
Other	\$	-	\$	-	\$	-	0.00%
<b>Total Fees</b>	<b>\$</b>	<b>2,004,000</b>	<b>\$</b>	<b>1,971,800</b>	<b>\$</b>	<b>(32,200)</b>	<b>-1.61%</b>
Sales and Services							
Housing	\$	3,000,000	\$	3,167,000	\$	167,000	5.57%
Dining	\$	1,555,700	\$	1,652,700	\$	97,000	6.24%
Parking	\$	4,000	\$	4,000	\$	-	0.00%
Athletics	\$	15,250	\$	15,250	\$	-	0.00%
Bookstore	\$	-	\$	-	\$	-	0.00%
Other	\$	82,000	\$	82,000	\$	-	0.00%
<b>Total Sales and Services</b>	<b>\$</b>	<b>4,656,950</b>	<b>\$</b>	<b>4,920,950</b>	<b>\$</b>	<b>264,000</b>	<b>5.67%</b>
Investment Income	\$	9,000	\$	20,000	\$	11,000	122.22%
Other Income	\$	3,500	\$	4,500	\$	1,000	28.57%
<b>Total Revenues</b>	<b>\$</b>	<b>6,673,450</b>	<b>\$</b>	<b>6,917,250</b>	<b>\$</b>	<b>243,800</b>	<b>3.65%</b>
Transfers In							
Designated Tuition	\$	1,341,168	\$	1,579,591	\$	238,423	17.78%
Other	\$	-	\$	-	\$	-	0.00%
<b>Total Transfers In</b>	<b>\$</b>	<b>1,341,168</b>	<b>\$</b>	<b>1,579,591</b>	<b>\$</b>	<b>238,423</b>	<b>17.78%</b>
Budgeted Fund Balances	\$	(449,791)	\$	(48,770)	\$	401,021	-89.16%
<b>Total Budgeted Funds</b>	<b>\$</b>	<b>7,564,827</b>	<b>\$</b>	<b>8,448,071</b>	<b>\$</b>	<b>883,244</b>	<b>11.68%</b>

# Sul Ross State University

**Table C 1  
Auxiliary Funds  
Revenues and Transfers**

NOTE	ITEM DESCRIPTION	AMOUNT CHANGED	EXPLANATION
(1)		\$ 238,423	The transfer in from Designated Tuition increased due to reclassification of some coaches to full time athletics, the reclassification of 10 GA's to athletics, and the addition of assistant coaches in two sports.
	Transfer In Designated Tuition		
(2)		\$ 401,021	In FY2018, results of operations added \$449,791 to fund balance, this decreased in 2019 due primarily to the debt service on Lobo Village Housing bonds which increased in FY2019 by \$363K.
	Budgeted Fund Balances		

# Sul Ross State University

**Table C 2**  
**Auxiliary Funds**  
**Budgeted Expenditures**

	FY 2018		FY 2019		Variance		Note	
	APPROVED BUDGET		PROPOSED BUDGET		DOLLAR	PERCENT		
Athletic Fee	\$	267,000	\$	249,612	\$	(17,388)	-6.51%	
Medical Service Fee	\$	143,029	\$	131,847	\$	(11,182)	-7.82%	
Student Service Fee	\$	764,812	\$	809,779	\$	44,967	5.88%	
Recreational Sport Fee	\$	313,985	\$	322,542	\$	8,557	2.73%	
Student Center Fee	\$	240,855	\$	247,600	\$	6,745	2.80%	
Student Bus Fee	\$	-	\$	-	\$	-	0.00%	
ID Card Fee	\$	-	\$	-	\$	-	0.00%	
<b>Total Fee Based Expenditures</b>	<b>\$</b>	<b>1,729,681</b>	<b>\$</b>	<b>1,761,380</b>	<b>\$</b>	<b>31,699</b>	<b>1.83%</b>	
Housing	\$	1,273,344	\$	1,437,809	\$	164,465	12.92%	
Dining	\$	1,352,000	\$	1,440,000	\$	88,000	6.51%	
Parking	\$	-	\$	-	\$	-	0.00%	
Athletics	\$	-	\$	-	\$	-	0.00%	
Bookstore	\$	-	\$	-	\$	-	0.00%	
Other	\$	1,589,152	\$	1,845,832	\$	256,680	16.15%	1
<b>Total Sales &amp; Services Based Expenditures</b>	<b>\$</b>	<b>4,214,496</b>	<b>\$</b>	<b>4,723,641</b>	<b>\$</b>	<b>509,145</b>	<b>12.08%</b>	
<b>Transfers Out</b>								
<b>Debt Service</b>								
Medical Service	\$	-	\$	-	\$	-	0.00%	
Athletics	\$	262,000	\$	221,174	\$	(40,826)	-15.58%	
Student Center	\$	-	\$	-	\$	-	0.00%	
Student Service	\$	-	\$	-	\$	-	0.00%	
Housing	\$	1,015,650	\$	1,378,450	\$	362,800	35.72%	2
Dining	\$	-	\$	-	\$	-	0.00%	
Parking and Public Safety	\$	-	\$	-	\$	-	0.00%	
Recreational Sports	\$	63,000	\$	63,426	\$	426	0.68%	
Other	\$	-	\$	-	\$	-	0.00%	
Real Estate Rental	\$	-	\$	-	\$	-	0.00%	
Vending	\$	-	\$	-	\$	-	0.00%	
Designated Funds	\$	-	\$	-	\$	-	0.00%	
Other	\$	280,000	\$	300,000	\$	20,000	7.14%	
<b>Total Transfers Out</b>	<b>\$</b>	<b>1,620,650</b>	<b>\$</b>	<b>1,963,050</b>	<b>\$</b>	<b>342,400</b>	<b>21.13%</b>	
<b>Total Budgeted Expenditures &amp; Transfers Out</b>	<b>\$</b>	<b>7,564,827</b>	<b>\$</b>	<b>8,448,071</b>	<b>\$</b>	<b>883,244</b>	<b>11.68%</b>	

# Sul Ross State University

**Table C 2  
Auxiliary Funds  
Budgeted Expenditures**

NOTE	ITEM DESCRIPTION	AMOUNT CHANGED	EXPLANATION
(1)	Other Sales and Services Based Expenditures	\$ 256,680	Increases due primarily to reclassification of coaching staff to full time athletics, reclassification of GA's to athletics and increased debt service on motor coach bond. All funded from Designated Tuition.
(2)	Debt Service Housing	\$ 362,800	Debt service on Lobo Village bonds increases in 2019 per debt service schedule.

# Sul Ross State University

**Table D**  
**Intercollegiate Athletics**  
**Estimated Revenue and Budgeted Expenditures**  
**Fiscal Year 2019**

	MEN					WOMEN				
	FOOTBALL	BASKETBALL	BASEBALL	TRACK	OTHER	BASKETBALL	VOLLEYBALL	SOFTBALL	TRACK	OTHER
<b>Revenues</b>										
<b>Sales and Service</b>										
Gate Receipts/Parking	\$ 1,250	\$ 500	\$ 500	\$ -	\$ -	\$ 500	\$ 500	\$ -	\$ -	\$ -
Game Guarantees	\$ 5,000	\$ 7,000	\$ -	\$ -	\$ -	\$ -	\$ -	\$ -	\$ -	\$ -
Concessions	\$ -	\$ -	\$ -	\$ -	\$ -	\$ -	\$ -	\$ -	\$ -	\$ -
<b>Other</b>										
Advertising	\$ -	\$ -	\$ -	\$ -	\$ -	\$ -	\$ -	\$ -	\$ -	\$ -
Licensing Fees	\$ -	\$ -	\$ -	\$ -	\$ -	\$ -	\$ -	\$ -	\$ -	\$ -
Camps	\$ -	\$ -	\$ -	\$ -	\$ -	\$ -	\$ -	\$ -	\$ -	\$ -
NCAA Revenue Sharing	\$ -	\$ -	\$ -	\$ -	\$ -	\$ -	\$ -	\$ -	\$ -	\$ -
Stadium Operations	\$ -	\$ -	\$ -	\$ -	\$ -	\$ -	\$ -	\$ -	\$ -	\$ -
Other	\$ -	\$ -	\$ -	\$ -	\$ -	\$ -	\$ -	\$ -	\$ -	\$ -
<b>Total Sales and Services</b>	<b>\$ 6,250</b>	<b>\$ 7,500</b>	<b>\$ 500</b>	<b>\$ -</b>	<b>\$ -</b>	<b>\$ 500</b>	<b>\$ 500</b>	<b>\$ -</b>	<b>\$ -</b>	<b>\$ -</b>
Designated Tuition	\$ 247,117	\$ 101,229	\$ 85,157	\$ -	\$ 164,788	\$ 88,900	\$ 59,384	\$ 95,554	\$ -	\$ 188,587
Athletic Fee	\$ 71,533	\$ 18,686	\$ 20,150	\$ -	\$ 19,600	\$ 13,400	\$ 15,500	\$ 11,000	\$ -	\$ 17,880
<b>Total Tuition and Fees</b>	<b>\$ 318,650</b>	<b>\$ 119,915</b>	<b>\$ 105,307</b>	<b>\$ -</b>	<b>\$ 184,388</b>	<b>\$ 102,300</b>	<b>\$ 74,884</b>	<b>\$ 106,554</b>	<b>\$ -</b>	<b>\$ 206,467</b>
<b>Budgeted Fund Balances</b>	<b>\$ -</b>	<b>\$ -</b>	<b>\$ -</b>	<b>\$ -</b>	<b>\$ -</b>	<b>\$ -</b>	<b>\$ -</b>	<b>\$ -</b>	<b>\$ -</b>	<b>\$ -</b>
<b>Total Budgeted Funds</b>	<b>\$ 324,900</b>	<b>\$ 127,415</b>	<b>\$ 105,807</b>	<b>\$ -</b>	<b>\$ 184,388</b>	<b>\$ 102,800</b>	<b>\$ 75,384</b>	<b>\$ 106,554</b>	<b>\$ -</b>	<b>\$ 206,467</b>
<b>Expenditures</b>										
Salaries	\$ 166,868	\$ 63,982	\$ 43,443	\$ -	\$ 98,586	\$ 49,694	\$ 33,894	\$ 53,394	\$ -	\$ 102,098
Benefits	\$ 78,362	\$ 19,647	\$ 14,714	\$ -	\$ 34,477	\$ 14,606	\$ 9,990	\$ 15,160	\$ -	\$ 38,764
Travel	\$ 38,220	\$ 25,100	\$ 27,500	\$ -	\$ 13,725	\$ 25,100	\$ 21,000	\$ 27,000	\$ -	\$ 36,225
Scholarships	\$ -	\$ -	\$ -	\$ -	\$ -	\$ -	\$ -	\$ -	\$ -	\$ -
Other Maintenance & Operating	\$ 5,080	\$ 7,400	\$ 7,000	\$ -	\$ 18,350	\$ 7,400	\$ 7,500	\$ 6,000	\$ -	\$ 16,850
Capital	\$ 36,370	\$ 11,286	\$ 13,150	\$ -	\$ 19,250	\$ 6,000	\$ 3,000	\$ 5,000	\$ -	\$ 12,530
<b>Total Budgeted Expenditures</b>	<b>\$ 324,900</b>	<b>\$ 127,415</b>	<b>\$ 105,807</b>	<b>\$ -</b>	<b>\$ 184,388</b>	<b>\$ 102,800</b>	<b>\$ 75,384</b>	<b>\$ 106,554</b>	<b>\$ -</b>	<b>\$ 206,467</b>

**Table D**  
**Intercollegiate Athletics**  
**Estimated Revenue and Budgeted Expenditures**  
**Fiscal Year 2019**

	TOTAL MEN	TOTAL WOMEN	OTHER ACTIVITIES	ADMIN	GRAND TOTAL
<b>Revenues</b>					
<b>Sales &amp; Services</b>					
Gate Receipts	\$ 2,250	\$ 1,000	\$ -	\$ -	\$ 3,250
Games Guarantees	\$ 12,000	\$ -	\$ -	\$ -	\$ 12,000
Concessions	\$ -	\$ -	\$ -	\$ -	\$ -
<b>Other</b>					
Advertising	\$ -	\$ -	\$ -	\$ -	\$ -
Licensing Fee	\$ -	\$ -	\$ -	\$ -	\$ -
NCAA Revenue Sharing	\$ -	\$ -	\$ -	\$ -	\$ -
Camps	\$ -	\$ -	\$ -	\$ -	\$ -
Stadium Operations	\$ -	\$ -	\$ -	\$ -	\$ -
Other	\$ -	\$ -	\$ -	\$ -	\$ -
<b>Total Sales and Services</b>	<b>\$ 14,250</b>	<b>\$ 1,000</b>	<b>\$ -</b>	<b>\$ -</b>	<b>\$ 15,250</b>
Designated Tuition	\$ 598,291	\$ 432,425	\$ 240,926	\$ 178,394	\$ 1,450,036
Athletic Fee	\$ 129,969	\$ 57,780	\$ 3,000	\$ 58,863	\$ 249,612
<b>Total Tuition and Fees</b>	<b>\$ 728,260</b>	<b>\$ 490,205</b>	<b>\$ 243,926</b>	<b>\$ 237,257</b>	<b>\$ 1,699,648</b>
Budgeted Fund Balances	\$ -	\$ -	\$ -	\$ -	\$ -
<b>Total Budgeted Funds</b>	<b>\$ 742,510</b>	<b>\$ 491,205</b>	<b>\$ 243,926</b>	<b>\$ 237,257</b>	<b>\$ 1,714,898</b>
<b>Expenditures</b>					
Salaries	\$ 372,879	\$ 239,080	\$ 33,333	\$ 166,893	\$ 812,185
Fringe Benefits	\$ 147,200	\$ 78,520	\$ 9,791	\$ 27,864	\$ 263,375
Travel	\$ 104,545	\$ 109,325	\$ 7,245	\$ 4,500	\$ 225,615
Scholarships	\$ -	\$ -	\$ -	\$ -	\$ -
O&M	\$ 37,830	\$ 37,750	\$ 193,557	\$ 35,000	\$ 304,137
Capital	\$ 80,056	\$ 26,530	\$ -	\$ 3,000	\$ 109,586
Debt Service	\$ -	\$ -	\$ -	\$ -	\$ -
Other	\$ -	\$ -	\$ -	\$ -	\$ -
<b>Total Budgeted Expenditures</b>	<b>\$ 742,510</b>	<b>\$ 491,205</b>	<b>\$ 243,926</b>	<b>\$ 237,257</b>	<b>\$ 1,714,898</b>



# Sul Ross State University

**TABLE E**  
**Student Services and Activities Financed by Student Services Fees**  
**Estimated Revenue, Fund Balances and Budgeted Expenditures**

	FY 2018		FY 2019		Variance		Note
	APPROVED BUDGET		PROPOSED BUDGET		DOLLAR	PERCENT	
Student Services Fee per Semester Credit Hour	\$	22	\$	22	\$	-	0.00%
Student Services Fee Fund Balance at Beginning of Year (Net of Encumbrances)	\$	90,000	\$	232,854	\$	142,854	158.73%
Forecasted Revenue:							
SSF Revenue	\$	816,000	\$	794,000	\$	(22,000)	-2.70%
Revenue Earned from Activities	\$	6,000	\$	6,000	\$	-	0.00%
Interest Revenue	\$	4,000	\$	4,000	\$	-	0.00%
Transfer In	\$	-	\$	-	\$	-	0.00%
Total Forecasted Revenue:	\$	826,000	\$	804,000	\$	(22,000)	-2.66%
Budgeted Student Service Fee Expenditures:							
1. Textbook Rentals	\$	-	\$	-	\$	-	0.00%
2. Recreational Activities	\$	37,858	\$	43,519	\$	5,661	14.95%
3. Health and Hospital Services	\$	-	\$	-	\$	-	0.00%
4. Medical Services	\$	-	\$	-	\$	-	0.00%
5. Intramural and Intercollegiate Athletics	\$	-	\$	-	\$	-	0.00%
6. Artists and Lecture Series	\$	-	\$	-	\$	-	0.00%
7. Cultural Entertainment Series	\$	17,500	\$	15,000	\$	(2,500)	-14.29%
8. Debating and Oratorical Activities	\$	-	\$	-	\$	-	0.00%
9. Student Publications	\$	61,800	\$	92,948	\$	31,148	50.40%
10. Student Government	\$	12,450	\$	12,450	\$	-	0.00%
11. Student Fee Advisory Committee	\$	-	\$	-	\$	-	0.00%
12. Student Transportation Services Other Than Those in TEC 54.504, 511, 512, 513	\$	-	\$	-	\$	-	0.00%
13. Other (See Detail Below)	\$	635,204	\$	645,862	\$	10,658	1.68%
Total Budgeted Expenditures	\$	764,812	\$	809,779	\$	44,967	5.88%
Estimated Student Services Fee Fund Balance at End of Year	\$	151,188	\$	227,075	\$	75,887	50.19%

Student Services Advisory Committee Meeting:

03/27/2018

**TABLE E**  
**Student Services and Activities Financed by Student Services Fees**  
**Estimated Revenue, Fund Balances and Budgeted Expenditures**

	FY 2018		FY 2019		Variance		Note
	APPROVED BUDGET		PROPOSED BUDGET		DOLLAR	PERCENT	
Detail of Other:							
Advising and Orientation	\$ 172,434	\$	173,758	\$	1,324	0.77%	
Ambassadors	\$ 20,000	\$	20,000	\$	-	0.00%	
Bank Service Charges	\$ 20,500	\$	20,500	\$	-	0.00%	
Counseling Center	\$ 127,933	\$	148,273	\$	20,340	15.90%	
Excet Review Course	\$ 34,024	\$	24,446	\$	(9,578)	-28.15%	
Freshman Leadership	\$ 27,500	\$	28,000	\$	500	1.82%	
Homecoming	\$ 5,000	\$	5,000	\$	-	0.00%	
Lobo Comic Con	\$ -	\$	1,500	\$	1,500	100.00%	
Intercollegiate Rodeo	\$ 75,461	\$	82,423	\$	6,962	9.23%	
Intercollegiate Rodeo NIRA Event	\$ 33,000	\$	34,000	\$	1,000	3.03%	
Student Advisory Board	\$ 4,600	\$	6,000	\$	1,400	30.43%	
Student Development	\$ 79,724	\$	66,649	\$	(13,075)	-16.40%	
Student Support Services	\$ 1,500	\$	2,000	\$	500	33.33%	
Student Service Fee Contingency	\$ 21,000	\$	20,785	\$	(215)	-1.02%	
Undergraduate Travel and Funds for Organizations	\$ 12,528	\$	12,528	\$	-	0.00%	
<b>Total Other</b>	<b>\$ 635,204</b>	<b>\$</b>	<b>645,862</b>	<b>\$</b>	<b>10,658</b>	<b>1.68%</b>	

## Sul Ross State University

**Table F**  
**Matrix of Budgeted Operating Expenses**

	Instruction	Research	Public Service	Academic Support	Student Services	Institutional Support	Operation & Maintenance of Plant	Scholarships/ Fellowships	Auxiliary	Total Expenses
Salary	\$ 5,848,014	\$ 446,179	\$ 195,699	\$ 1,209,787	\$ 913,425	\$ 3,631,455	\$ 1,037,905	\$ -	\$ 2,027,068	\$ 15,309,532
Benefits	\$ 2,264,008	\$ 230,056	\$ 75,455	\$ 519,291	\$ 352,186	\$ 1,600,074	\$ 400,182	\$ -	\$ 613,615	\$ 6,054,867
Travel	\$ 89,064	\$ 11,200	\$ -	\$ 54,910	\$ 58,359	\$ 93,768	\$ -	\$ -	\$ 312,094	\$ 619,395
O&M	\$ 302,875	\$ 17,616	\$ 7,052	\$ 410,972	\$ 875,801	\$ 1,633,016	\$ 263,901	\$ 296,649	\$ 2,855,658	\$ 6,663,540
Utilities	\$ -	\$ -	\$ -	\$ -	\$ -	\$ 36,000	\$ 902,000	\$ -	\$ 537,000	\$ 1,475,000
Capital	\$ 700,000	\$ 100,000	\$ -	\$ 228,282	\$ 100,000	\$ 558,826	\$ 448,415	\$ -	\$ 139,586	\$ 2,275,109
Other	\$ -	\$ -	\$ -	\$ -	\$ -	\$ -	\$ -	\$ -	\$ -	\$ -
<b>Total Budget</b>	<b>\$ 9,203,961</b>	<b>\$ 805,051</b>	<b>\$ 278,206</b>	<b>\$ 2,423,242</b>	<b>\$ 2,299,771</b>	<b>\$ 7,553,139</b>	<b>\$ 3,052,403</b>	<b>\$ 296,649</b>	<b>\$ 6,485,021</b>	<b>\$ 32,397,443</b>

## Sul Ross State University

Recapitulation of Budgeted Revenues, Expenditures, Transfers, and Use of Reserves  
For Fiscal Year Ending August 31, 2019

	Estimated Revenues	Transfers In	Budgeted Use of Reserves	Total Budgeted Sources	Budgeted Expenditures	Transfers Out	Total Budgeted Uses	Net Transfers *
Educational & General	\$ 19,429,144	\$ 4,013,412	\$ -	\$ 23,442,556	\$ (21,594,013)	\$ (1,848,543)	\$ (23,442,556)	\$ 2,164,869
Designated	\$ 8,904,367	\$ 285,849	\$ (265,855)	\$ 8,924,361	\$ (4,318,408)	\$ (4,605,953)	\$ (8,924,361)	\$ (4,320,104)
Auxiliary Enterprises	\$ 6,917,250	\$ 1,579,591	\$ (48,770)	\$ 8,448,071	\$ (6,485,021)	\$ (1,963,050)	\$ (8,448,071)	\$ (383,459)
<b>Total</b>	<b>\$ 35,250,761</b>	<b>\$ 5,878,852</b>	<b>\$ (314,625)</b>	<b>\$ 40,814,988</b>	<b>\$ (32,397,442)</b>	<b>\$ (8,417,546)</b>	<b>\$ (40,814,988)</b>	<b>\$ (2,538,694)</b>

# Sul Ross State University - Rio Grande College

**Table A 1**  
**Educational and General Funds**  
**Revenues and Transfers**

	FY 2018		FY 2019		Variance		Note
	APPROVED BUDGET		PROPOSED BUDGET		DOLLAR	PERCENT	
Total Statutory Tuition and Fees	\$	1,071,000	\$	958,700	\$	(112,300)	-10.49%
State Appropriation							
Bill Pattern General Revenue	\$	4,665,709	\$	4,668,714	\$	3,005	0.06%
Benefits	\$	726,882	\$	762,539	\$	35,657	4.91%
Higher Education Fund	\$	410,738	\$	410,738	\$	-	0.00%
Hazlewood Reimbursement	\$	-	\$	-	\$	-	0.00%
Other	\$	-	\$	-	\$	-	0.00%
Total State Appropriations	\$	5,803,329	\$	5,841,991	\$	38,662	0.67%
Other Revenue	\$	7,000	\$	10,000	\$	3,000	42.86%
Total Revenues	\$	6,881,329	\$	6,810,691	\$	(70,638)	-1.03%
Transfers In							
Designated Tuition	\$	1,479,860	\$	1,308,008	\$	(171,852)	-11.61%
Technology Service Fee	\$	250,000	\$	350,000	\$	100,000	40.00%
Other	\$	-	\$	-	\$	-	0.00%
Total Transfers In	\$	1,729,860	\$	1,658,008	\$	(71,852)	-4.15%
Budgeted Fund Balances	\$	-	\$	-	\$	-	0.00%
Total Budgeted Funds	\$	8,611,189	\$	8,468,699	\$	(142,490)	-1.65%

# Sul Ross State University - Rio Grande College

**Table A 2**  
**Educational and General Funds**  
**Budgeted Expenditures**

	FY 2018		FY 2019		Variance		Note
	APPROVED BUDGET		PROPOSED BUDGET		DOLLAR	PERCENT	
Instruction Support	\$	3,491,091	\$	3,475,320	\$	(15,771)	-0.45%
Research / Organized Research	\$	-	\$	-	\$	-	0.00%
Public Service	\$	121,434	\$	121,434	\$	-	0.00%
Academic Support	\$	602,051	\$	585,591	\$	(16,460)	-2.73%
Student Service Support	\$	642,058	\$	636,019	\$	(6,039)	-0.94%
Institutional Support	\$	858,543	\$	878,101	\$	19,558	2.28%
Plant Support	\$	1,424,433	\$	1,394,959	\$	(29,474)	-2.07%
Scholarships & Fellowships	\$	-	\$	-	\$	-	0.00%
<b>Total Expenditures</b>	<b>\$</b>	<b>7,139,610</b>	<b>\$</b>	<b>7,091,424</b>	<b>\$</b>	<b>(48,186)</b>	<b>-0.67%</b>
Transfers Out							
TPEG	\$	142,470	\$	128,130	\$	(14,340)	-10.07%
TRB Debt Service	\$	-	\$	-	\$	-	0.00%
HEF - Debt Service	\$	-	\$	-	\$	-	0.00%
HEF - Plant	\$	-	\$	-	\$	-	0.00%
Other	\$	1,329,109	\$	1,249,145	\$	(79,964)	-6.02%
<b>Total Transfers Out</b>	<b>\$</b>	<b>1,471,579</b>	<b>\$</b>	<b>1,377,275</b>	<b>\$</b>	<b>(94,304)</b>	<b>-6.41%</b>
<b>Total Budgeted Expenditures &amp; Transfers Out</b>	<b>\$</b>	<b>8,611,189</b>	<b>\$</b>	<b>8,468,699</b>	<b>\$</b>	<b>(142,490)</b>	<b>-1.65%</b>

## Sul Ross State University - Rio Grande College

**Table B 1  
Designated Funds  
Revenues and Transfers**

	FY 2018		FY 2019		Variance		Note
	APPROVED BUDGET		PROPOSED BUDGET		DOLLAR	PERCENT	
Tuition and Fees							
Designated Tuition	\$	1,694,000	\$	1,607,000	\$	(87,000)	-5.14%
Advising Fee	\$	-	\$	-	\$	-	0.00%
Technology Use / Computer Service Fee	\$	462,000	\$	416,500	\$	(45,500)	-9.85%
Environmental Service Fee	\$	-	\$	-	\$	-	0.00%
ID / One-Card Fee	\$	-	\$	-	\$	-	0.00%
Library Fee	\$	37,000	\$	33,070	\$	(3,930)	-10.62%
International Education Fee	\$	2,764	\$	2,474	\$	(290)	-10.49%
Student Publication Fee	\$	-	\$	-	\$	-	0.00%
Academic Program Fees	\$	-	\$	-	\$	-	0.00%
Distance Learning Fee	\$	254,000	\$	240,000	\$	(14,000)	-5.51%
Records Fee	\$	-	\$	-	\$	-	0.00%
Recreation Fee	\$	-	\$	-	\$	-	0.00%
University Center Fee	\$	-	\$	-	\$	-	0.00%
International Study Fee	\$	-	\$	-	\$	-	0.00%
Repeat Fee	\$	-	\$	-	\$	-	0.00%
Other	\$	18,000	\$	20,000	\$	2,000	11.11%
Total Tuition and Fees	\$	2,467,764	\$	2,319,044	\$	(148,720)	-6.03%
Investment Income	\$	-	\$	-	\$	-	0.00%
Other Revenue	\$	-	\$	-	\$	-	0.00%
Total Revenues	\$	2,467,764	\$	2,319,044	\$	(148,720)	-6.03%
Transfers In							
TPEG	\$	128,223	\$	115,317	\$	(12,906)	-10.07%
Auxiliary Funds	\$	-	\$	-	\$	-	0.00%
Other	\$	-	\$	-	\$	-	0.00%
Total Transfers In	\$	128,223	\$	115,317	\$	(12,906)	-10.07%
Budgeted Fund Balances	\$	233,380	\$	273,734	\$	40,354	17.29%
Total Budgeted Funds	\$	2,829,367	\$	2,708,095	\$	(121,272)	-4.29%

# Sul Ross State University - Rio Grande College

**Table B 2  
Designated Funds  
Budgeted Expenditures**

	FY 2018		FY 2019		Variance		Note
	APPROVED BUDGET		PROPOSED BUDGET		DOLLAR	PERCENT	
Instruction Support	\$	232,611	\$	234,205	\$	1,594	0.69%
Research / Organized Research	\$	-	\$	-	\$	-	0.00%
Public Service	\$	-	\$	-	\$	-	0.00%
Academic Support	\$	125,039	\$	140,090	\$	15,051	12.04%
Student Support	\$	24,884	\$	23,384	\$	(1,500)	-6.03%
Institutional Support	\$	413,750	\$	333,750	\$	(80,000)	-19.34%
Plant Support	\$	2,000	\$	2,000	\$	-	0.00%
Scholarships & Fellowships	\$	254,223	\$	241,317	\$	(12,906)	-5.08%
<b>Total Expenditures</b>	<b>\$</b>	<b>1,052,507</b>	<b>\$</b>	<b>974,746</b>	<b>\$</b>	<b>(77,761)</b>	<b>-7.39%</b>
<b>Transfers Out</b>							
System Assessment	\$	47,000	\$	75,341	\$	28,341	60.30%
Debt Service	\$	-	\$	-	\$	-	0.00%
E&G	\$	1,729,860	\$	1,658,008	\$	(71,852)	-4.15%
Auxiliary	\$	-	\$	-	\$	-	0.00%
Other	\$	-	\$	-	\$	-	0.00%
<b>Total Transfers Out</b>	<b>\$</b>	<b>1,776,860</b>	<b>\$</b>	<b>1,733,349</b>	<b>\$</b>	<b>(43,511)</b>	<b>-2.45%</b>
<b>Total Budgeted Expenditures &amp; Transfers Out</b>	<b>\$</b>	<b>2,829,367</b>	<b>\$</b>	<b>2,708,095</b>	<b>\$</b>	<b>(121,272)</b>	<b>-4.29%</b>



## Sul Ross State University - Rio Grande College

**Table C 1**  
**Auxiliary Funds**  
**Revenues and Transfers**

	FY 2018		FY 2019		Variance		Note
	APPROVED BUDGET		PROPOSED BUDGET		DOLLAR	PERCENT	
<b>Fees</b>							
Athletic Fee	\$ -	\$ -	\$ -	\$ -	\$ -	0.00%	
Medical Service Fee	\$ -	\$ -	\$ -	\$ -	\$ -	0.00%	
Student Service Fee	\$ 246,000	\$ 224,000	\$ 224,000	\$ 224,000	\$ (22,000)	-8.94%	
Recreational Sport Fee	\$ -	\$ -	\$ -	\$ -	\$ -	0.00%	
Student Center Fee	\$ -	\$ -	\$ -	\$ -	\$ -	0.00%	
Student Bus Fee	\$ -	\$ -	\$ -	\$ -	\$ -	0.00%	
ID Card Fee	\$ -	\$ -	\$ -	\$ -	\$ -	0.00%	
Other	\$ -	\$ -	\$ -	\$ -	\$ -	0.00%	
<b>Total Fees</b>	<b>\$ 246,000</b>	<b>\$ 224,000</b>	<b>\$ 224,000</b>	<b>\$ 224,000</b>	<b>\$ (22,000)</b>	<b>-8.94%</b>	
<b>Sales and Services</b>							
Housing	\$ -	\$ -	\$ -	\$ -	\$ -	0.00%	
Dining	\$ -	\$ -	\$ -	\$ -	\$ -	0.00%	
Parking	\$ -	\$ -	\$ -	\$ -	\$ -	0.00%	
Athletics	\$ -	\$ -	\$ -	\$ -	\$ -	0.00%	
Bookstore	\$ -	\$ -	\$ -	\$ -	\$ -	0.00%	
Other	\$ -	\$ -	\$ -	\$ -	\$ -	0.00%	
<b>Total Sales and Services</b>	<b>\$ -</b>	<b>\$ -</b>	<b>\$ -</b>	<b>\$ -</b>	<b>\$ -</b>	<b>0.00%</b>	
Investment Income	\$ 1,000	\$ 1,000	\$ 1,000	\$ 1,000	\$ -	0.00%	
Other Income	\$ -	\$ -	\$ -	\$ -	\$ -	0.00%	
<b>Total Revenues</b>	<b>\$ 247,000</b>	<b>\$ 225,000</b>	<b>\$ 225,000</b>	<b>\$ 225,000</b>	<b>\$ (22,000)</b>	<b>-8.91%</b>	
<b>Transfers In</b>							
Designated Tuition	\$ -	\$ -	\$ -	\$ -	\$ -	0.00%	
Other	\$ -	\$ -	\$ -	\$ -	\$ -	0.00%	
<b>Total Transfers In</b>	<b>\$ -</b>	<b>\$ -</b>	<b>\$ -</b>	<b>\$ -</b>	<b>\$ -</b>	<b>0.00%</b>	
Budgeted Fund Balances	\$ 161,935	\$ 103,105	\$ 103,105	\$ 103,105	\$ (58,830)	-36.33%	
<b>Total Budgeted Funds</b>	<b>\$ 408,935</b>	<b>\$ 328,105</b>	<b>\$ 328,105</b>	<b>\$ 328,105</b>	<b>\$ (80,830)</b>	<b>-19.77%</b>	

## Sul Ross State University - Rio Grande College

**Table C 2  
Auxiliary Funds  
Budgeted Expenditures**

	FY 2018		FY 2019		Variance		Note
	APPROVED BUDGET		PROPOSED BUDGET		DOLLAR	PERCENT	
Athletic Fee	\$ -	\$ -	\$ -	\$ -	\$ -	0.00%	
Medical Service Fee	\$ -	\$ -	\$ -	\$ -	\$ -	0.00%	
Student Service Fee	\$ 408,935	\$ 328,105	\$ 328,105	\$ -	\$ (80,830)	-19.77%	
Recreational Sport Fee	\$ -	\$ -	\$ -	\$ -	\$ -	0.00%	
Student Center Fee	\$ -	\$ -	\$ -	\$ -	\$ -	0.00%	
Student Bus Fee	\$ -	\$ -	\$ -	\$ -	\$ -	0.00%	
ID Card Fee	\$ -	\$ -	\$ -	\$ -	\$ -	0.00%	
<b>Total Fee Based Expenditures</b>	<b>\$ 408,935</b>	<b>\$ 328,105</b>	<b>\$ 328,105</b>	<b>\$ -</b>	<b>\$ (80,830)</b>	<b>-19.77%</b>	
Housing	\$ -	\$ -	\$ -	\$ -	\$ -	0.00%	
Dining	\$ -	\$ -	\$ -	\$ -	\$ -	0.00%	
Parking	\$ -	\$ -	\$ -	\$ -	\$ -	0.00%	
Athletics	\$ -	\$ -	\$ -	\$ -	\$ -	0.00%	
Bookstore	\$ -	\$ -	\$ -	\$ -	\$ -	0.00%	
Other	\$ -	\$ -	\$ -	\$ -	\$ -	0.00%	
<b>Total Sales &amp; Services Based Expenditures</b>	<b>\$ -</b>	<b>\$ -</b>	<b>\$ -</b>	<b>\$ -</b>	<b>\$ -</b>	<b>0.00%</b>	
<b>Transfers Out</b>							
Debt Service							
Medical Service	\$ -	\$ -	\$ -	\$ -	\$ -	0.00%	
Athletics	\$ -	\$ -	\$ -	\$ -	\$ -	0.00%	
Student Center	\$ -	\$ -	\$ -	\$ -	\$ -	0.00%	
Student Service	\$ -	\$ -	\$ -	\$ -	\$ -	0.00%	
Housing	\$ -	\$ -	\$ -	\$ -	\$ -	0.00%	
Dining	\$ -	\$ -	\$ -	\$ -	\$ -	0.00%	
Parking and Public Safety	\$ -	\$ -	\$ -	\$ -	\$ -	0.00%	
Recreational Sports	\$ -	\$ -	\$ -	\$ -	\$ -	0.00%	
Other	\$ -	\$ -	\$ -	\$ -	\$ -	0.00%	
Real Estate Rental	\$ -	\$ -	\$ -	\$ -	\$ -	0.00%	
Vending	\$ -	\$ -	\$ -	\$ -	\$ -	0.00%	
Designated Funds	\$ -	\$ -	\$ -	\$ -	\$ -	0.00%	
Other	\$ -	\$ -	\$ -	\$ -	\$ -	0.00%	
<b>Total Transfers Out</b>	<b>\$ -</b>	<b>\$ -</b>	<b>\$ -</b>	<b>\$ -</b>	<b>\$ -</b>	<b>0.00%</b>	
<b>Total Budgeted Expenditures &amp; Transfers Out</b>	<b>\$ 408,935</b>	<b>\$ 328,105</b>	<b>\$ 328,105</b>	<b>\$ -</b>	<b>\$ (80,830)</b>	<b>-19.77%</b>	

## Sul Ross State University - Rio Grande College

**TABLE E**  
**Student Services and Activities Financed by Student Services Fees**  
**Estimated Revenue, Fund Balances and Budgeted Expenditures**

	FY 2018		FY 2019		Variance		Note
	APPROVED BUDGET		PROPOSED BUDGET		DOLLAR	PERCENT	
Student Services Fee per Semester Credit Hour	\$	15	\$	15	\$	-	0.00%
Student Services Fee Fund Balance at Beginning of Year (Net of Encumbrances)	\$	540,000	\$	536,734	\$	(3,266)	-0.60%
Forecasted Revenue:							
SSF Revenue	\$	246,000	\$	224,000	\$	(22,000)	-8.94%
Revenue Earned from Activities	\$	-	\$	-	\$	-	0.00%
Interest Revenue	\$	1,000	\$	1,000	\$	-	0.00%
Transfer In	\$	-	\$	-	\$	-	0.00%
Total Forecasted Revenue:	\$	247,000	\$	225,000	\$	(22,000)	-8.91%
Budgeted Student Service Fee Expenditures:							
1. Textbook Rentals	\$	-	\$	-	\$	-	0.00%
2. Recreational Activities	\$	-	\$	-	\$	-	0.00%
3. Health and Hospital Services	\$	-	\$	-	\$	-	0.00%
4. Medical Services	\$	-	\$	-	\$	-	0.00%
5. Intramural and Intercollegiate Athletics	\$	-	\$	-	\$	-	0.00%
6. Artists and Lecture Series	\$	25,000	\$	24,800	\$	(200)	-0.80%
7. Cultural Entertainment Series	\$	15,140	\$	11,140	\$	(4,000)	-26.42%
8. Debating and Oratorical Activities	\$	-	\$	-	\$	-	0.00%
9. Student Publications	\$	3,840	\$	3,900	\$	60	1.56%
10. Student Government	\$	22,679	\$	20,235	\$	(2,444)	-10.78%
11. Student Fee Advisory Committee	\$	-	\$	-	\$	-	0.00%
12. Student Transportation Services Other Than Those in TEC 54.504, 511, 512, 513	\$	-	\$	-	\$	-	0.00%
13. Other (See Detail Below)	\$	342,276	\$	268,030	\$	(74,246)	-21.69%
Total Budgeted Expenditures	\$	408,935	\$	328,105	\$	(80,830)	-19.77%
Estimated Student Services Fee Fund Balance at End of Year	\$	378,065	\$	433,629	\$	55,564	14.70%

Student Services Advisory Committee Meeting:

05/04/2018

**TABLE E**  
**Student Services and Activities Financed by Student Services Fees**  
**Estimated Revenue, Fund Balances and Budgeted Expenditures**

	FY 2018		FY 2019		Variance		Note
	APPROVED BUDGET		PROPOSED BUDGET		DOLLAR	PERCENT	
Detail of Other:							
Bank Service Charges	\$	500	\$	500	\$	-	0.00%
Leadership Retreat	\$	2,900	\$	2,900	\$	-	0.00%
Advertising	\$	25,000	\$	-	\$	(25,000)	-100.00%
Student Academic Tools	\$	35,100	\$	35,100	\$	-	0.00%
Student Development	\$	22,425	\$	17,800	\$	(4,625)	-20.62%
Student Mentors	\$	8,352	\$	-	\$	(8,352)	-100.00%
Student Organization Travel	\$	6,000	\$	-	\$	(6,000)	-100.00%
Student Services	\$	183,535	\$	183,230	\$	(305)	-0.17%
Student Copy Service	\$	10,128	\$	10,000	\$	(128)	-1.26%
Student Service Fee Contingency	\$	24,500	\$	-	\$	(24,500)	-100.00%
University Funds for Organizations	\$	23,836	\$	18,500	\$	(5,336)	-22.39%
Total Other	\$	342,276	\$	268,030	\$	(74,246)	-21.69%

## Sul Ross State University - Rio Grande College

**Table F**  
**Matrix of Budgeted Operating Expenses**

	Instruction	Research	Public Service	Academic Support	Student Services	Institutional Support	Operation & Maintenance of Plant	Scholarships/ Fellowships	Auxiliary	Total Expenses
Salary	\$ 2,188,211	\$ -	\$ 121,132	\$ 326,191	\$ 422,947	\$ 453,355	\$ -	\$ -	\$ 115,446	\$ 3,627,282
Benefits	\$ 698,525	\$ -	\$ 38,668	\$ 107,696	\$ 135,014	\$ 158,524	\$ -	\$ -	\$ 40,819	\$ 1,179,246
Travel	\$ 122,800	\$ -	\$ -	\$ 24,000	\$ 29,280	\$ 28,834	\$ -	\$ -	\$ 17,200	\$ 222,114
O&M	\$ 108,036	\$ -	\$ 302	\$ 34,721	\$ 240,414	\$ 764,306	\$ -	\$ 115,317	\$ 154,640	\$ 1,417,736
Utilities	\$ -	\$ -	\$ -	\$ -	\$ -	\$ -	\$ -	\$ -	\$ -	\$ -
Capital	\$ 135,738	\$ -	\$ -	\$ 150,000	\$ 50,000	\$ 75,000	\$ -	\$ -	\$ -	\$ 410,738
Other	\$ -	\$ -	\$ -	\$ 142,200	\$ -	\$ -	\$ 1,394,959	\$ -	\$ -	\$ 1,537,159
<b>Total Budget</b>	<b>\$ 3,253,310</b>	<b>\$ -</b>	<b>\$ 160,102</b>	<b>\$ 784,808</b>	<b>\$ 877,655</b>	<b>\$ 1,480,019</b>	<b>\$ 1,394,959</b>	<b>\$ 115,317</b>	<b>\$ 328,105</b>	<b>\$ 8,394,275</b>

## Sul Ross State University - Rio Grande College

Recapitulation of Budgeted Revenues, Expenditures, Transfers, and Use of Reserves  
For Fiscal Year Ending August 31, 2019

	Estimated Revenues	Transfers In	Budgeted Use of Reserves	Total Budgeted Sources	Budgeted Expenditures	Transfers Out	Total Budgeted Uses	Net Transfers *
Educational & General	\$ 6,810,691	\$ 1,658,008	\$ -	\$ 8,468,699	\$ (7,091,424)	\$ (1,377,275)	\$ (8,468,699)	\$ 280,733
Designated	\$ 2,319,044	\$ 115,317	\$ 273,734	\$ 2,708,095	\$ (974,746)	\$ (1,733,349)	\$ (2,708,095)	\$ (1,618,032)
Auxiliary Enterprises	\$ 225,000	\$ -	\$ 103,105	\$ 328,105	\$ (328,105)	\$ -	\$ (328,105)	\$ -
<b>Total</b>	<b>\$ 9,354,735</b>	<b>\$ 1,773,325</b>	<b>\$ 376,839</b>	<b>\$ 11,504,899</b>	<b>\$ (8,394,275)</b>	<b>\$ (3,110,624)</b>	<b>\$ (11,504,899)</b>	<b>\$ (1,337,299)</b>



DENISE M. TRAUTH  
PRESIDENT

OFFICE OF THE PRESIDENT

phone 512.245.2121

fax 512.245.8088

601 UNIVERSITY DRIVE  
SAN MARCOS, TEXAS 78666-4684

WWW.TXSTATE.EDU

July 30, 2018

Members of the Board of Regents  
The Texas State University System

Dear Members of the Board of Regents:

The fiscal year 2019 Texas State University budget reflects an all-funds increase of approximately 2.16 percent versus fiscal year 2018. Fiscal year 2019, being the second year of the state budget biennium, will bring only minor changes to our state appropriations which were already cut by approximately \$4.4 million in the first year of the biennium. Despite this state funding cut, Texas State's financial picture remains sound due in large part to the 2.95 percent tuition and fee increase previously approved by the Board of Regents and conservative financial planning on behalf of the University.

The enclosed proposed budget has been prepared using previously approved tuition and fee rates. Enrollment figures for the last 12 months were used to project income for fiscal year 2019. While we hope for a modest enrollment increase, we remain committed to the practice of not counting on increased revenue from enrollment growth until it materializes. Our plans for growth this year will be tested as both of our top competitors (UT Austin and Texas A&M) continue to grow with one of them having significantly increased the amount of financial aid it is awarding to students from funding sources not available to Texas State. Nevertheless, our enrollment for fall 2018 continues to look strong.

We have preliminarily funded a merit pool in this budget for faculty and staff salary increases based on one-percent of eligible salaries, though our employees' salaries, on average, continue to trail local and national markets by an amount much greater than this. However, the merit pool will not be allocated until January 2019. This will allow us to have reliable enrollment statistics and an estimate of the growth in Hazlewood Act tuition and fee waivers this fall before implementing this decision. The cost of this merit pool, if implemented for our employees paid from appropriations and tuition, is approximately \$2 million. Other income-generating and grant accounts must fund their own merit pool as their available resources allow.

In order to accommodate faculty promotion and tenure awards, an additional \$680,493 has been allocated. We added another \$113,199 for faculty summer salaries, reflecting further growth in our summer offerings. We also added \$128,031 to provide one-percent increases in graduate assistantships to try to keep these positions competitive with other universities. Due to the delayed implementation of the proposed merit pool, managers across Texas State have not yet allocated merit increases. Therefore, salary information in the budget reflects fiscal year 2018 levels.

The estimated cost for employee and retiree health insurance has increased by \$104,987 for fiscal year 2019. This amount is artificially low compared to the actual increase in the cost of insurance to the state because the Legislature directed the state insurance program to use its reserves in order to keep rate increases down this year. We expect those reserves to be depleted during fiscal year 2019 and significantly higher insurance cost increases to resume in fiscal year 2020.

We continue to invest in our future, even during tight budget times. The budget includes additional funding for new academic program implementation. Those programs include a Ph.D. in Computer Science, a Master of Science in Engineering, a Bachelor of Science in Civil Engineering, a Master of Science in Integrated Agriculture, a Ph.D. in Anthropology, and several others at a combined cost of just over \$3 million.

Through continuous and concerted energy-saving efforts, we are able to limit any increases to the university's utilities budget for existing buildings. However, the opening of over 300,000 square feet of new space across Bruce and Gloria Ingram Hall, Willow Hall, and the University Events Center requires an increase in our utilities budget of approximately \$1 million.

As a university with thousands of veterans and their family members currently enrolled, we fully support the spirit of the Hazlewood Act. In fact, Texas State has the second highest number of Hazlewood program participants of any university in Texas. However, this largely unfunded mandate continues to place a significant burden on the University. We have waived more than \$19 million in tuition and fees under this program in fiscal year 2018 alone while receiving only a little more than \$2 million from the state to help offset that loss. This continues to place a significant and increasing drain on our resources.

Our past and planned growth provides necessary opportunities for improved financial strength, academic quality, and student services. However, growth does not come without increased costs. Each fall, we increase the salary budget of each academic department in order to hire additional faculty to teach the classes required by growth. Our efficient use of classroom and laboratory space is already the best among all universities in Texas, yet we continue to find ways to accommodate more students each fall.

Texas State has a bright financial future even as state appropriations continue to decrease. With all of the challenges that face us, we are particularly thankful to you, our Board members, for your ongoing support. Your leadership has been instrumental in allowing us to make tremendous progress in moving the university forward, serving more students each year, progressing toward National Research University status, and ensuring a high quality education for our students.

Sincerely,



Denise M. Trauth  
President



Eric Algoe  
Vice President for Finance and Support Services

Enclosure

xc: Chancellor Brian McCall



# Texas State University

**Table A 1**  
**Educational and General Funds**  
**Revenues and Transfers**

	FY 2018		FY 2019		Variance		Note
	APPROVED BUDGET		PROPOSED BUDGET		DOLLAR	PERCENT	
Total Statutory Tuition and Fees	\$	55,534,000	\$	55,898,526	\$	364,526	0.66%
State Appropriation							
Bill Pattern General Revenue	\$	110,242,894	\$	109,087,076	\$	(1,155,818)	-1.05%
Benefits	\$	26,327,416	\$	25,740,048	\$	(587,368)	-2.23%
Higher Education Fund	\$	37,162,755	\$	37,162,755	\$	-	0.00%
Hazlewood Reimbursement	\$	1,000,000	\$	1,000,000	\$	-	0.00%
Other	\$	-	\$	-	\$	-	0.00%
Total State Appropriations	\$	174,733,065	\$	172,989,879	\$	(1,743,186)	-1.00%
Other Revenue	\$	1,636,000	\$	1,679,000	\$	43,000	2.63%
Total Revenues	\$	231,903,065	\$	230,567,405	\$	(1,335,660)	-0.58%
Transfers In							
Designated Tuition	\$	51,935,989	\$	54,410,874	\$	2,474,885	4.77%
Technology Service Fee	\$	-	\$	-	\$	-	0.00%
Other	\$	-	\$	-	\$	-	0.00%
Total Transfers In	\$	51,935,989	\$	54,410,874	\$	2,474,885	4.77%
Budgeted Fund Balances	\$	-	\$	-	\$	-	0.00%
Total Budgeted Funds	\$	283,839,054	\$	284,978,279	\$	1,139,225	0.40%

# Texas State University

**Table A 2**  
**Educational and General Funds**  
**Budgeted Expenditures**

	FY 2018		FY 2019		Variance		Note
	APPROVED BUDGET		PROPOSED BUDGET		DOLLAR	PERCENT	
Instruction Support	\$	179,811,132	\$	182,192,212	\$	2,381,080	1.32%
Research / Organized Research	\$	8,830,292	\$	8,826,706	\$	(3,586)	-0.04%
Public Service	\$	1,403,656	\$	1,371,996	\$	(31,660)	-2.26%
Academic Support	\$	10,278,963	\$	10,552,355	\$	273,392	2.66%
Student Service Support	\$	6,918,848	\$	6,979,384	\$	60,537	0.87%
Institutional Support	\$	2,648,870	\$	2,547,049	\$	(101,822)	-3.84%
Plant Support	\$	12,771,065	\$	12,651,846	\$	(119,218)	-0.93%
Scholarships & Fellowships	\$	502,000	\$	502,000	\$	-	0.00%
<b>Total Expenditures</b>	<b>\$</b>	<b>223,164,825</b>	<b>\$</b>	<b>225,623,548</b>	<b>\$</b>	<b>2,458,723</b>	<b>1.10%</b>
Transfers Out							
TPEG	\$	6,915,180	\$	6,966,438	\$	51,258	0.74%
TRB Debt Service	\$	18,740,277	\$	17,387,991	\$	(1,352,286)	-7.22%
HEF - Debt Service	\$	5,808,500	\$	5,819,500	\$	11,000	0.19%
HEF - Plant	\$	29,210,272	\$	29,180,802	\$	(29,470)	-0.10%
Other	\$	-	\$	-	\$	-	0.00%
<b>Total Transfers Out</b>	<b>\$</b>	<b>60,674,229</b>	<b>\$</b>	<b>59,354,731</b>	<b>\$</b>	<b>(1,319,498)</b>	<b>-2.17%</b>
<b>Total Budgeted Expenditures &amp; Transfers Out</b>	<b>\$</b>	<b>283,839,054</b>	<b>\$</b>	<b>284,978,279</b>	<b>\$</b>	<b>1,139,225</b>	<b>0.40%</b>

(1)

# Texas State University

## Table A 2 Educational and General Funds Budgeted Expenditures

NOTE	ITEM DESCRIPTION	AMOUNT CHANGED	EXPLANATION
(1)	TRB Debt Service	\$ (1,352,286)	Reflects decrease in appropriation for debt service.

# Texas State University

**Table B 1  
Designated Funds  
Revenues and Transfers**

	FY 2018		FY 2019		Variance		Note
	APPROVED BUDGET		PROPOSED BUDGET		DOLLAR	PERCENT	
Tuition and Fees							
Designated Tuition	\$	198,865,000	\$	205,692,203	\$	6,827,203	3.43%
Advising Fee	\$	7,615,000	\$	7,588,000	\$	(27,000)	-0.35%
Technology Use / Computer Service Fee	\$	14,576,000	\$	14,576,000	\$	-	0.00%
Environmental Service Fee	\$	82,000	\$	82,000	\$	-	0.00%
ID / One-Card Fee	\$	-	\$	-	\$	-	0.00%
Library Fee	\$	11,600,000	\$	11,600,000	\$	-	0.00%
International Education Fee	\$	247,000	\$	247,000	\$	-	0.00%
Student Publication Fee	\$	680,000	\$	655,700	\$	(24,300)	-3.57%
Academic Program Fees	\$	-	\$	-	\$	-	0.00%
Distance Learning Fee	\$	3,500,000	\$	4,386,600	\$	886,600	25.33% (1)
Records Fee	\$	-	\$	-	\$	-	0.00%
Recreation Fee	\$	-	\$	-	\$	-	0.00%
University Center Fee	\$	-	\$	-	\$	-	0.00%
International Study Fee	\$	5,944,000	\$	5,412,125	\$	(531,875)	-8.95% (2)
Repeat Fee	\$	1,603,000	\$	1,603,000	\$	-	0.00%
Other	\$	4,684,000	\$	5,066,500	\$	382,500	8.17% (3)
<b>Total Tuition and Fees</b>	<b>\$</b>	<b>249,396,000</b>	<b>\$</b>	<b>256,909,128</b>	<b>\$</b>	<b>7,513,128</b>	<b>3.01%</b>
Investment Income	\$	1,745,000	\$	3,000,000	\$	1,255,000	71.92% (4)
Other Revenue	\$	17,048,000	\$	20,081,300	\$	3,033,300	17.79% (5)
<b>Total Revenues</b>	<b>\$</b>	<b>268,189,000</b>	<b>\$</b>	<b>279,990,428</b>	<b>\$</b>	<b>11,801,428</b>	<b>4.40%</b>
Transfers In							
TPEG	\$	6,915,180	\$	6,966,438	\$	51,258	0.74%
Auxiliary Funds	\$	-	\$	-	\$	-	0.00%
Other	\$	165,000	\$	386,250	\$	221,250	134.09% (6)
<b>Total Transfers In</b>	<b>\$</b>	<b>7,080,180</b>	<b>\$</b>	<b>7,352,688</b>	<b>\$</b>	<b>272,508</b>	<b>3.85%</b>
Budgeted Fund Balances	\$	-	\$	-	\$	-	0.00%
<b>Total Budgeted Funds</b>	<b>\$</b>	<b>275,269,180</b>	<b>\$</b>	<b>287,343,116</b>	<b>\$</b>	<b>12,073,936</b>	<b>4.39%</b>

# Texas State University

**Table B 1  
Designated Funds  
Revenues and Transfers**

NOTE	ITEM DESCRIPTION	AMOUNT CHANGED	EXPLANATION
(1)	Distance Learning Fee	\$ 886,600	Additional participation in electronic course offerings.
(2)	International Study Fee	\$ (531,875)	Adjusted to more accurately reflect expected revenue.
(3)	Other	\$ 382,500	Reflects increased participation in College of Business graduate programs.
(4)	Investment Income	\$ 1,255,000	Adjusted to more accurately reflect projected revenue.
(5)	Other Revenue	\$ 3,033,300	Reflects \$1.4M increase in administrative overhead; \$1M additional revenue from University Advancement Development Foundation; \$528k additional indirect cost recovery from increased grant activity.
(6)	Transfers In - Other	\$ 221,250	Increased transfer from College of Business for support of graduate programs.

# Texas State University

**Table B 2  
Designated Funds  
Budgeted Expenditures**

	FY 2018		FY 2019		Variance		Note
	APPROVED BUDGET		PROPOSED BUDGET		DOLLAR	PERCENT	
Instruction Support	\$ 30,211,766		\$ 30,088,042		\$ (123,723)	-0.41%	
Research / Organized Research	\$ 7,954,156		\$ 9,229,196		\$ 1,275,040	16.03%	(1)
Public Service	\$ 839,000		\$ 900,000		\$ 61,000	7.27%	
Academic Support	\$ 43,175,980		\$ 44,645,941		\$ 1,469,961	3.40%	
Student Support	\$ 9,425,880		\$ 9,495,266		\$ 69,386	0.74%	
Institutional Support	\$ 47,351,735		\$ 50,945,911		\$ 3,594,176	7.59%	(2)
Plant Support	\$ 31,980,226		\$ 34,076,899		\$ 2,096,673	6.56%	(3)
Scholarships & Fellowships	\$ 37,927,474		\$ 39,268,987		\$ 1,341,513	3.54%	
<b>Total Expenditures</b>	<b>\$ 208,866,216</b>		<b>\$ 218,650,242</b>		<b>\$ 9,784,026</b>	<b>4.68%</b>	
<b>Transfers Out</b>							
System Assessment	\$ 4,695,842		\$ 5,598,434		\$ 902,592	19.22%	(4)
Debt Service	\$ 4,237,133		\$ 3,444,316		\$ (792,818)	-18.71%	(5)
E&G	\$ 51,935,989		\$ 54,410,874		\$ 2,474,885	4.77%	
Auxiliary	\$ 5,369,000		\$ 4,853,000		\$ (516,000)	-9.61%	(6)
Other	\$ 165,000		\$ 386,250		\$ 221,250	134.09%	(7)
<b>Total Transfers Out</b>	<b>\$ 66,402,964</b>		<b>\$ 68,692,874</b>		<b>\$ 2,289,910</b>	<b>3.45%</b>	
<b>Total Budgeted Expenditures &amp; Transfers Out</b>	<b>\$ 275,269,180</b>		<b>\$ 287,343,116</b>		<b>\$ 12,073,936</b>	<b>4.39%</b>	

# Texas State University

**Table B 2  
Designated Funds  
Budgeted Expenditures**

NOTE	ITEM DESCRIPTION	AMOUNT CHANGED	EXPLANATION
(1)	Research/Organized Research	\$ 1,275,040	Increased focus on research/organized research expenditures in order to support the journey to achieving NRUF status.
(2)	Institutional Support	\$ 3,594,176	\$2.5M correction of permanent budget from transfer to institutional support; \$1M increase in permanent budget for the University Advancement Development Foundation account.
(3)	Plant Support	\$ 2,096,673	Includes \$960k purchased utilities increase, \$500k for the establishment of designated utility and maintenance for new Round Rock facilities, and \$243k increase in custodial contracts.
(4)	System Assessment	\$ 902,592	Established permanent budget for system assessment due to audit and legal functions being moved to the system office.
(5)	Debt Service	\$ (792,818)	Reduction in scheduled debt service to be paid from designated funds.
(6)	Auxiliary	\$ (516,000)	Decrease in athletic support from designated funds.
(7)	Other	\$ 221,250	Increased transfer from College of Business for support of graduate programs.

# Texas State University

**Table C 1  
Auxiliary Funds  
Revenues and Transfers**

	FY 2018		FY 2019		Variance		Note
	APPROVED BUDGET	PROPOSED BUDGET	DOLLAR	PERCENT	DOLLAR	PERCENT	
<b>Fees</b>							
Athletic Fee	\$ 18,211,000	\$ 19,160,000	\$ 949,000	5.21%			(1)
Medical Service Fee	\$ 4,081,000	\$ 4,019,000	\$ (62,000)	-1.52%			
Student Service Fee	\$ 7,000,000	\$ 6,940,000	\$ (60,000)	-0.86%			
Recreational Sport Fee	\$ 7,000,000	\$ 6,935,000	\$ (65,000)	-0.93%			
Student Center Fee	\$ 6,107,000	\$ 7,374,700	\$ 1,267,700	20.76%			(2)
Student Bus Fee	\$ 7,074,000	\$ 7,005,500	\$ (68,500)	-0.97%			
ID Card Fee	\$ -	\$ -	\$ -	0.00%			
Other	\$ -	\$ -	\$ -	0.00%			
<b>Total Fees</b>	<b>\$ 49,473,000</b>	<b>\$ 51,434,200</b>	<b>\$ 1,961,200</b>	<b>3.96%</b>			
<b>Sales and Services</b>							
			\$ -	0.00%			
Housing	\$ 45,812,000	\$ 45,580,000	\$ (232,000)	-0.51%			
Dining	\$ 15,250,000	\$ 16,000,000	\$ 750,000	4.92%			
Parking	\$ 7,754,000	\$ 7,871,000	\$ 117,000	1.51%			
Athletics	\$ 6,974,000	\$ 7,373,000	\$ 399,000	5.72%			(3)
Bookstore	\$ 8,750,000	\$ 8,500,000	\$ (250,000)	-2.86%			
Other	\$ 6,313,000	\$ 6,591,930	\$ 278,930	4.42%			
<b>Total Sales and Services</b>	<b>\$ 90,853,000</b>	<b>\$ 91,915,930</b>	<b>\$ 1,062,930</b>	<b>1.17%</b>			
Investment Income	\$ 2,313,000	\$ 2,057,000	\$ (256,000)	-11.07%			(4)
Other Income	\$ -	\$ -	\$ -	0.00%			
<b>Total Revenues</b>	<b>\$ 142,639,000</b>	<b>\$ 145,407,130</b>	<b>\$ 2,768,130</b>	<b>1.94%</b>			
<b>Transfers In</b>							
Designated Tuition	\$ 5,369,000	\$ 4,853,000	\$ (516,000)	-9.61%			(5)
Other	\$ 1,970,000	\$ 1,714,000	\$ (256,000)	-12.99%			(6)
<b>Total Transfers In</b>	<b>\$ 7,339,000</b>	<b>\$ 6,567,000</b>	<b>\$ (772,000)</b>	<b>-10.52%</b>			
Budgeted Fund Balances	\$ -	\$ -	\$ -	0.00%			
<b>Total Budgeted Funds</b>	<b>\$ 149,978,000</b>	<b>\$ 151,974,130</b>	<b>\$ 1,996,130</b>	<b>1.33%</b>			



# Texas State University

**Table C 1  
Auxiliary Funds  
Revenues and Transfers**

NOTE	ITEM DESCRIPTION	AMOUNT CHANGED	EXPLANATION
(1)	Athletic Fee	\$ 949,000	Reflects the Board-authorized fee increase of \$1/crhr for FY19.
(2)	Student Center Fee	\$ 1,267,700	Reflects the Board-authorized fee increase of \$18/semester for FY19.
(3)	Athletics	\$ 399,000	Increase in expected program revenue from new and continuing initiatives.
(4)	Investment Income	\$ (256,000)	Adjusted to more accurately reflect expected revenue.
(5)	Designated Tuition	\$ (516,000)	Decrease in athletic program support from designated funds.
(6)	Transfers In - Other	\$ (256,000)	Reduction in athletic program support from other designated funds.

# Texas State University

**Table C 2  
Auxiliary Funds  
Budgeted Expenditures**

	FY 2018		FY 2019		Variance		Note
	APPROVED BUDGET		PROPOSED BUDGET		DOLLAR	PERCENT	
Athletic Fee	\$ 18,211,000	\$	19,160,000	\$	\$ 949,000	5.21%	(1)
Medical Service Fee	\$ 3,810,105	\$	3,747,363	\$	(62,742)	-1.65%	
Student Service Fee	\$ 7,000,000	\$	6,940,000	\$	(60,000)	-0.86%	
Recreational Sport Fee	\$ 4,826,450	\$	4,817,700	\$	(8,750)	-0.18%	
Student Center Fee	\$ 5,200,750	\$	6,471,450	\$	1,270,700	24.43%	(2)
Student Bus Fee	\$ 7,187,000	\$	7,118,500	\$	(68,500)	-0.95%	
ID Card Fee	\$ -	\$	-	\$	-	0.00%	
<b>Total Fee Based Expenditures</b>	<b>\$ 46,235,305</b>	<b>\$</b>	<b>48,255,013</b>	<b>\$</b>	<b>2,019,708</b>	<b>4.37%</b>	
Housing	\$ 30,811,207	\$	30,749,161	\$	(62,046)	-0.20%	
Dining	\$ 14,109,038	\$	14,858,597	\$	749,559	5.31%	(3)
Parking	\$ 3,675,787	\$	3,707,249	\$	31,462	0.86%	
Athletics	\$ 10,019,984	\$	9,611,100	\$	(408,884)	-4.08%	
Bookstore	\$ 8,462,668	\$	8,211,780	\$	(250,888)	-2.96%	
Other	\$ 5,818,000	\$	6,096,930	\$	278,930	4.79%	
<b>Total Sales &amp; Services Based Expenditures</b>	<b>\$ 72,896,684</b>	<b>\$</b>	<b>73,234,817</b>	<b>\$</b>	<b>338,133</b>	<b>0.46%</b>	
Transfers Out							
Debt Service							
Medical Service	\$ 270,895	\$	271,637	\$	742	0.27%	
Athletics	\$ 4,293,016	\$	4,328,900	\$	35,884	0.84%	
Student Center	\$ 906,250	\$	903,250	\$	(3,000)	-0.33%	
Student Service	\$ -	\$	-	\$	-	0.00%	
Housing	\$ 15,000,793	\$	14,830,839	\$	(169,954)	-1.13%	
Dining	\$ 1,140,962	\$	1,141,403	\$	441	0.04%	
Parking and Public Safety	\$ 4,078,213	\$	4,163,752	\$	85,539	2.10%	
Recreational Sports	\$ 2,173,550	\$	2,117,300	\$	(56,250)	-2.59%	
Other	\$ 1,012,332	\$	1,013,220	\$	888	0.09%	
Real Estate Rental	\$ -	\$	-	\$	-	0.00%	
Vending	\$ -	\$	-	\$	-	0.00%	
Designated Funds	\$ -	\$	-	\$	-	0.00%	
Other	\$ 1,970,000	\$	1,714,000	\$	(256,000)	-12.99%	(4)
<b>Total Transfers Out</b>	<b>\$ 30,846,011</b>	<b>\$</b>	<b>30,484,301</b>	<b>\$</b>	<b>(361,710)</b>	<b>-1.17%</b>	
<b>Total Budgeted Expenditures &amp; Transfers Out</b>	<b>\$ 149,978,000</b>	<b>\$</b>	<b>151,974,130</b>	<b>\$</b>	<b>1,996,130</b>	<b>1.33%</b>	

# Texas State University

**Table C 2  
Auxiliary Funds  
Budgeted Expenditures**

NOTE	ITEM DESCRIPTION	AMOUNT CHANGED	EXPLANATION
(1)	Athletic Fee	\$ 949,000	Increase in program expenditures.
(2)	Student Center Fee	\$ 1,270,700	Reflects budgeted increases in operating expenditures
(3)	Dining	\$ 749,559	Adjusted to more accurately reflect expected revenue.
(4)	Transfers Out - Other	\$ (256,000)	Reduction in athletic program support.

# Texas State University

**Table D**  
**Intercollegiate Athletics**  
**Estimated Revenue and Budgeted Expenditures**  
**Fiscal Year 2019**

	MEN					WOMEN				
	FOOTBALL	BASKETBALL	BASEBALL	TRACK	OTHER	BASKETBALL	VOLLEYBALL	SOFTBALL	TRACK	OTHER
<b>Revenues</b>										
<b>Sales and Service</b>										
Gate Receipts/Parking	\$ 800,000	\$ 50,000	\$ 75,000	\$ -	\$ -	\$ 10,000	\$ 7,000	\$ 15,000	\$ -	\$ -
Game Guarantees	\$ 1,200,000	\$ 185,000	\$ 3,000	\$ -	\$ -	\$ 45,000	\$ 7,000	\$ -	\$ -	\$ -
Concessions	\$ -	\$ -	\$ -	\$ -	\$ -	\$ -	\$ -	\$ -	\$ -	\$ -
<b>Other</b>										
Advertising	\$ -	\$ -	\$ -	\$ -	\$ -	\$ -	\$ -	\$ -	\$ -	\$ -
Licensing Fees	\$ -	\$ -	\$ -	\$ -	\$ -	\$ -	\$ -	\$ -	\$ -	\$ -
Camps	\$ -	\$ -	\$ -	\$ -	\$ -	\$ -	\$ -	\$ -	\$ -	\$ -
NCAA Revenue Sharing	\$ -	\$ -	\$ -	\$ -	\$ -	\$ -	\$ -	\$ -	\$ -	\$ -
Stadium Operations	\$ 814,000	\$ -	\$ 60,000	\$ -	\$ -	\$ -	\$ -	\$ 7,000	\$ -	\$ -
Other	\$ -	\$ -	\$ -	\$ -	\$ -	\$ -	\$ -	\$ -	\$ -	\$ -
<b>Total Sales and Services</b>	<b>\$ 2,814,000</b>	<b>\$ 235,000</b>	<b>\$ 138,000</b>	<b>\$ -</b>	<b>\$ -</b>	<b>\$ 55,000</b>	<b>\$ 14,000</b>	<b>\$ 22,000</b>	<b>\$ -</b>	<b>\$ -</b>
Designated Tuition	\$ -	\$ -	\$ -	\$ -	\$ -	\$ -	\$ -	\$ -	\$ -	\$ -
Athletic Fee	\$ -	\$ -	\$ -	\$ -	\$ -	\$ -	\$ -	\$ -	\$ -	\$ -
<b>Total Tuition and Fees</b>	<b>\$ -</b>	<b>\$ -</b>	<b>\$ -</b>	<b>\$ -</b>	<b>\$ -</b>	<b>\$ -</b>	<b>\$ -</b>	<b>\$ -</b>	<b>\$ -</b>	<b>\$ -</b>
<b>Budgeted Fund Balances</b>	<b>\$ -</b>	<b>\$ -</b>	<b>\$ -</b>	<b>\$ -</b>	<b>\$ -</b>	<b>\$ -</b>	<b>\$ -</b>	<b>\$ -</b>	<b>\$ -</b>	<b>\$ -</b>
<b>Total Budgeted Funds</b>	<b>\$ 2,814,000</b>	<b>\$ 235,000</b>	<b>\$ 138,000</b>	<b>\$ -</b>	<b>\$ -</b>	<b>\$ 55,000</b>	<b>\$ 14,000</b>	<b>\$ 22,000</b>	<b>\$ -</b>	<b>\$ -</b>
<b>Expenditures</b>										
Salaries	\$ 1,935,106	\$ 672,315	\$ 232,163	\$ 138,165	\$ 80,921	\$ 394,005	\$ 176,571	\$ 180,192	\$ 139,316	\$ 277,235
Benefits	\$ 628,909	\$ 218,502	\$ 75,453	\$ 44,904	\$ 26,299	\$ 128,052	\$ 57,386	\$ 58,562	\$ 45,278	\$ 90,101
Travel	\$ 1,134,529	\$ 311,875	\$ 257,070	\$ 136,150	\$ 45,328	\$ 301,000	\$ 180,105	\$ 220,837	\$ 140,150	\$ 287,248
Scholarships	\$ 2,686,000	\$ 410,800	\$ 369,720	\$ 398,160	\$ 142,200	\$ 474,000	\$ 379,200	\$ 379,200	\$ 568,800	\$ 884,800
Other Maintenance & Operating	\$ 1,075,471	\$ 74,618	\$ 80,735	\$ 17,036	\$ 12,850	\$ 56,000	\$ 27,877	\$ 31,779	\$ 18,036	\$ 40,554
Capital	\$ -	\$ -	\$ -	\$ -	\$ -	\$ -	\$ -	\$ -	\$ -	\$ -
<b>Total Budgeted Expenditures</b>	<b>\$ 7,460,015</b>	<b>\$ 1,688,110</b>	<b>\$ 1,015,141</b>	<b>\$ 734,415</b>	<b>\$ 307,598</b>	<b>\$ 1,353,057</b>	<b>\$ 821,139</b>	<b>\$ 870,570</b>	<b>\$ 911,580</b>	<b>\$ 1,579,938</b>

**Table D**  
**Intercollegiate Athletics**  
**Estimated Revenue and Budgeted Expenditures**  
**Fiscal Year 2019**

	TOTAL MEN	TOTAL WOMEN	OTHER ACTIVITIES	ADMIN	GRAND TOTAL
<b>Revenues</b>					
<b>Sales &amp; Services</b>					
Gate Receipts	\$ 925,000	\$ 32,000	\$ -	\$ -	\$ 957,000
Games Guarantees	\$ 1,388,000	\$ 52,000	\$ -	\$ -	\$ 1,440,000
Concessions	\$ -	\$ -	\$ -	\$ 215,000	\$ 215,000
<b>Other</b>					
Advertising	\$ -	\$ -	\$ -	\$ 625,000	\$ 625,000
Licensing Fee	\$ -	\$ -	\$ -	\$ 350,000	\$ 350,000
NCAA Revenue Sharing	\$ -	\$ -	\$ -	\$ 1,550,000	\$ 1,550,000
Camps	\$ -	\$ -	\$ -	\$ 150,000	\$ 150,000
Stadium Operations	\$ 874,000	\$ 7,000	\$ -	\$ -	\$ 881,000
Other	\$ -	\$ -	\$ -	\$ 1,205,000	\$ 1,205,000
<b>Total Sales and Services</b>	<b>\$ 3,187,000</b>	<b>\$ 91,000</b>	<b>\$ -</b>	<b>\$ 4,095,000</b>	<b>\$ 7,373,000</b>
Designated Tuition	\$ -	\$ -	\$ -	\$ 6,567,000	\$ 6,567,000
Athletic Fee	\$ -	\$ -	\$ -	\$ 19,160,000	\$ 19,160,000
<b>Total Tuition and Fees</b>	<b>\$ -</b>	<b>\$ -</b>	<b>\$ -</b>	<b>\$ 25,727,000</b>	<b>\$ 25,727,000</b>
Budgeted Fund Balances	\$ -	\$ -	\$ -	\$ -	\$ -
<b>Total Budgeted Funds</b>	<b>\$ 3,187,000</b>	<b>\$ 91,000</b>	<b>\$ -</b>	<b>\$ 29,822,000</b>	<b>\$ 33,100,000</b>
<b>Expenditures</b>					
Salaries	\$ 3,058,670	\$ 1,167,319	\$ -	\$ 3,088,989	\$ 7,314,978
Fringe Benefits	\$ 994,068	\$ 379,379	\$ -	\$ 1,003,553	\$ 2,377,000
Travel	\$ 1,884,952	\$ 1,129,340	\$ -	\$ 219,647	\$ 3,233,939
Scholarships	\$ 4,006,880	\$ 2,686,000	\$ -	\$ 1,057,501	\$ 7,750,381
O&M	\$ 1,260,710	\$ 174,246	\$ -	\$ 6,169,636	\$ 7,604,592
Capital	\$ -	\$ -	\$ -	\$ 76,109	\$ 76,109
Debt Service	\$ -	\$ -	\$ -	\$ 4,328,900	\$ 4,328,900
Other	\$ -	\$ -	\$ -	\$ 414,101	\$ 414,101
<b>Total Budgeted Expenditures</b>	<b>\$ 11,205,280</b>	<b>\$ 5,536,284</b>	<b>\$ -</b>	<b>\$ 16,358,436</b>	<b>\$ 33,100,000</b>

# Texas State University

**TABLE E**  
**Student Services and Activities Financed by Student Services Fees**  
**Estimated Revenue, Fund Balances and Budgeted Expenditures**

	FY 2018		FY 2019		Variance		Note
	APPROVED BUDGET		PROPOSED BUDGET		DOLLAR	PERCENT	
Student Services Fee per Semester Credit Hour	\$	10	\$	10	\$	-	0.00%
Student Services Fee Fund Balance at Beginning of Year (Net of Encumbrances)	\$	3,987,071	\$	3,745,411	\$	(241,660)	-6.06%
Forecasted Revenue:							
SSF Revenue	\$	7,000,000	\$	6,940,000	\$	(60,000)	-0.86%
Revenue Earned from Activities	\$	-	\$	-	\$	-	0.00%
Interest Revenue	\$	-	\$	-	\$	-	0.00%
Transfer In	\$	-	\$	-	\$	-	0.00%
Total Forecasted Revenue:	\$	7,000,000	\$	6,940,000	\$	(60,000)	-0.86%
Budgeted Student Service Fee Expenditures:							
1. Textbook Rentals					\$	-	0.00%
2. Recreational Activities	\$	621,527	\$	622,773	\$	1,246	0.20%
3. Health and Hospital Services					\$	-	0.00%
4. Medical Services					\$	-	0.00%
5. Intramural and Intercollegiate Athletics					\$	-	0.00%
6. Artists and Lecture Series	\$	41,700	\$	41,700	\$	-	0.00%
7. Cultural Entertainment Series	\$	144,397	\$	145,153	\$	756	0.52%
8. Debating and Oratorical Activities	\$	47,590	\$	47,590	\$	-	0.00%
9. Student Publications	\$	278,121	\$	278,609	\$	488	0.18%
10. Student Government	\$	62,105	\$	62,105	\$	-	0.00%
11. Student Fee Advisory Committee	\$	1,612	\$	1,612	\$	-	0.00%
12. Student Transportation Services Other Than Those in TEC 54.504, 511, 512, 513	\$	42,440	\$	42,440	\$	-	0.00%
13. Other (See Detail Below)	\$	6,002,168	\$	6,088,428	\$	86,260	1.44%
Total Budgeted Expenditures	\$	7,241,660	\$	7,330,409	\$	88,749	1.23%
Estimated Student Services Fee Fund Balance at End of Year	\$	3,745,411	\$	3,355,001	\$	(390,409)	-10.42%

Student Services Advisory Committee Meeting:

01/01/2018

**TABLE E**  
**Student Services and Activities Financed by Student Services Fees**  
**Estimated Revenue, Fund Balances and Budgeted Expenditures**

	FY 2018		FY 2019		Variance		Note
	APPROVED BUDGET		PROPOSED BUDGET		DOLLAR	PERCENT	
Detail of Other:							
Scholarships	\$	107,320	\$	107,320	\$	-	0.00%
Student Programming & Services	\$	3,920,506	\$	3,953,452	\$	32,946	0.84%
Student Travel	\$	88,775	\$	88,775	\$	-	0.00%
Central-Benefits, Administrative Overhead, Pay Increases	\$	1,885,567	\$	1,938,882	\$	53,315	2.83%
Total Other	\$	6,002,168	\$	6,088,428	\$	86,260	1.44%

## Texas State University

**Table F**  
**Matrix of Budgeted Operating Expenses**

	Instruction	Research	Public Service	Academic Support	Student Services	Institutional Support	Operation & Maintenance of Plant	Scholarships/ Fellowships	Auxiliary	Total Expenses
Salary	\$ 153,000,273	\$ 7,347,359	\$ 1,050,055	\$ 26,698,837	\$ 21,059,129	\$ 25,210,107	\$ 15,918,258	\$ -	\$ 20,339,828	\$ 270,623,845
Benefits	\$ 42,667,393	\$ 1,695,265	\$ 327,172	\$ 7,194,799	\$ 5,452,338	\$ 13,549,424	\$ 2,565,148	\$ -	\$ 6,217,603	\$ 79,669,142
Travel	\$ 2,965,333	\$ 31,635	\$ 23,000	\$ 328,623	\$ 394,495	\$ 268,558	\$ 34,703	\$ -	\$ 3,361,939	\$ 7,408,286
O&M	\$ 13,647,256	\$ 8,981,643	\$ 871,769	\$ 14,105,064	\$ 8,957,862	\$ 14,464,870	\$ 9,356,692	\$ 39,878,307	\$ 56,637,583	\$ 166,901,045
Utilities				\$ -	\$ 6,000	\$ -	\$ 20,265,596	\$ -	\$ 12,249,000	\$ 32,520,596
Capital				\$ 6,870,973	\$ 15,000	\$ -	\$ 320,000	\$ -	\$ 1,434,733	\$ 8,640,706
Other	\$ -	\$ -	\$ -	\$ -	\$ -	\$ -	\$ -	\$ -	\$ -	\$ -
<b>Total Budget</b>	<b>\$ 212,280,255</b>	<b>\$ 18,055,902</b>	<b>\$ 2,271,996</b>	<b>\$ 55,198,296</b>	<b>\$ 35,884,823</b>	<b>\$ 53,492,959</b>	<b>\$ 48,460,396</b>	<b>\$ 39,878,307</b>	<b>\$ 100,240,686</b>	<b>\$ 565,763,619</b>



## Texas State University

Recapitulation of Budgeted Revenues, Expenditures, Transfers, and Use of Reserves  
For Fiscal Year Ending August 31, 2019

	Estimated Revenues	Transfers In	Budgeted Use of Reserves	Total Budgeted Sources	Budgeted Expenditures	Transfers Out	Total Budgeted Uses	Net Transfers *
Educational & General	\$ 230,567,405	\$ 54,410,874	\$ -	\$ 284,978,279	\$ (225,623,548)	\$ (59,354,731)	\$ (284,978,279)	\$ (4,943,857)
Designated	\$ 279,990,428	\$ 7,352,688	\$ -	\$ 287,343,116	\$ (218,650,242)	\$ (68,692,874)	\$ (287,343,116)	\$ (61,340,186)
Auxiliary Enterprises	\$ 145,407,130	\$ 6,567,000	\$ -	\$ 151,974,130	\$ (121,489,829)	\$ (30,484,301)	\$ (151,974,130)	\$ (23,917,301)
<b>Total</b>	<b>\$ 655,964,963</b>	<b>\$ 68,330,562</b>	<b>\$ -</b>	<b>\$ 724,295,525</b>	<b>\$ (565,763,619)</b>	<b>\$ (158,531,906)</b>	<b>\$ (724,295,525)</b>	<b>\$ (90,201,343)</b>



LAMAR INSTITUTE  
OF TECHNOLOGY

July 16, 2018

Members of the Board of Regents  
The Texas State University System

Dear Regents:

This letter provides the following recommendations for the annual budget of Lamar Institute of Technology (LIT) for the fiscal year beginning September 1, 2018. The budget was prepared assuming flat enrollment for FY 2019 compared to FY 2017. The proposed budget includes all educational and general, designated, and auxiliary enterprise activities.

### **Education and General Funds**

LIT's General Revenue Appropriation decreased overall by 1.5% or \$142,482 from FY2018. This was caused by the Tuition Revenue Bond (TRB) Debt Service decrease of \$144,029. Higher Education Funds (HEF) appropriations remained at \$2,580,521. These funds will be used for needed renovations of facilities. Being focused on efficiencies, the institution realized a \$326,000 cost savings which was used to reinvest into the following:

- A 3% raise to full time employees employed more than 6 months.
- An increase in adjunct pay from \$43.75 per hour to \$45.
- Pay to development on line courses of \$500.
- An increase of \$3,000 in the stipend of Department Chairs.

Our employees are very important for the success of LIT and we are excited to provide these changes. As a part of our shared governance and our budget process, a 'College Conservation' with all faculty and staff was instituted in April to gather input related to budget priorities.

### **Designated Funds**

Designated funds are allocated to provide Academic programs with equipment and supplies. With a review of efficiencies, a 7.6% reduction of maintenance and operations was realized from 2018 in the amount of \$45,360. Also those areas that support Academics, such as Marketing, Student Success, Facilities and Information Technology are funded by Designated funds. An increase in Designated Tuition was approved by the board for Fall 2018 for an increase of 2.68% or \$132,269. A Designated transfer of \$280,144 was allocated to support the Education and General budget.

**Auxiliary Funds**


Auxiliary revenue for Student Center Fees, Health Center Fees, and Recreational Sports Center Fees of \$690,910 are collected from LIT students and passed to Lamar University for use of their facilities. Student Services Fees, Student ID Fees, and Parking Fees of \$1,454,436 are collected and expended at LIT. LIT continues to operate Megabytes (which includes some hot meal options) for students, faculty, and staff.

**Conclusion**

Despite LIT starting its Fall 2017 semester with Hurricane Harvey, an 8% enrollment growth was realized. The Fire Academy was a total loss but thanks to local fire departments this program was not interrupted. Our Institution will remain fiscally responsible in its spending and will continue to look at cost-savings in all areas. With steady enrollment growth every long semester, plans for **10,000 students in 10 years** (our college's long range goal) has been incorporated in our updated Master Plan which will be presented to the board in November.

In short, LIT continues to operate financially, provide an excellent education to our students, and be a quality place to work for our faculty and staff.

Respectfully,

A handwritten signature in cursive script that reads "Lonnie L. Howard". The signature is written in black ink and is enclosed within a large, loopy circular flourish.

Dr. Lonnie L. Howard  
President

A handwritten signature in cursive script that reads "Bonnie Albright". The signature is written in black ink and is enclosed within a large, loopy circular flourish.

Bonnie Albright  
Vice President of Finance and Operations

# Lamar Institute of Technology

**Table A 1**  
**Educational and General Funds**  
**Revenues and Transfers**

	FY 2018		FY 2019		Variance		Note
	APPROVED BUDGET		PROPOSED BUDGET		DOLLAR	PERCENT	
Total Statutory Tuition and Fees	\$	3,017,034	\$	3,017,034	\$	-	0.00%
State Appropriation							
Bill Pattern General Revenue	\$	9,829,225	\$	9,686,743	\$	(142,482)	-1.45%
Benefits	\$	2,618,602	\$	2,660,941	\$	42,339	1.62%
Higher Education Fund	\$	2,580,521	\$	2,580,521	\$	-	0.00%
Hazlewood Reimbursement	\$	-	\$	40,344	\$	40,344	100.00%
Other	\$	-	\$	-	\$	-	0.00%
Total State Appropriations	\$	15,028,348	\$	14,968,549	\$	(59,799)	-0.40%
Other Revenue	\$	9,693	\$	14,027	\$	4,334	44.71%
Total Revenues	\$	18,055,075	\$	17,999,610	\$	(55,465)	-0.31%
Transfers In							
Designated Tuition	\$	280,144	\$	280,144	\$	-	0.00%
Technology Service Fee	\$	-	\$	-	\$	-	0.00%
Other	\$	-	\$	-	\$	-	0.00%
Total Transfers In	\$	280,144	\$	280,144	\$	-	0.00%
Budgeted Fund Balances	\$	-	\$	-	\$	-	0.00%
Total Budgeted Funds	\$	18,335,219	\$	18,279,754	\$	(55,465)	-0.30%

# Lamar Institute of Technology

**Table A 2**  
**Educational and General Funds**  
**Budgeted Expenditures**

	FY 2018		FY 2019		Variance		Note
	APPROVED BUDGET		PROPOSED BUDGET		DOLLAR	PERCENT	
Instruction Support	\$	9,206,957	\$	9,492,355	\$	285,398	3.10%
Research / Organized Research	\$	-	\$	-	\$	-	0.00%
Public Service	\$	847,902	\$	783,736	\$	(64,166)	-7.57%
Academic Support	\$	861,676	\$	765,635	\$	(96,041)	-11.15%
Student Service Support	\$	497,354	\$	472,845	\$	(24,509)	-4.93%
Institutional Support	\$	2,291,073	\$	2,272,416	\$	(18,657)	-0.81%
Plant Support	\$	683,655	\$	690,194	\$	6,539	0.96%
Scholarships & Fellowships	\$	-	\$	-	\$	-	0.00%
<b>Total Expenditures</b>	<b>\$</b>	<b>14,388,617</b>	<b>\$</b>	<b>14,477,181</b>	<b>\$</b>	<b>88,564</b>	<b>0.62%</b>
<b>Transfers Out</b>							
TPEG	\$	390,000	\$	390,000	\$	-	0.00%
TRB Debt Service	\$	1,476,081	\$	1,332,052	\$	(144,029)	-9.76%
HEF - Debt Service	\$	-	\$	-	\$	-	0.00%
HEF - Plant	\$	2,080,521	\$	2,080,521	\$	-	0.00%
Other	\$	-	\$	-	\$	-	0.00%
<b>Total Transfers Out</b>	<b>\$</b>	<b>3,946,602</b>	<b>\$</b>	<b>3,802,573</b>	<b>\$</b>	<b>(144,029)</b>	<b>-3.65%</b>
<b>Total Budgeted Expenditures &amp; Transfers Out</b>	<b>\$</b>	<b>18,335,219</b>	<b>\$</b>	<b>18,279,754</b>	<b>\$</b>	<b>(55,465)</b>	<b>-0.30%</b>

# Lamar Institute of Technology

**Table B 1  
Designated Funds  
Revenues and Transfers**

	FY 2018		FY 2019		Variance		Note
	APPROVED BUDGET		PROPOSED BUDGET		DOLLAR	PERCENT	
<b>Tuition and Fees</b>							
Designated Tuition	\$	4,931,548	\$	5,063,817	\$	132,269	2.68%
Advising Fee	\$	-	\$	-	\$	-	0.00%
Technology Use / Computer Service Fee	\$	1,065,522	\$	1,031,702	\$	(33,820)	-3.17%
Environmental Service Fee	\$	-	\$	-	\$	-	0.00%
ID / One-Card Fee	\$	-	\$	-	\$	-	0.00%
Library Fee	\$	289,917	\$	289,917	\$	-	0.00%
International Education Fee	\$	-	\$	-	\$	-	0.00%
Student Publication Fee	\$	-	\$	-	\$	-	0.00%
Academic Program Fees	\$	433,210	\$	433,210	\$	-	0.00%
Distance Learning Fee	\$	160,000	\$	160,000	\$	-	0.00%
Records Fee	\$	-	\$	-	\$	-	0.00%
Recreation Fee	\$	-	\$	-	\$	-	0.00%
University Center Fee	\$	-	\$	-	\$	-	0.00%
International Study Fee	\$	-	\$	-	\$	-	0.00%
Repeat Fee	\$	-	\$	-	\$	-	0.00%
Other	\$	195,300	\$	114,763	\$	(80,537)	-41.24%
<b>Total Tuition and Fees</b>	<b>\$</b>	<b>7,075,497</b>	<b>\$</b>	<b>7,093,409</b>	<b>\$</b>	<b>17,912</b>	<b>0.25%</b>
Investment Income	\$	11,362	\$	19,903	\$	8,541	75.17%
Other Revenue	\$	17,000	\$	17,000	\$	-	0.00%
<b>Total Revenues</b>	<b>\$</b>	<b>7,103,859</b>	<b>\$</b>	<b>7,130,312</b>	<b>\$</b>	<b>26,453</b>	<b>0.37%</b>
<b>Transfers In</b>							
TPEG	\$	390,000	\$	390,000	\$	-	0.00%
Auxiliary Funds	\$	-	\$	-	\$	-	0.00%
Other	\$	-	\$	-	\$	-	0.00%
<b>Total Transfers In</b>	<b>\$</b>	<b>390,000</b>	<b>\$</b>	<b>390,000</b>	<b>\$</b>	<b>-</b>	<b>0.00%</b>
Budgeted Fund Balances	\$	-	\$	-	\$	-	0.00%
<b>Total Budgeted Funds</b>	<b>\$</b>	<b>7,493,859</b>	<b>\$</b>	<b>7,520,312</b>	<b>\$</b>	<b>26,453</b>	<b>0.35%</b>

# Lamar Institute of Technology

**Table B 2  
Designated Funds  
Budgeted Expenditures**

	FY 2018		FY 2019		Variance		Note
	APPROVED BUDGET		PROPOSED BUDGET		DOLLAR	PERCENT	
Instruction Support	\$	597,466	\$	552,106	\$	(45,360)	-7.59%
Research / Organized Research	\$	-	\$	-	\$	-	0.00%
Public Service	\$	535,184	\$	460,013	\$	(75,171)	-14.05%
Academic Support	\$	209,400	\$	185,799	\$	(23,601)	-11.27%
Student Support	\$	98,733	\$	93,483	\$	(5,250)	-5.32%
Institutional Support	\$	3,296,063	\$	3,381,898	\$	85,835	2.60%
Plant Support	\$	830,000	\$	860,000	\$	30,000	3.61%
Scholarships & Fellowships	\$	877,491	\$	877,491	\$	-	0.00%
<b>Total Expenditures</b>	<b>\$</b>	<b>6,444,337</b>	<b>\$</b>	<b>6,410,790</b>	<b>\$</b>	<b>(33,547)</b>	<b>-0.52%</b>
Transfers Out							
System Assessment	\$	153,347	\$	222,264	\$	68,917	44.94%
Debt Service	\$	-	\$	-	\$	-	0.00%
E&G	\$	280,144	\$	280,144	\$	-	0.00%
Auxiliary	\$	8,917	\$	-	\$	(8,917)	-100.00%
Other	\$	607,114	\$	607,114	\$	-	0.00%
<b>Total Transfers Out</b>	<b>\$</b>	<b>1,049,522</b>	<b>\$</b>	<b>1,109,522</b>	<b>\$</b>	<b>60,000</b>	<b>5.72%</b>
<b>Total Budgeted Expenditures &amp; Transfers Out</b>	<b>\$</b>	<b>7,493,859</b>	<b>\$</b>	<b>7,520,312</b>	<b>\$</b>	<b>26,453</b>	<b>0.35%</b>

# Lamar Institute of Technology

**Table C 1**  
**Auxiliary Funds**  
**Revenues and Transfers**

	FY 2018		FY 2019		Variance		Note
	APPROVED BUDGET		PROPOSED BUDGET		DOLLAR	PERCENT	
<b>Fees</b>							
Athletic Fee	\$	-	\$	-	\$	-	0.00%
Medical Service Fee	\$	182,331	\$	182,331	\$	-	0.00%
Student Service Fee	\$	1,106,000	\$	1,192,000	\$	86,000	7.78%
Recreational Sport Fee	\$	366,212	\$	366,212	\$	-	0.00%
Student Center Fee	\$	142,367	\$	142,367	\$	-	0.00%
Student Bus Fee	\$	-	\$	-	\$	-	0.00%
ID Card Fee	\$	10,180	\$	10,180	\$	-	0.00%
Other	\$	116,133	\$	116,133	\$	-	0.00%
<b>Total Fees</b>	<b>\$</b>	<b>1,923,223</b>	<b>\$</b>	<b>2,009,223</b>	<b>\$</b>	<b>86,000</b>	<b>4.47%</b>
<b>Sales and Services</b>							
Sales and Services	\$	-	\$	-	\$	-	0.00%
Housing	\$	-	\$	-	\$	-	0.00%
Dining	\$	163,253	\$	136,123	\$	(27,130)	-16.62%
Parking	\$	-	\$	-	\$	-	0.00%
Athletics	\$	-	\$	-	\$	-	0.00%
Bookstore	\$	-	\$	-	\$	-	0.00%
Other	\$	-	\$	-	\$	-	0.00%
<b>Total Sales and Services</b>	<b>\$</b>	<b>163,253</b>	<b>\$</b>	<b>136,123</b>	<b>\$</b>	<b>(27,130)</b>	<b>-16.62%</b>
<b>Investment Income</b>							
Investment Income	\$	-	\$	-	\$	-	0.00%
<b>Other Income</b>							
Other Income	\$	-	\$	-	\$	-	0.00%
<b>Total Revenues</b>	<b>\$</b>	<b>2,086,476</b>	<b>\$</b>	<b>2,145,346</b>	<b>\$</b>	<b>58,870</b>	<b>2.82%</b>
<b>Transfers In</b>							
Designated Tuition	\$	8,917	\$	-	\$	(8,917)	-100.00%
Other	\$	-	\$	-	\$	-	0.00%
<b>Total Transfers In</b>	<b>\$</b>	<b>8,917</b>	<b>\$</b>	<b>-</b>	<b>\$</b>	<b>(8,917)</b>	<b>-100.00%</b>
<b>Budgeted Fund Balances</b>							
Budgeted Fund Balances	\$	-	\$	-	\$	-	0.00%
<b>Total Budgeted Funds</b>	<b>\$</b>	<b>2,095,393</b>	<b>\$</b>	<b>2,145,346</b>	<b>\$</b>	<b>49,953</b>	<b>2.38%</b>



## Lamar Institute of Technology

**Table C 2  
Auxiliary Funds  
Budgeted Expenditures**

	FY 2018		FY 2019		Variance		Note
	APPROVED BUDGET		PROPOSED BUDGET		DOLLAR	PERCENT	
Athletic Fee	\$	-	\$	-	\$	-	0.00%
Medical Service Fee	\$	182,331	\$	182,331	\$	-	0.00%
Student Service Fee	\$	1,106,000	\$	998,123	\$	(107,877)	-9.75%
Recreational Sport Fee	\$	366,212	\$	366,212	\$	-	0.00%
Student Center Fee	\$	142,367	\$	142,367	\$	-	0.00%
Student Bus Fee		\$		-	\$	-	0.00%
ID Card Fee	\$	126,313	\$	126,313	\$	-	0.00%
<b>Total Fee Based Expenditures</b>	<b>\$</b>	<b>1,923,223</b>	<b>\$</b>	<b>1,815,346</b>	<b>\$</b>	<b>(107,877)</b>	<b>-5.61%</b>
Housing	\$	-	\$	-	\$	-	0.00%
Dining	\$	172,170	\$	330,000	\$	157,830	91.67%
Parking	\$	-	\$	-	\$	-	0.00%
Athletics	\$	-	\$	-	\$	-	0.00%
Bookstore	\$	-	\$	-	\$	-	0.00%
Other	\$	-	\$	-	\$	-	0.00%
<b>Total Sales &amp; Services Based Expenditures</b>	<b>\$</b>	<b>172,170</b>	<b>\$</b>	<b>330,000</b>	<b>\$</b>	<b>157,830</b>	<b>91.67%</b>
Transfers Out							
Debt Service							
Medical Service	\$	-	\$	-	\$	-	0.00%
Athletics	\$	-	\$	-	\$	-	0.00%
Student Center	\$	-	\$	-	\$	-	0.00%
Student Service	\$	-	\$	-	\$	-	0.00%
Housing	\$	-	\$	-	\$	-	0.00%
Dining	\$	-	\$	-	\$	-	0.00%
Parking and Public Safety	\$	-	\$	-	\$	-	0.00%
Recreational Sports	\$	-	\$	-	\$	-	0.00%
Other	\$	-	\$	-	\$	-	0.00%
Real Estate Rental	\$	-	\$	-	\$	-	0.00%
Vending	\$	-	\$	-	\$	-	0.00%
Designated Funds	\$	-	\$	-	\$	-	0.00%
Other	\$	-	\$	-	\$	-	0.00%
<b>Total Transfers Out</b>	<b>\$</b>	<b>-</b>	<b>\$</b>	<b>-</b>	<b>\$</b>	<b>-</b>	<b>0.00%</b>
<b>Total Budgeted Expenditures &amp; Transfers Out</b>	<b>\$</b>	<b>2,095,393</b>	<b>\$</b>	<b>2,145,346</b>	<b>\$</b>	<b>49,953</b>	<b>2.38%</b>

# Lamar Institute of Technology

**TABLE E**  
**Student Services and Activities Financed by Student Services Fees**  
**Estimated Revenue, Fund Balances and Budgeted Expenditures**

	FY 2018		FY 2019		Variance		Note
	APPROVED BUDGET		PROPOSED BUDGET		DOLLAR	PERCENT	
Student Services Fee per Semester Credit Hour	\$	24	\$	24	\$	-	0.00%
Student Services Fee Fund Balance at Beginning of Year (Net of Encumbrances)	\$	3,143,932	\$	3,072,845	\$	(71,087)	-2.26%
Forecasted Revenue:							
SSF Revenue	\$	1,106,000	\$	1,192,000	\$	86,000	7.78%
Revenue Earned from Activities	\$	-	\$	-	\$	-	0.00%
Interest Revenue	\$	5,000	\$	5,000	\$	-	0.00%
Transfer In	\$	-	\$	-	\$	-	0.00%
Total Forecasted Revenue:	\$	1,111,000	\$	1,197,000	\$	86,000	7.74%
Budgeted Student Service Fee Expenditures:							
1. Textbook Rentals	\$	-	\$	-	\$	-	0.00%
2. Recreational Activities	\$	225,630	\$	229,540	\$	3,910	1.73%
3. Health and Hospital Services	\$	-	\$	-	\$	-	0.00%
4. Medical Services	\$	-	\$	-	\$	-	0.00%
5. Intramural and Intercollegiate Athletics	\$	-	\$	-	\$	-	0.00%
6. Artists and Lecture Series	\$	13,000	\$	10,000	\$	(3,000)	-23.08%
7. Cultural Entertainment Series	\$	33,800	\$	29,800	\$	(4,000)	-11.83%
8. Debating and Oratorical Activities	\$	-	\$	-	\$	-	0.00%
9. Student Publications	\$	-	\$	-	\$	-	0.00%
10. Student Government	\$	85,435	\$	106,235	\$	20,800	24.35%
11. Student Fee Advisory Committee	\$	-	\$	-	\$	-	0.00%
12. Student Transportation Services Other Than Those in TEC 54.504, 511, 512, 513	\$	-	\$	-	\$	-	0.00%
13. Other (See Detail Below)	\$	969,832	\$	1,499,659	\$	529,827	54.63%
Total Budgeted Expenditures	\$	1,327,697	\$	1,875,234	\$	547,537	41.24%
Estimated Student Services Fee Fund Balance at End of Year	\$	2,927,235	\$	2,394,611	\$	(532,624)	-18.20%

Student Services Advisory Committee Meeting:

04/28/2018

**TABLE E**  
**Student Services and Activities Financed by Student Services Fees**  
**Estimated Revenue, Fund Balances and Budgeted Expenditures**

	FY 2018		FY 2019		Variance		Note	
	APPROVED BUDGET		PROPOSED BUDGET		DOLLAR	PERCENT		
Detail of Other:								
Media Lab	\$	-	\$	44,838	\$	44,838	100.00%	
Online Tutoring - Distance Education	\$	3,000	\$	6,003	\$	3,003	100.10%	
Public Information	\$	400,000	\$	450,000	\$	50,000	12.50%	
Contingency	\$	92,474	\$	50,000	\$	(42,474)	-45.93%	
Equipment/Furniture Student Success	\$	-	\$	250,000	\$	250,000	100.00%	1
Megabytes Food Service	\$	-	\$	215,000	\$	215,000	100.00%	2
Skills USA	\$	73,500	\$	76,000	\$	2,500	3.40%	
Professional Tutors - Learning Lab	\$	17,100	\$	22,800	\$	5,700	33.33%	
Salaries	\$	383,758	\$	385,018	\$	1,260	0.33%	
Total Other	\$	969,832	\$	1,499,659	\$	529,827	54.63%	

# Lamar Institute of Technology

**TABLE E**  
**Student Services and Activities Financed by Student Services Fees**  
**Estimated Revenue, Fund Balances and Budgeted Expenditures**

NOTE	ITEM DESCRIPTION	AMOUNT CHANGED	EXPLANATION
(1)	Equipment/Furniture Student Success	\$ 250,000	For the T-1 construction project - the students voted to used funds to purchase equipment and furniture in the new building for Student Success.
(2)	Megabytes Food Services	\$ 215,000	To keep food costs low and have a convenient place on campus to purchase food between class, the students voted to fund the loss on food service not to exceed \$215,000.

## Lamar Institute of Technology

**Table F**  
**Matrix of Budgeted Operating Expenses**

	Instruction	Research	Public Service	Academic Support	Student Services	Institutional Support	Operation & Maintenance of Plant	Scholarships/ Fellowships	Auxiliary	Total Expenses
Salary	\$ 7,200,000	\$ -	\$ 574,000	\$ 653,080	\$ 208,000	\$ 2,280,445	\$ 300,000	\$ -	\$ 404,000	\$ 11,619,525
Benefits	\$ 2,660,000	\$ -	\$ 173,000	\$ 236,354	\$ 74,000	\$ 622,646	\$ 70,000	\$ -	\$ 160,000	\$ 3,996,000
Travel	\$ -	\$ -	\$ 15,000	\$ 62,000	\$ 13,000	\$ 50,000	\$ -	\$ -	\$ 48,000	\$ 188,000
O&M	\$ 50,000	\$ -	\$ -	\$ -	\$ -	\$ 850,000	\$ 573,194	\$ -	\$ 15,000	\$ 1,488,194
Utilities	\$ 5,000	\$ -	\$ -	\$ -	\$ 3,000	\$ 630,000	\$ 372,000	\$ -	\$ -	\$ 1,010,000
Capital	\$ -	\$ -	\$ 20,000	\$ -	\$ 25,000	\$ 500,000	\$ -	\$ -	\$ 25,000	\$ 570,000
Other	\$ 129,461	\$ -	\$ 461,749	\$ -	\$ 243,328	\$ 721,223	\$ 235,000	\$ 877,491	\$ 1,493,346	\$ 4,161,598
<b>Total Budget</b>	<b>\$ 10,044,461</b>	<b>\$ -</b>	<b>\$ 1,243,749</b>	<b>\$ 951,434</b>	<b>\$ 566,328</b>	<b>\$ 5,654,314</b>	<b>\$ 1,550,194</b>	<b>\$ 877,491</b>	<b>\$ 2,145,346</b>	<b>\$ 23,033,317</b>

## Lamar Institute of Technology

Recapitulation of Budgeted Revenues, Expenditures, Transfers, and Use of Reserves  
For Fiscal Year Ending August 31, 2019

	Estimated Revenues	Transfers In	Budgeted Use of Reserves	Total Budgeted Sources	Budgeted Expenditures	Transfers Out	Total Budgeted Uses	Net Transfers *
Educational & General	\$ 17,999,610	\$ 280,144	\$ -	\$ 18,279,754	\$ (14,477,181)	\$ (3,802,573)	\$ (18,279,754)	\$ (3,522,429)
Designated	\$ 7,130,312	\$ 390,000	\$ -	\$ 7,520,312	\$ (6,410,790)	\$ (1,109,522)	\$ (7,520,312)	\$ (719,522)
Auxiliary Enterprises	\$ 2,145,346	\$ -	\$ -	\$ 2,145,346	\$ (2,145,346)	\$ -	\$ (2,145,346)	\$ -
<b>Total</b>	<b>\$ 27,275,268</b>	<b>\$ 670,144</b>	<b>\$ -</b>	<b>\$ 27,945,412</b>	<b>\$ (23,033,317)</b>	<b>\$ (4,912,095)</b>	<b>\$ (27,945,412)</b>	<b>\$ (4,241,951)</b>



July 6, 2018

The Honorable Regents:

We make the following declarations in conjunction with the submission of the Lamar State College – Orange budget and supporting Regents' Budget Summary for the fiscal year beginning September 1, 2018. The proposed budget encompasses the educational and general (E&G), designated, and auxiliary funds of the college.

### Assumptions

Enrollment for FY 18 was flat in comparison to FY 17. Accordingly, we used the FY 18 enrollment figures as the basis for predicting the revenue we expect to earn in the coming fiscal year. We do not anticipate any major changes that would impact either revenue or expenses.

### New Budget Initiatives

The current budget incorporates the non-formula funding that was approved during the last legislative session. We are continuing with the implementation of our maritime training program and the expansion of our Allied Health programs. The budget provides for equipping our Learning Technology department with the necessary tools to provide the best service to our online faculty and students, as well as supplement the learning experience for our traditional class offerings. We also budget for a significant technology upgrade to our computer labs on campus.

### Budget Reductions

The college offered senior faculty that met specific criteria a voluntary separation agreement to terminate their employment at Lamar State College – Orange. The objective was to reduce faculty salary costs by replacing senior faculty with lower paid junior faculty. Four faculty members took advantage of the opportunity. They will be replaced by three new faculty hires. The cost of this program will be recouped in the first year. The operating budgets throughout the college remained flat and did not provide for any increases to accommodate inflation.

## LAMAR STATE COLLEGE-ORANGE

410 Front Street ♦ Orange, Texas ♦ Phone: 409/883-7750 ♦ Fax: 409/882-3374

Through these reductions, the FY 2018 budget focuses on developing new programs and focusing resources to those initiatives.

### E&G Funds

We used actual FY18 tuition revenue to project our FY19 figure. This resulted in a revenue decrease of less than 1%. We are again allocating an amount equal to 35 percent of total salaries to cover our portion of employee benefit costs. We are proposing to transfer \$1,434,450 from designated funds to E&G to support salaries and utility costs. Our HEF allocation is budgeted for debt service (\$340,100) and capital equipment (\$306,729). The balance of our HEF appropriation is reserved for future capital projects. The budget is reflective of the additional appropriation of \$673,852 for non-formula support for new Allied Health programs and the Maritime technology program.

### Designated Funds

Overall tuition and fee revenue for designated funds is budgeted to be relatively flat, The college does budget for tuition revenue to increase over 2018 actual activity as a result of designated tuition increase previously approved by the Board effective this fall. However, waivers related to dual credit are budgeted to increase to reflect the trend regarding those waivers. The budget uses \$120,000 in computer use fee fund balance to cover costs for much needed upgrades in computer labs on campus and fund balance of \$70,557 in possible equipment needs in the area of workforce training.

### Auxiliary Funds

The auxiliary fund budget mirrors last year's budget. Projected revenue will cover our projected expenses.

### Salary Administration

The salaries of faculty and staff continue to be lower than those of our peer campuses. The proposed budget contains a modest salary increase of three percent to keep up with increases in the cost of living.



Conclusion

Despite challenges, Lamar State College – Orange remains in sound fiscal condition. We have adequate resources to maintain our commitment to quality instruction and associated support services. We have adequate financial reserves to handle any unanticipated contingencies.

Sincerely,



Dr. J. Michael Shahan  
President



Jeff Horton, CPA  
Vice President for Finance and Operations

# Lamar State College-Orange

**Table A 1**  
**Educational and General Funds**  
**Revenues and Transfers**

	FY 2018		FY 2019		Variance		Note
	APPROVED BUDGET		PROPOSED BUDGET		DOLLAR	PERCENT	
Total Statutory Tuition and Fees	\$	2,300,262	\$	2,281,692	\$	(18,570)	-0.81%
State Appropriation							
Bill Pattern General Revenue	\$	8,293,981	\$	8,056,076	\$	(237,905)	-2.87%
Benefits	\$	2,026,478	\$	2,083,250	\$	56,772	2.80%
Higher Education Fund	\$	1,694,343	\$	1,694,343	\$	-	0.00%
Hazlewood Reimbursement	\$	-	\$	-	\$	-	0.00%
Other	\$	-	\$	-	\$	-	0.00%
Total State Appropriations	\$	12,014,802	\$	11,833,669	\$	(181,133)	-1.51%
Other Revenue	\$	15,000	\$	15,949	\$	949	6.33%
Total Revenues	\$	14,330,064	\$	14,131,310	\$	(198,754)	-1.39%
Transfers In							
Designated Tuition	\$	1,609,366	\$	1,434,450	\$	(174,916)	-10.87%
Technology Service Fee	\$	-	\$	-	\$	-	0.00%
Other	\$	-	\$	-	\$	-	0.00%
Total Transfers In	\$	1,609,366	\$	1,434,450	\$	(174,916)	-10.87%
Budgeted Fund Balances	\$	-	\$	-	\$	-	0.00%
Total Budgeted Funds	\$	15,939,430	\$	15,565,760	\$	(373,670)	-2.34%

# Lamar State College-Orange

**Table A 2**  
**Educational and General Funds**  
**Budgeted Expenditures**

	FY 2018		FY 2019		Variance		Note
	APPROVED BUDGET		PROPOSED BUDGET		DOLLAR	PERCENT	
Instruction Support	\$	7,231,548	\$	6,960,607	\$	(270,941)	-3.75%
Research / Organized Research	\$	-	\$	-	\$	-	0.00%
Public Service	\$	66,527	\$	76,798	\$	10,271	15.44%
Academic Support	\$	1,337,237	\$	1,326,139	\$	(11,098)	-0.83%
Student Service Support	\$	925,696	\$	964,127	\$	38,431	4.15%
Institutional Support	\$	1,810,583	\$	1,827,490	\$	16,907	0.93%
Plant Support	\$	1,631,393	\$	1,707,803	\$	76,410	4.68%
Scholarships & Fellowships	\$	-	\$	-	\$	-	0.00%
<b>Total Expenditures</b>	<b>\$</b>	<b>13,002,984</b>	<b>\$</b>	<b>12,862,964</b>	<b>\$</b>	<b>(140,020)</b>	<b>-1.08%</b>
Transfers Out							
TPEG	\$	403,902	\$	395,583	\$	(8,319)	-2.06%
TRB Debt Service	\$	1,158,403	\$	919,599	\$	(238,804)	-20.61%
HEF - Debt Service	\$	342,300	\$	340,100	\$	(2,200)	-0.64%
HEF - Plant	\$	1,031,841	\$	1,047,514	\$	15,673	1.52%
Other	\$	-	\$	-	\$	-	0.00%
<b>Total Transfers Out</b>	<b>\$</b>	<b>2,936,446</b>	<b>\$</b>	<b>2,702,796</b>	<b>\$</b>	<b>(233,650)</b>	<b>-7.96%</b>
<b>Total Budgeted Expenditures &amp; Transfers Out</b>	<b>\$</b>	<b>15,939,430</b>	<b>\$</b>	<b>15,565,760</b>	<b>\$</b>	<b>(373,670)</b>	<b>-2.34%</b>

(1)

# Lamar State College-Orange

## Table A 2 Educational and General Funds Budgeted Expenditures

<b>NOTE</b>	<b>ITEM DESCRIPTION</b>	<b>AMOUNT CHANGED</b>	<b>EXPLANATION</b>
(1)	TRB Debt Service	\$ (238,804)	Last payment made on Series 2008 and Series 2015A debt in FY18.

# Lamar State College-Orange

**Table B 1  
Designated Funds  
Revenues and Transfers**

	FY 2018		FY 2019		Variance		Note
	APPROVED BUDGET		PROPOSED BUDGET		DOLLAR	PERCENT	
Tuition and Fees							
Designated Tuition	\$	3,691,345	\$	3,663,174	\$	(28,171)	-0.76%
Advising Fee	\$	-	\$	-	\$	-	0.00%
Technology Use / Computer Service Fee	\$	964,110	\$	981,149	\$	17,039	1.77%
Environmental Service Fee	\$	-	\$	-	\$	-	0.00%
ID / One-Card Fee	\$	-	\$	-	\$	-	0.00%
Library Fee	\$	130,428	\$	131,750	\$	1,322	1.01%
International Education Fee	\$	-	\$	-	\$	-	0.00%
Student Publication Fee	\$	-	\$	-	\$	-	0.00%
Academic Program Fees	\$	-	\$	-	\$	-	0.00%
Distance Learning Fee	\$	-	\$	-	\$	-	0.00%
Records Fee	\$	-	\$	-	\$	-	0.00%
Recreation Fee	\$	-	\$	-	\$	-	0.00%
University Center Fee	\$	-	\$	-	\$	-	0.00%
International Study Fee	\$	-	\$	-	\$	-	0.00%
Repeat Fee	\$	-	\$	-	\$	-	0.00%
Other	\$	300,352	\$	318,334	\$	17,982	5.99%
Total Tuition and Fees	\$	5,086,235	\$	5,094,407	\$	8,172	0.16%
Investment Income	\$	77,805	\$	206,630	\$	128,825	165.57%
Other Revenue	\$	537,063	\$	536,670	\$	(393)	-0.07%
Total Revenues	\$	5,701,103	\$	5,837,707	\$	136,604	2.40%
Transfers In							
TPEG	\$	363,512	\$	356,025	\$	(7,487)	-2.06%
Auxiliary Funds	\$	73,400	\$	79,707	\$	6,307	8.59%
Other	\$	-	\$	-	\$	-	0.00%
Total Transfers In	\$	436,912	\$	435,732	\$	(1,180)	-0.27%
Budgeted Fund Balances	\$	54,438	\$	190,557	\$	136,119	250.04%
Total Budgeted Funds	\$	6,192,453	\$	6,463,996	\$	271,543	4.39%

# Lamar State College-Orange

**Table B 2  
Designated Funds  
Budgeted Expenditures**

	FY 2018		FY 2019		Variance		Note	
	APPROVED BUDGET		PROPOSED BUDGET		DOLLAR	PERCENT		
Instruction Support	\$	516,236	\$	798,471	\$	282,235	54.67%	(1)
Research / Organized Research	\$	-	\$	-	\$	-	0.00%	
Public Service	\$	610,368	\$	618,007	\$	7,639	1.25%	
Academic Support	\$	1,186,427	\$	1,149,750	\$	(36,677)	-3.09%	
Student Support	\$	86,341	\$	88,904	\$	2,563	2.97%	
Institutional Support	\$	1,274,969	\$	1,455,482	\$	180,513	14.16%	
Plant Support	\$	-	\$	-	\$	-	0.00%	
Scholarships & Fellowships	\$	767,012	\$	778,932	\$	11,920	1.55%	
<b>Total Expenditures</b>	<b>\$</b>	<b>4,441,353</b>	<b>\$</b>	<b>4,889,546</b>	<b>\$</b>	<b>448,193</b>	<b>10.09%</b>	
<b>Transfers Out</b>								
System Assessment	\$	138,468	\$	140,000	\$	1,532	1.11%	
Debt Service	\$	3,266	\$	-	\$	(3,266)	-100.00%	
E&G	\$	1,609,366	\$	1,434,450	\$	(174,916)	-10.87%	
Auxiliary	\$	-	\$	-	\$	-	0.00%	
Other	\$	-	\$	-	\$	-	0.00%	
<b>Total Transfers Out</b>	<b>\$</b>	<b>1,751,100</b>	<b>\$</b>	<b>1,574,450</b>	<b>\$</b>	<b>(176,650)</b>	<b>-10.09%</b>	
<b>Total Budgeted Expenditures &amp; Transfers Out</b>	<b>\$</b>	<b>6,192,453</b>	<b>\$</b>	<b>6,463,996</b>	<b>\$</b>	<b>271,543</b>	<b>4.39%</b>	

# Lamar State College-Orange

## Table B 2 Designated Funds Budgeted Expenditures

<u>NOTE</u>	<u>ITEM DESCRIPTION</u>	<u>AMOUNT CHANGED</u>	<u>EXPLANATION</u>
(1) Instruction Support		\$ 282,235	Reclassification of operating expenses from E&G to Designated. One time expenditure for Workforce Program.

# Lamar State College-Orange

**Table C 1  
Auxiliary Funds  
Revenues and Transfers**

	FY 2018		FY 2019		Variance		Note
	APPROVED BUDGET		PROPOSED BUDGET		DOLLAR	PERCENT	
<b>Fees</b>							
Athletic Fee	\$	-	\$	-	\$	-	0.00%
Medical Service Fee	\$	-	\$	-	\$	-	0.00%
Student Service Fee	\$	597,798	\$	594,030	\$	(3,768)	-0.63%
Recreational Sport Fee	\$	-	\$	-	\$	-	0.00%
Student Center Fee	\$	129,420	\$	130,916	\$	1,496	1.16%
Student Bus Fee	\$	-	\$	-	\$	-	0.00%
ID Card Fee	\$	-	\$	-	\$	-	0.00%
Other	\$	13,865	\$	13,865	\$	-	0.00%
<b>Total Fees</b>	<b>\$</b>	<b>741,083</b>	<b>\$</b>	<b>738,811</b>	<b>\$</b>	<b>(2,272)</b>	<b>-0.31%</b>
<b>Sales and Services</b>							
Sales and Services	\$	-	\$	-	\$	-	0.00%
Housing	\$	-	\$	-	\$	-	0.00%
Dining	\$	1,500	\$	1,500	\$	-	0.00%
Parking	\$	-	\$	-	\$	-	0.00%
Athletics	\$	-	\$	-	\$	-	0.00%
Bookstore	\$	72,000	\$	78,307	\$	6,307	8.76%
Other	\$	1,500	\$	1,500	\$	-	0.00%
<b>Total Sales and Services</b>	<b>\$</b>	<b>75,000</b>	<b>\$</b>	<b>81,307</b>	<b>\$</b>	<b>6,307</b>	<b>8.41%</b>
Investment Income	\$	17,200	\$	31,700	\$	14,500	84.30%



## Lamar State College-Orange

**Table C 2**  
**Auxiliary Funds**  
**Budgeted Expenditures**

	FY 2018		FY 2019		Variance		Note
	APPROVED BUDGET		PROPOSED BUDGET		DOLLAR	PERCENT	
Athletic Fee	\$ -	\$ -	\$ -	\$ -	\$ -	0.00%	
Medical Service Fee	\$ -	\$ -	\$ -	\$ -	\$ -	0.00%	
Student Service Fee	\$ 610,298	\$ 621,030	\$ 621,030	\$ 10,732	\$ 10,732	1.76%	
Recreational Sport Fee	\$ -	\$ -	\$ -	\$ -	\$ -	0.00%	
Student Center Fee	\$ 142,143	\$ 143,639	\$ 143,639	\$ 1,496	\$ 1,496	1.05%	
Student Bus Fee	\$ -	\$ -	\$ -	\$ -	\$ -	0.00%	
ID Card Fee	\$ -	\$ -	\$ -	\$ -	\$ -	0.00%	
<b>Total Fee Based Expenditures</b>	<b>\$ 752,441</b>	<b>\$ 764,669</b>	<b>\$ 764,669</b>	<b>\$ 12,228</b>	<b>\$ 12,228</b>	<b>1.63%</b>	
Housing	\$ -	\$ -	\$ -	\$ -	\$ -	0.00%	
Dining	\$ 1,500	\$ 1,500	\$ 1,500	\$ -	\$ -	0.00%	
Parking	\$ -	\$ -	\$ -	\$ -	\$ -	0.00%	
Athletics	\$ -	\$ -	\$ -	\$ -	\$ -	0.00%	
Bookstore	\$ -	\$ -	\$ -	\$ -	\$ -	0.00%	
Other	\$ 5,942	\$ 5,942	\$ 5,942	\$ -	\$ -	0.00%	
<b>Total Sales &amp; Services Based Expenditures</b>	<b>\$ 7,442</b>	<b>\$ 7,442</b>	<b>\$ 7,442</b>	<b>\$ -</b>	<b>\$ -</b>	<b>0.00%</b>	
Transfers Out							
Debt Service							
Medical Service	\$ -	\$ -	\$ -	\$ -	\$ -	0.00%	
Athletics	\$ -	\$ -	\$ -	\$ -	\$ -	0.00%	
Student Center	\$ -	\$ -	\$ -	\$ -	\$ -	0.00%	
Student Service	\$ -	\$ -	\$ -	\$ -	\$ -	0.00%	
Housing	\$ -	\$ -	\$ -	\$ -	\$ -	0.00%	
Dining	\$ -	\$ -	\$ -	\$ -	\$ -	0.00%	
Parking and Public Safety	\$ -	\$ -	\$ -	\$ -	\$ -	0.00%	
Recreational Sports	\$ -	\$ -	\$ -	\$ -	\$ -	0.00%	
Other	\$ -	\$ -	\$ -	\$ -	\$ -	0.00%	
Real Estate Rental	\$ -	\$ -	\$ -	\$ -	\$ -	0.00%	
Vending	\$ -	\$ -	\$ -	\$ -	\$ -	0.00%	
Designated Funds	\$ 73,400	\$ 79,707	\$ 79,707	\$ 6,307	\$ 6,307	8.59%	
Other	\$ -	\$ -	\$ -	\$ -	\$ -	0.00%	
<b>Total Transfers Out</b>	<b>\$ 73,400</b>	<b>\$ 79,707</b>	<b>\$ 79,707</b>	<b>\$ 6,307</b>	<b>\$ 6,307</b>	<b>8.59%</b>	
<b>Total Budgeted Expenditures &amp; Transfers Out</b>	<b>\$ 833,283</b>	<b>\$ 851,818</b>	<b>\$ 851,818</b>	<b>\$ 18,535</b>	<b>\$ 18,535</b>	<b>2.22%</b>	

# Lamar State College-Orange

**TABLE E**  
**Student Services and Activities Financed by Student Services Fees**  
**Estimated Revenue, Fund Balances and Budgeted Expenditures**

Student Services Fee per Semester Credit Hour	\$ 18	\$ 18	\$ -	0.00%
Student Services Fee Fund Balance at Beginning of Year (Net of Encumbrances)	\$ 2,289,886	\$ 2,289,886	\$ -	0.00%
Forecasted Revenue:				
SSF Revenue	\$ 597,798	\$ 594,030	\$ (3,768)	-0.63%
Revenue Earned from Activities	\$ -	\$ -	\$ -	0.00%
Interest Revenue	\$ 12,500	\$ 27,000	\$ 14,500	116.00%
Transfer In			\$ -	0.00%
<b>Total Forecasted Revenue:</b>	<b>\$ 610,298</b>	<b>\$ 621,030</b>	<b>\$ 10,732</b>	<b>1.76%</b>
Budgeted Student Service Fee Expenditures:				
1. Textbook Rentals	\$ -	\$ -	\$ -	0.00%
2. Recreational Activities	\$ 80,336	\$ 81,407	\$ 1,071	1.33%
3. Health and Hospital Services	\$ -	\$ -	\$ -	0.00%
4. Medical Services	\$ -	\$ -	\$ -	0.00%
5. Intramural and Intercollegiate Athletics	\$ 2,800	\$ 2,800	\$ -	0.00%
6. Artists and Lecture Series	\$ 50,000	\$ 49,500	\$ (500)	-1.00%
7. Cultural Entertainment Series	\$ -	\$ -	\$ -	0.00%
8. Debating and Oratorical Activities	\$ 33,578	\$ 31,178	\$ (2,400)	-7.15%
9. Student Publications	\$ 4,000	\$ 4,000	\$ -	0.00%
10. Student Government	\$ 33,634	\$ 33,634	\$ -	0.00%
11. Student Fee Advisory Committee	\$ -	\$ -	\$ -	0.00%
12. Student Transportation Services Other Than Those in TEC 54.504, 511, 512, 513	\$ -	\$ -	\$ -	0.00%
13. Other (See Detail Below)	\$ 405,950	\$ 418,511	\$ 12,561	3.09%
<b>Total Budgeted Expenditures</b>	<b>\$ 610,298</b>	<b>\$ 621,030</b>	<b>\$ 10,732</b>	<b>1.76%</b>
Estimated Student Services Fee Fund Balance at End of Year	\$ 2,289,886	\$ 2,289,886	\$ -	0.00%

Student Services Advisory Committee Meeting: 07/12/2018

**TABLE E**  
**Student Services and Activities Financed by Student Services Fees**  
**Estimated Revenue, Fund Balances and Budgeted Expenditures**

	FY 2018		FY 2019		Variance		Note
	APPROVED BUDGET		PROPOSED BUDGET		DOLLAR	PERCENT	
Detail of Other:							
Student Assistants Counseling/Student Activities	\$	29,970	\$	29,970	\$	-	0.00%
Special Populations	\$	22,194	\$	16,794	\$	(5,400)	-24.33%
Study Skills Assistance	\$	20,204	\$	20,204	\$	-	0.00%
Retention Counseling and Advising	\$	197,815	\$	207,776	\$	9,961	5.04%
Scholarships	\$	39,100	\$	47,100	\$	8,000	20.46%
Contingency	\$	45,967	\$	45,967	\$	-	0.00%
Title IX Awareness	\$	20,700	\$	20,700	\$	-	0.00%
Student Organizations	\$	28,000	\$	28,000	\$	-	0.00%
Bad Debt Expense for Student Service Fee	\$	2,000	\$	2,000	\$	-	0.00%
Total Other	\$	405,950	\$	418,511	\$	12,561	3.09%

## Lamar State College-Orange

**Table F**  
**Matrix of Budgeted Operating Expenses**

	Instruction	Research	Public Service	Academic Support	Student Services	Institutional Support	Operation & Maintenance of Plant	Scholarships/ Fellowships	Auxiliary	Total Expenses
Salary	\$ 4,739,146	\$ -	\$ 275,225	\$ 1,182,650	\$ 706,467	\$ 1,421,055	\$ 352,210	\$ -	\$ 237,943	\$ 8,914,696
Benefits	\$ 1,683,725	\$ -	\$ 97,790	\$ 419,712	\$ 250,984	\$ 504,769	\$ 124,883	\$ -	\$ 74,067	\$ 3,155,930
Travel	\$ 61,379	\$ -	\$ 8,300	\$ 2,500	\$ 17,778	\$ 38,577	\$ -	\$ -	\$ 20,934	\$ 149,468
O&M	\$ 284,302	\$ -	\$ 74,395	\$ 358,586	\$ 12,394	\$ 252,450	\$ 232,172	\$ -	\$ 79,903	\$ 1,294,202
Utilities	\$ -	\$ -	\$ 30,509	\$ 175,013	\$ -	\$ 74,831	\$ 530,038	\$ -	\$ 36,085	\$ 846,476
Capital	\$ 261,051	\$ -	\$ -	\$ 41,300	\$ 5,000	\$ 326,835	\$ 73,100	\$ -	\$ 12,000	\$ 719,286
Other	\$ 446,930	\$ -	\$ 209,873	\$ 580,585	\$ 64,582	\$ 647,846	\$ 407,486	\$ 776,082	\$ 311,179	\$ 3,444,563
<b>Total Budget</b>	<b>\$ 7,476,533</b>	<b>\$ -</b>	<b>\$ 696,092</b>	<b>\$ 2,760,346</b>	<b>\$ 1,057,205</b>	<b>\$ 3,266,363</b>	<b>\$ 1,719,889</b>	<b>\$ 776,082</b>	<b>\$ 772,111</b>	<b>\$ 18,524,621</b>

## Lamar State College-Orange

Recapitulation of Budgeted Revenues, Expenditures, Transfers, and Use of Reserves  
For Fiscal Year Ending August 31, 2019

	Estimated Revenues	Transfers In	Budgeted Use of Reserves	Total Budgeted Sources	Budgeted Expenditures	Transfers Out	Total Budgeted Uses	Net Transfers *
Educational & General	\$ 14,131,310	\$ 1,434,450	\$ -	\$ 15,565,760	\$ (12,862,964)	\$ (2,702,796)	\$ (15,565,760)	\$ (1,268,346)
Designated	\$ 5,837,707	\$ 435,732	\$ 190,557	\$ 6,463,996	\$ (4,889,546)	\$ (1,574,450)	\$ (6,463,996)	\$ (1,138,718)
Auxiliary Enterprises	\$ 851,818	\$ -	\$ -	\$ 851,818	\$ (772,111)	\$ (79,707)	\$ (851,818)	\$ (79,707)
<b>Total</b>	<b>\$ 20,820,835</b>	<b>\$ 1,870,182</b>	<b>\$ 190,557</b>	<b>\$ 22,881,574</b>	<b>\$ (18,524,621)</b>	<b>\$ (4,356,953)</b>	<b>\$ (22,881,574)</b>	<b>\$ (2,486,771)</b>



Lamar State College-Port Arthur  
Member of The Texas State University System™

July 16, 2018

Members of the Board of Regents,  
The Texas State University System

The Honorable Regents,

The following pages are the recommendations for the annual budget of Lamar State College-Port Arthur for the fiscal year beginning September 1, 2018.

Lamar State College-Port Arthur has experienced a positive trend in enrollment beginning in Fall 2015 and continuing through the Fall 2017 semesters. However, that trend was negatively affected by Hurricane Harvey on August 29, 2017 since it impacted virtually every LSCPA student to some degree. As a result of this impact, we expect enrollment to remain flat for the upcoming year as compared to the previous year. The unexpected trend caused by Hurricane Harvey has been offset by an increase in the designated tuition rate. Furthermore, enrollment figures for the last twelve months were used to project revenue for the upcoming year. The proposed budget includes all educational and general, designated and auxiliary enterprise activities as well as Higher Education Funds (HEF) budgeted for the upcoming year.

### **Education and General Funds**

The total revenues related to education and general funds which consist mainly of state appropriations for bill pattern revenue and benefits reflected less than a 1% increase from FY 2018 to FY 2019 from \$16,014,708 to \$16,119,022. Highlights for the coming year include the fact that LSCPA's partnerships with the local school districts have developed into a robust dual enrollment program that has grown 207% since the 83<sup>rd</sup> Legislative Session approved HB 5. LSCPA continues to work with local schools to offer *Early College High School* (ECHS). The majority of the students are categorized as at-risk students. The first cohort will graduate in 2020. Students who enroll in the ECHS in the 9<sup>th</sup> grade will have the opportunity to earn an Associate of Arts Degree or an Associate of Applied Science Degree. By the 4<sup>th</sup> year of the ECHS, the anticipated enrollment is 400 students. We are excited about the opportunities LSCPA provides to our community.

Due to the continued strategic efforts to improve efficiencies across the campus while being fiscally responsible including combining job descriptions, the decision to not fill certain vacant positions and the additional cost-cutting measure used to analyze designated expenses, we have funded a three percent merit pool in this budget for faculty and staff salary increases. The combination of these factors allowed us to meet the education and general requirements necessary for campus operations.

Our HEF allocation is budgeted for debt service of \$136,663 and capital equipment of \$935,750. The balance of \$1,085,371 is reserved for possible maintenance and emergency expenditures of our aging campus facilities. In addition, the reserve is available for supplementing a tentative capital project to expand a campus technology program that will provide more opportunities to our community.

### **Designated Funds**

Designated tuition includes projected revenue increases of approximately \$285,000 as a result of a designated tuition increase previously approved by the Board of Regents as well as the impact of new agreements for dual credit and ECHS students amounting to approximately \$100,000. Because appropriated and related tuition revenues are not sufficient to fully fund all educational and general expenditures, a designated transfer of approximately \$365,000 was budgeted to cover those expenditures. Furthermore, the budget allocates \$98,382 in computer use fee fund balance to cover telecommunications costs previously funded by E&G.

### **Auxiliary Funds**

The auxiliary budget reflects an increase in the use of the student service fee fund balance when compared to FY 2018 of approximately \$59,000 which is used to fund certain student projects as approved by the Student Advisory Committee. Other auxiliary fund budgets are comparable to last year's budget.

### **Current Fiscal Condition**

Lamar State College-Port Arthur is financially sound. The fiscal condition of the College continues to remain constant. Management intends to remain pro-active and continue to implement additional cost-reduction strategies to improve efficiency. As a result, the campus plans to achieve savings where possible to assure the campus has funds to operate in upcoming budget year.

The budget does provide for all of the needs of the campus and is balanced for FY 2019.

Sincerely,

  
Betty Reynard, President

  
Mary Wickland, Vice President for  
Finance and Operations

# Lamar State College-Port Arthur

**Table A 1**  
**Educational and General Funds**  
**Revenues and Transfers**

	FY 2018		FY 2019		Variance		Note	
	APPROVED BUDGET		PROPOSED BUDGET		DOLLAR	PERCENT		
Total Statutory Tuition and Fees	\$	2,235,814	\$	2,297,896	\$	62,082	2.78%	
State Appropriation								
Bill Pattern General Revenue	\$	9,293,644	\$	9,096,512	\$	(197,132)	-2.12%	
Benefits	\$	2,300,732	\$	2,527,238	\$	226,506	9.84%	1
Higher Education Fund	\$	2,157,784	\$	2,157,784	\$	-	0.00%	
Hazlewood Reimbursement	\$	-	\$	-	\$	-	0.00%	
Other	\$	9,275	\$	11,592	\$	2,317	24.98%	
Total State Appropriations	\$	13,761,435	\$	13,793,126	\$	31,691	0.23%	
Other Revenue	\$	17,459	\$	28,000	\$	10,541	60.38%	
Total Revenues	\$	16,014,708	\$	16,119,022	\$	104,314	0.65%	
Transfers In								
Designated Tuition	\$	435,100	\$	365,204	\$	(69,896)	-16.06%	
Technology Service Fee	\$	-	\$	-	\$	-	0.00%	
Other	\$	73,002	\$	-	\$	(73,002)	-100.00%	
Total Transfers In	\$	508,102	\$	365,204	\$	(142,898)	-28.12%	
Budgeted Fund Balances	\$	-	\$	-	\$	-	0.00%	
Total Budgeted Funds	\$	16,522,810	\$	16,484,226	\$	(38,584)	-0.23%	



# Lamar State College-Port Arthur

**Table A 1**  
**Educational and General Funds**  
**Revenues and Transfers**

<b>NOTE</b>	<b>ITEM DESCRIPTION</b>	<b>AMOUNT CHANGED</b>	<b>EXPLANATION</b>
(1)	Staff Appropriations - Benefits	\$ 226,506	

Increase in appropriated funds by Legislature for staff and retiree benefits.

# Lamar State College-Port Arthur

**Table A 2**  
**Educational and General Funds**  
**Budgeted Expenditures**

	FY 2018		FY 2019		Variance		Note	
	APPROVED BUDGET		PROPOSED BUDGET		DOLLAR	PERCENT		
Instruction Support	\$	6,631,870	\$	6,666,322	\$	34,452	0.52%	
Research / Organized Research	\$	-	\$	-	\$	-	0.00%	
Public Service	\$	187,479	\$	190,948	\$	3,469	1.85%	
Academic Support	\$	1,672,759	\$	1,441,848	\$	(230,911)	-13.80%	1
Student Service Support	\$	1,133,144	\$	1,140,424	\$	7,280	0.64%	
Institutional Support	\$	2,491,354	\$	2,999,971	\$	508,617	20.42%	2
Plant Support	\$	1,232,966	\$	1,212,552	\$	(20,414)	-1.66%	
Scholarships & Fellowships	\$	-	\$	-	\$	-	0.00%	
<b>Total Expenditures</b>	<b>\$</b>	<b>13,349,572</b>	<b>\$</b>	<b>13,652,065</b>	<b>\$</b>	<b>302,493</b>	<b>2.27%</b>	
Transfers Out								
TPEG	\$	332,338	\$	341,947	\$	9,609	2.89%	
TRB Debt Service	\$	1,466,211	\$	1,268,180	\$	(198,031)	-13.51%	
HEF - Debt Service	\$	136,663	\$	136,663	\$	-	0.00%	
HEF - Plant	\$	1,238,026	\$	1,085,371	\$	(152,655)	-12.33%	
Other	\$	-	\$	-	\$	-	0.00%	
<b>Total Transfers Out</b>	<b>\$</b>	<b>3,173,238</b>	<b>\$</b>	<b>2,832,161</b>	<b>\$</b>	<b>(341,077)</b>	<b>-10.75%</b>	
<b>Total Budgeted Expenditures &amp; Transfers Out</b>	<b>\$</b>	<b>16,522,810</b>	<b>\$</b>	<b>16,484,226</b>	<b>\$</b>	<b>(38,584)</b>	<b>-0.23%</b>	

# Lamar State College-Port Arthur

**Table A 2**  
**Educational and General Funds**  
**Budgeted Expenditures**

NOTE	ITEM DESCRIPTION	AMOUNT CHANGED	EXPLANATION
(1)	Academic Support	\$ (230,911)	Decrease in several positions due to cost-cutting measures implemented at the end of FY 2017.
(2)	Institutional Support	\$ 508,617	Increase related to retiree medical insurance benefits.

# Lamar State College-Port Arthur

**Table B 1**  
**Designated Funds**  
**Revenues and Transfers**

	FY 2018		FY 2019		Variance		Note	
	APPROVED BUDGET		PROPOSED BUDGET		DOLLAR	PERCENT		
Tuition and Fees								
Designated Tuition	\$	3,055,000	\$	3,440,000	\$	385,000	12.60%	1
Advising Fee	\$	-	\$	-	\$	-	0.00%	
Technology Use / Computer Service Fee	\$	755,000	\$	750,000	\$	(5,000)	-0.66%	
Environmental Service Fee	\$	-	\$	-	\$	-	0.00%	
ID / One-Card Fee	\$	-	\$	-	\$	-	0.00%	
Library Fee	\$	146,000	\$	142,000	\$	(4,000)	-2.74%	
International Education Fee	\$	-	\$	-	\$	-	0.00%	
Student Publication Fee	\$	-	\$	-	\$	-	0.00%	
Academic Program Fees	\$	-	\$	-	\$	-	0.00%	
Distance Learning Fee	\$	95,000	\$	115,000	\$	20,000	21.05%	
Records Fee	\$	-	\$	-	\$	-	0.00%	
Recreation Fee	\$	-	\$	-	\$	-	0.00%	
University Center Fee	\$	-	\$	-	\$	-	0.00%	
International Study Fee	\$	-	\$	-	\$	-	0.00%	
Repeat Fee	\$	-	\$	-	\$	-	0.00%	
Other	\$	53,500	\$	49,600	\$	(3,900)	-7.29%	
Total Tuition and Fees	\$	4,104,500	\$	4,496,600	\$	392,100	9.55%	
Investment Income	\$	28,000	\$	50,000	\$	22,000	78.57%	
Other Revenue	\$	605,650	\$	490,700	\$	(114,950)	-18.98%	
Total Revenues	\$	4,738,150	\$	5,037,300	\$	299,150	6.31%	
Transfers In								
TPEG	\$	299,104	\$	307,752	\$	8,648	2.89%	
Auxiliary Funds	\$	-	\$	-	\$	-	0.00%	
Other	\$	-	\$	-	\$	-	0.00%	
Total Transfers In	\$	299,104	\$	307,752	\$	8,648	2.89%	
Budgeted Fund Balances	\$	287,962	\$	308,382	\$	20,420	7.09%	
Total Budgeted Funds	\$	5,325,216	\$	5,653,434	\$	328,218	6.16%	

# Lamar State College-Port Arthur

## Table B 1 Designated Funds Revenues and Transfers

<u>NOTE</u>	<u>ITEM DESCRIPTION</u>	<u>AMOUNT</u> <u>CHANGED</u>	<u>EXPLANATION</u>
(1)	Designated Tuition Fee	\$ 385,000	Increase in designated tuition due to rate increase of \$2.96 per SCH.

# Lamar State College-Port Arthur

**Table B 2  
Designated Funds  
Budgeted Expenditures**

	FY 2018		FY 2019		Variance		Note
	APPROVED BUDGET		PROPOSED BUDGET		DOLLAR	PERCENT	
Instruction Support	\$	580,335	\$	564,022	\$	(16,313)	-2.81%
Research / Organized Research	\$	-	\$	-	\$	-	0.00%
Public Service	\$	-	\$	-	\$	-	0.00%
Academic Support	\$	1,437,852	\$	1,326,784	\$	(111,068)	-7.72%
Student Support	\$	-	\$	-	\$	-	0.00%
Institutional Support	\$	1,315,407	\$	1,469,221	\$	153,814	11.69%
Plant Support	\$	944,796	\$	1,285,771	\$	340,975	36.09%
Scholarships & Fellowships	\$	417,196	\$	426,616	\$	9,420	2.26%
<b>Total Expenditures</b>	<b>\$</b>	<b>4,695,586</b>	<b>\$</b>	<b>5,072,414</b>	<b>\$</b>	<b>376,828</b>	<b>8.03%</b>
<b>Transfers Out</b>							
System Assessment	\$	133,072	\$	160,000	\$	26,928	20.24%
Debt Service	\$	6,600	\$	6,600	\$	-	0.00%
E&G	\$	435,100	\$	365,204	\$	(69,896)	-16.06%
Auxiliary	\$	54,858	\$	49,216	\$	(5,642)	-10.28%
Other	\$	-	\$	-	\$	-	0.00%
<b>Total Transfers Out</b>	<b>\$</b>	<b>629,630</b>	<b>\$</b>	<b>581,020</b>	<b>\$</b>	<b>(48,610)</b>	<b>-7.72%</b>
<b>Total Budgeted Expenditures &amp; Transfers Out</b>	<b>\$</b>	<b>5,325,216</b>	<b>\$</b>	<b>5,653,434</b>	<b>\$</b>	<b>328,218</b>	<b>6.16%</b>

1

# Lamar State College-Port Arthur

## Table B 2 Designated Funds Budgeted Expenditures

NOTE	ITEM DESCRIPTION	AMOUNT CHANGED	EXPLANATION
(1) Plant Support		\$ 340,975	Increase is related to reclassification of E&G expenses to designated as well as an increase in operating expenses associated with the ITC building being fully operational in FY 2019.

## Lamar State College-Port Arthur

**Table C 1**  
**Auxiliary Funds**  
**Revenues and Transfers**

	FY 2018		FY 2019		Variance		Note
	APPROVED BUDGET		PROPOSED BUDGET		DOLLAR	PERCENT	
<b>Fees</b>							
Athletic Fee	\$	358,000	\$	346,000	\$	(12,000)	-3.35%
Medical Service Fee	\$	-	\$	-	\$	-	0.00%
Student Service Fee	\$	710,000	\$	715,000	\$	5,000	0.70%
Recreational Sport Fee	\$	-	\$	-	\$	-	0.00%
Student Center Fee	\$	84,000	\$	82,000	\$	(2,000)	-2.38%
Student Bus Fee	\$	-	\$	-	\$	-	0.00%
ID Card Fee	\$	-	\$	-	\$	-	0.00%
Other	\$	49,000	\$	15,000	\$	(34,000)	-69.39%
<b>Total Fees</b>	<b>\$</b>	<b>1,201,000</b>	<b>\$</b>	<b>1,158,000</b>	<b>\$</b>	<b>(43,000)</b>	<b>-3.58%</b>
<b>Sales and Services</b>							
Sales and Services	\$	-	\$	-	\$	-	0.00%
Housing	\$	-	\$	-	\$	-	0.00%
Dining	\$	-	\$	-	\$	-	0.00%
Parking	\$	48,000	\$	37,000	\$	(11,000)	-22.92%
Athletics	\$	168,000	\$	208,000	\$	40,000	23.81%
Bookstore	\$	50,000	\$	40,000	\$	(10,000)	-20.00%
Other	\$	78,000	\$	80,000	\$	2,000	2.56%
<b>Total Sales and Services</b>	<b>\$</b>	<b>344,000</b>	<b>\$</b>	<b>365,000</b>	<b>\$</b>	<b>21,000</b>	<b>6.10%</b>
Investment Income	\$	-	\$	-	\$	-	0.00%
Other Income	\$	-	\$	-	\$	-	0.00%
<b>Total Revenues</b>	<b>\$</b>	<b>1,545,000</b>	<b>\$</b>	<b>1,523,000</b>	<b>\$</b>	<b>(22,000)</b>	<b>-1.42%</b>
<b>Transfers In</b>							
Designated Tuition	\$	54,858	\$	49,216	\$	(5,642)	-10.28%
Other	\$	-	\$	-	\$	-	0.00%
<b>Total Transfers In</b>	<b>\$</b>	<b>54,858</b>	<b>\$</b>	<b>49,216</b>	<b>\$</b>	<b>(5,642)</b>	<b>-10.28%</b>
Budgeted Fund Balances	\$	207,472	\$	275,399	\$	67,927	32.74%
<b>Total Budgeted Funds</b>	<b>\$</b>	<b>1,807,330</b>	<b>\$</b>	<b>1,847,615</b>	<b>\$</b>	<b>40,285</b>	<b>2.23%</b>



## Lamar State College-Port Arthur

**Table C 2  
Auxiliary Funds  
Budgeted Expenditures**

	FY 2018		FY 2019		Variance		Note
	APPROVED BUDGET		PROPOSED BUDGET		DOLLAR	PERCENT	
Athletic Fee	\$ 608,379	\$	\$ 585,510	\$	(22,869)	-3.76%	
Medical Service Fee	\$ -	\$	\$ -	\$	-	0.00%	
Student Service Fee	\$ 900,120	\$	\$ 963,692	\$	63,572	7.06%	
Recreational Sport Fee	\$ -	\$	\$ -	\$	-	0.00%	
Student Center Fee	\$ 91,648	\$	\$ 92,648	\$	1,000	1.09%	
Student Bus Fee	\$ 3,000	\$	\$ 3,000	\$	-	0.00%	
ID Card Fee	\$ -	\$	\$ -	\$	-	0.00%	
<b>Total Fee Based Expenditures</b>	<b>\$ 1,603,147</b>	<b>\$</b>	<b>\$ 1,644,850</b>	<b>\$</b>	<b>41,703</b>	<b>2.60%</b>	
Housing	\$ -	\$	\$ -	\$	-	0.00%	
Dining	\$ -	\$	\$ -	\$	-	0.00%	
Parking	\$ 44,927	\$	\$ 53,059	\$	8,132	18.10%	
Athletics	\$ -	\$	\$ -	\$	-	0.00%	
Bookstore	\$ 64,310	\$	\$ 63,706	\$	(604)	-0.94%	
Other	\$ 85,873	\$	\$ 72,701	\$	(13,172)	-15.34%	
<b>Total Sales &amp; Services Based Expenditures</b>	<b>\$ 195,110</b>	<b>\$</b>	<b>\$ 189,466</b>	<b>\$</b>	<b>(5,644)</b>	<b>-2.89%</b>	
Transfers Out							
Debt Service							
Medical Service	\$ -	\$	\$ -	\$	-	0.00%	
Athletics	\$ -	\$	\$ -	\$	-	0.00%	
Student Center	\$ -	\$	\$ -	\$	-	0.00%	
Student Service	\$ -	\$	\$ -	\$	-	0.00%	
Housing	\$ -	\$	\$ -	\$	-	0.00%	
Dining	\$ -	\$	\$ -	\$	-	0.00%	
Parking and Public Safety	\$ -	\$	\$ -	\$	-	0.00%	
Recreational Sports	\$ -	\$	\$ -	\$	-	0.00%	
Other	\$ -	\$	\$ -	\$	-	0.00%	
Real Estate Rental	\$ -	\$	\$ -	\$	-	0.00%	
Vending	\$ -	\$	\$ -	\$	-	0.00%	
Designated Funds	\$ -	\$	\$ -	\$	-	0.00%	
Other	\$ 9,073	\$	\$ 13,299	\$	4,226	46.58%	
<b>Total Transfers Out</b>	<b>\$ 9,073</b>	<b>\$</b>	<b>\$ 13,299</b>	<b>\$</b>	<b>4,226</b>	<b>46.58%</b>	
<b>Total Budgeted Expenditures &amp; Transfers Out</b>	<b>\$ 1,807,330</b>	<b>\$</b>	<b>\$ 1,847,615</b>	<b>\$</b>	<b>40,285</b>	<b>2.23%</b>	

## Lamar State College-Port Arthur

**Table D**  
**Intercollegiate Athletics**  
**Estimated Revenue and Budgeted Expenditures**  
**Fiscal Year 2019**

	MEN					WOMEN				
	FOOTBALL	BASKETBALL	BASEBALL	TRACK	OTHER	BASKETBALL	VOLLEYBALL	SOFTBALL	TRACK	OTHER
<b>Revenues</b>										
<b>Sales and Service</b>										
Gate Receipts/Parking	\$ -	\$ -	\$ -	\$ -	\$ -	\$ -	\$ -	\$ -	\$ -	\$ -
Game Guarantees	\$ -	\$ -	\$ -	\$ -	\$ -	\$ -	\$ -	\$ -	\$ -	\$ -
Concessions	\$ -	\$ -	\$ -	\$ -	\$ -	\$ -	\$ -	\$ -	\$ -	\$ -
<b>Other</b>										
Advertising	\$ -	\$ -	\$ -	\$ -	\$ -	\$ -	\$ -	\$ -	\$ -	\$ -
Licensing Fees	\$ -	\$ -	\$ -	\$ -	\$ -	\$ -	\$ -	\$ -	\$ -	\$ -
Camps	\$ -	\$ -	\$ -	\$ -	\$ -	\$ -	\$ -	\$ -	\$ -	\$ -
NCAA Revenue Sharing	\$ -	\$ -	\$ -	\$ -	\$ -	\$ -	\$ -	\$ -	\$ -	\$ -
Stadium Operations	\$ -	\$ -	\$ -	\$ -	\$ -	\$ -	\$ -	\$ -	\$ -	\$ -
Other	\$ -	\$ -	\$ 68,000	\$ -	\$ -	\$ -	\$ -	\$ 92,000	\$ -	\$ -
<b>Total Sales and Services</b>	<b>\$ -</b>	<b>\$ -</b>	<b>\$ 68,000</b>	<b>\$ -</b>	<b>\$ -</b>	<b>\$ -</b>	<b>\$ -</b>	<b>\$ 92,000</b>	<b>\$ -</b>	<b>\$ -</b>
Designated Tuition	\$ -	\$ -	\$ -	\$ -	\$ -	\$ -	\$ -	\$ -	\$ -	\$ -
Athletic Fee	\$ -	\$ -	\$ -	\$ -	\$ -	\$ -	\$ -	\$ -	\$ -	\$ -
<b>Total Tuition and Fees</b>	<b>\$ -</b>	<b>\$ -</b>	<b>\$ -</b>	<b>\$ -</b>	<b>\$ -</b>	<b>\$ -</b>	<b>\$ -</b>	<b>\$ -</b>	<b>\$ -</b>	<b>\$ -</b>
<b>Budgeted Fund Balances</b>	<b>\$ -</b>	<b>\$ -</b>	<b>\$ -</b>	<b>\$ -</b>	<b>\$ -</b>	<b>\$ -</b>	<b>\$ -</b>	<b>\$ -</b>	<b>\$ -</b>	<b>\$ -</b>
<b>Total Budgeted Funds</b>	<b>\$ -</b>	<b>\$ -</b>	<b>\$ 68,000</b>	<b>\$ -</b>	<b>\$ -</b>	<b>\$ -</b>	<b>\$ -</b>	<b>\$ 92,000</b>	<b>\$ -</b>	<b>\$ -</b>
<b>Expenditures</b>										
Salaries	\$ -	\$ -	\$ 70,949	\$ -	\$ -	\$ -	\$ -	\$ 63,799	\$ -	\$ -
Benefits	\$ -	\$ -	\$ 19,251	\$ -	\$ -	\$ -	\$ -	\$ 21,584	\$ -	\$ -
Travel	\$ -	\$ -	\$ 25,000	\$ -	\$ -	\$ -	\$ -	\$ 36,000	\$ -	\$ -
Scholarships	\$ -	\$ -	\$ 68,000	\$ -	\$ -	\$ -	\$ -	\$ 92,000	\$ -	\$ -
Other Maintenance & Operating	\$ -	\$ -	\$ 35,000	\$ -	\$ -	\$ -	\$ -	\$ 35,300	\$ -	\$ -
Capital	\$ -	\$ -	\$ -	\$ -	\$ -	\$ -	\$ -	\$ -	\$ -	\$ -
<b>Total Budgeted Expenditures</b>	<b>\$ -</b>	<b>\$ -</b>	<b>\$ 218,200</b>	<b>\$ -</b>	<b>\$ -</b>	<b>\$ -</b>	<b>\$ -</b>	<b>\$ 248,683</b>	<b>\$ -</b>	<b>\$ -</b>

**Table D**  
**Intercollegiate Athletics**  
**Estimated Revenue and Budgeted Expenditures**  
**Fiscal Year 2019**

	TOTAL MEN	TOTAL WOMEN	OTHER ACTIVITIES	ADMIN	GRAND TOTAL
<b>Revenues</b>					
<b>Sales &amp; Services</b>					
Gate Receipts	\$ -	\$ -	\$ -	\$ -	\$ -
Games Guarantees	\$ -	\$ -	\$ -	\$ -	\$ -
Concessions	\$ -	\$ -	\$ -	\$ -	\$ -
<b>Other</b>					
Advertising	\$ -	\$ -	\$ -	\$ -	\$ -
Licensing Fee	\$ -	\$ -	\$ -	\$ -	\$ -
NCAA Revenue Sharing	\$ -	\$ -	\$ -	\$ -	\$ -
Camps	\$ -	\$ -	\$ -	\$ -	\$ -
Stadium Operations	\$ -	\$ -	\$ -	\$ -	\$ -
Other	\$ 68,000	\$ 92,000	\$ -	\$ 54,000	\$ 214,000
<b>Total Sales and Services</b>	<b>\$ 68,000</b>	<b>\$ 92,000</b>	<b>\$ -</b>	<b>\$ 54,000</b>	<b>\$ 214,000</b>
Designated Tuition	\$ -	\$ -	\$ -	\$ -	\$ -
Athletic Fee	\$ -	\$ -	\$ -	\$ 346,000	\$ 346,000
<b>Total Tuition and Fees</b>	<b>\$ -</b>	<b>\$ -</b>	<b>\$ -</b>	<b>\$ 346,000</b>	<b>\$ 346,000</b>
Budgeted Fund Balances	\$ -	\$ -	\$ -	\$ 25,510	\$ 25,510
<b>Total Budgeted Funds</b>	<b>\$ 68,000</b>	<b>\$ 92,000</b>	<b>\$ -</b>	<b>\$ 425,510</b>	<b>\$ 585,510</b>
<b>Expenditures</b>					
Salaries	\$ 70,949	\$ 63,799	\$ -	\$ 30,328	\$ 165,076
Fringe Benefits	\$ 19,251	\$ 21,584	\$ -	\$ 5,999	\$ 46,834
Travel	\$ 25,000	\$ 36,000	\$ -	\$ 9,300	\$ 70,300
Scholarships	\$ 68,000	\$ 92,000	\$ -	\$ -	\$ 160,000
O&M	\$ 35,000	\$ 35,300	\$ -	\$ 73,000	\$ 143,300
Capital	\$ -	\$ -	\$ -	\$ -	\$ -
Debt Service	\$ -	\$ -	\$ -	\$ -	\$ -
Other	\$ -	\$ -	\$ -	\$ -	\$ -
<b>Total Budgeted Expenditures</b>	<b>\$ 218,200</b>	<b>\$ 248,683</b>	<b>\$ -</b>	<b>\$ 118,627</b>	<b>\$ 585,510</b>

# Lamar State College-Port Arthur

**TABLE E**  
**Student Services and Activities Financed by Student Services Fees**  
**Estimated Revenue, Fund Balances and Budgeted Expenditures**

	FY 2018		FY 2019		Variance		Note
	APPROVED BUDGET		PROPOSED BUDGET		DOLLAR	PERCENT	
Student Services Fee per Semester Credit Hour	\$	28	\$	28	\$	-	0.00%
Student Services Fee Fund Balance at Beginning of Year (Net of Encumbrances)	\$	203,622	\$	350,000	\$	146,378	71.89%
Forecasted Revenue:							
SSF Revenue	\$	828,000	\$	885,000	\$	57,000	6.88%
Revenue Earned from Activities	\$	-	\$	-	\$	-	0.00%
Interest Revenue	\$	-	\$	-	\$	-	0.00%
Transfer In	\$	-	\$	-	\$	-	0.00%
Total Forecasted Revenue:	\$	828,000	\$	885,000	\$	57,000	6.88%
Budgeted Student Service Fee Expenditures:							
1. Textbook Rentals	\$	-	\$	-	\$	-	0.00%
2. Recreational Activities	\$	52,879	\$	36,800	\$	(16,079)	-30.41%
3. Health and Hospital Services	\$	-	\$	-	\$	-	0.00%
4. Medical Services	\$	-	\$	-	\$	-	0.00%
5. Intramural and Intercollegiate Athletics	\$	-	\$	-	\$	-	0.00%
6. Artists and Lecture Series	\$	-	\$	-	\$	-	0.00%
7. Cultural Entertainment Series	\$	66,000	\$	30,000	\$	(36,000)	-54.55%
8. Debating and Oratorical Activities	\$	-	\$	-	\$	-	0.00%
9. Student Publications	\$	6,215	\$	-	\$	(6,215)	-100.00%
10. Student Government	\$	33,966	\$	40,000	\$	6,034	17.76%
11. Student Fee Advisory Committee	\$	-	\$	-	\$	-	0.00%
12. Student Transportation Services Other Than Those in TEC 54.504, 511, 512, 513	\$	-	\$	-	\$	-	0.00%
13. Other (See Detail Below)	\$	824,215	\$	1,026,892	\$	202,677	24.59%
Total Budgeted Expenditures	\$	983,275	\$	1,133,692	\$	150,417	15.30%
Estimated Student Services Fee Fund Balance at End of Year	\$	48,347	\$	101,308	\$	52,961	109.54%

Student Services Advisory Committee Meeting:

04/26/2018

**TABLE E**  
**Student Services and Activities Financed by Student Services Fees**  
**Estimated Revenue, Fund Balances and Budgeted Expenditures**

	FY 2018		FY 2019		Variance		Note
	APPROVED BUDGET		PROPOSED BUDGET		DOLLAR	PERCENT	
Detail of Other:							
Exemptions	\$	118,552	\$	170,000	\$	51,448	43.40%
Student-related operations	\$	29,369	\$	51,785	\$	22,416	76.33%
Student-support salaries	\$	368,503	\$	367,456	\$	(1,047)	-0.28%
Scholarships	\$	111,500	\$	104,100	\$	(7,400)	-6.64%
Student awards	\$	4,890	\$	4,521	\$	(369)	-7.55%
Student incentives	\$	-	\$	760	\$	760	100.00%
Student organizations	\$	28,650	\$	2,850	\$	(25,800)	-90.05%
Student travel	\$	18,896	\$	55,683	\$	36,787	194.68%
Theater productions	\$	55,000	\$	36,948	\$	(18,052)	-32.82%
Training	\$	8,855	\$	15,385	\$	6,530	73.74%
Reserve to update student activity area	\$	50,000	\$	175,000	\$	125,000	250.00%
Reserve for requests	\$	30,000	\$	42,404	\$	12,404	41.35%
Total Other	\$	824,215	\$	1,026,892	\$	202,677	24.59%

# Lamar State College-Port Arthur

**TABLE E**  
**Student Services and Activities Financed by Student Services Fees**  
**Estimated Revenue, Fund Balances and Budgeted Expenditures**

<b>NOTE</b>	<b>ITEM DESCRIPTION</b>	<b>AMOUNT CHANGED</b>	<b>EXPLANATION</b>
(1) Other		\$ 202,677	Increase is mainly due to increase in reserves to update student activity area.

## Lamar State College-Port Arthur

**Table F**  
**Matrix of Budgeted Operating Expenses**

	Instruction	Research	Public Service	Academic Support	Student Services	Institutional Support	Operation & Maintenance of Plant	Scholarships/ Fellowships	Auxiliary	Total Expenses
Salary	\$ 5,031,060	\$ -	\$ 118,911	\$ 1,302,678	\$ 836,927	\$ 1,747,274	\$ 452,631	\$ 3,864	\$ 617,452	\$ 10,110,797
Benefits	\$ 1,323,497	\$ -	\$ 35,537	\$ 349,552	\$ 251,097	\$ 1,098,639	\$ 126,821	\$ -	\$ 187,399	\$ 3,372,542
Travel	\$ 334,890	\$ -	\$ -	\$ 54,453	\$ 23,694	\$ 34,214	\$ 2,000	\$ -	\$ 159,100	\$ 608,351
O&M	\$ -	\$ -	\$ -	\$ -	\$ -	\$ -	\$ 941,700	\$ -	\$ -	\$ 941,700
Utilities	\$ -	\$ -	\$ -	\$ -	\$ -	\$ -	\$ 642,071	\$ -	\$ -	\$ 642,071
Capital	\$ 330,425	\$ -	\$ -	\$ 139,250	\$ 52,400	\$ 345,075	\$ 333,100	\$ -	\$ -	\$ 1,200,250
Other	\$ 210,472	\$ -	\$ 36,500	\$ 855,385	\$ 43,620	\$ 1,243,990	\$ -	\$ 422,752	\$ 870,365	\$ 3,683,084
<b>Total Budget</b>	<b>\$ 7,230,344</b>	<b>\$ -</b>	<b>\$ 190,948</b>	<b>\$ 2,701,318</b>	<b>\$ 1,207,738</b>	<b>\$ 4,469,192</b>	<b>\$ 2,498,323</b>	<b>\$ 426,616</b>	<b>\$ 1,834,316</b>	<b>\$ 20,558,795</b>

## Lamar State College-Port Arthur

Recapitulation of Budgeted Revenues, Expenditures, Transfers, and Use of Reserves  
For Fiscal Year Ending August 31, 2019

	Estimated Revenues	Transfers In	Budgeted Use of Reserves	Total Budgeted Sources	Budgeted Expenditures	Transfers Out	Total Budgeted Uses	Net Transfers *
Educational & General	\$ 16,119,022	\$ 365,204	\$ -	\$ 16,484,226	\$ (13,652,065)	\$ (2,832,161)	\$ (16,484,226)	\$ (2,466,957)
Designated	\$ 5,037,300	\$ 307,752	\$ 308,382	\$ 5,653,434	\$ (5,072,414)	\$ (581,020)	\$ (5,653,434)	\$ (273,268)
Auxiliary Enterprises	\$ 1,523,000	\$ 49,216	\$ 275,399	\$ 1,847,615	\$ (1,834,316)	\$ (13,299)	\$ (1,847,615)	\$ 35,917
<b>Total</b>	<b>\$ 22,679,322</b>	<b>\$ 722,172</b>	<b>\$ 583,781</b>	<b>\$ 23,985,275</b>	<b>\$ (20,558,795)</b>	<b>\$ (3,426,480)</b>	<b>\$ (23,985,275)</b>	<b>\$ (2,704,308)</b>



July 26, 2018

Board of Regents  
The Texas State University System  
601 Colorado Street  
Austin, Texas 78701

Dear Regents:

The Texas State University System Administration respectfully submits the Fiscal Year 2019 Operating Budget for your consideration. Fiscal Year 2019 total budgeted expenditures are \$12.7 million.

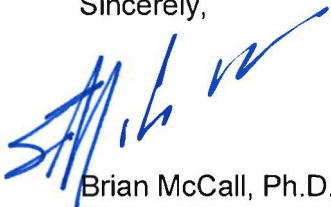
The proposed budget funds strategic efforts that preserve and increase the efficiency and effectiveness of the System Administration as well as the Component Institutions, as we strive together to meet the goals set forth in the TSUS 2020 Vision. These efforts include:

- Academic Program Support & Data Analytics within the Office of Academic Affairs;
- Component-based Legal Assistance, Ethics Training and Title IX Training within the Office of General Counsel;
- Consolidated Debt, Investment and Risk Management Services and Capital Project Management within the Office of Finance;
- Coordinated Support of State and Federal Relations within the Office of Governmental Relations;
- Public Relations and Marketing Services within the Office of Marketing and Communications; and
- Independent Review of Institutional Operations within the Office of Audits and Analysis.

The proposed budget also provides for market-based compensation adjustments to retain and attract qualified professionals, as well as funding for the operations of O. Henry Hall.

The financial condition of the System Administration is sound. We continue to support the Board and Component Institutions at a staffing level and cost significantly below that of all other public university systems in Texas. I recommend your support of this proposed budget.

Sincerely,



Brian McCall, Ph.D.  
Chancellor

# Texas State University System Administration

**Table A 1**  
**Educational and General Funds**  
**Revenues and Transfers**

	FY 2018		FY 2019		Variance		Note
	APPROVED BUDGET		PROPOSED BUDGET		DOLLAR	PERCENT	
Total Statutory Tuition and Fees	\$	-	\$	-	\$	-	0.00%
State Appropriation							
Bill Pattern General Revenue	\$	1,368,000	\$	1,368,000	\$	-	0.00%
Benefits	\$	295,362	\$	294,496	\$	(866)	-0.29%
Higher Education Fund	\$	-	\$	-	\$	-	0.00%
Hazlewood Reimbursement	\$	-	\$	-	\$	-	0.00%
Other	\$	-	\$	-	\$	-	0.00%
Total State Appropriations	\$	1,663,362	\$	1,662,496	\$	(866)	-0.05%
Other Revenue	\$	262,884	\$	242,884	\$	(20,000)	-7.61%
Total Revenues	\$	1,926,246	\$	1,905,380	\$	(20,866)	-1.08%
Transfers In							
Designated Tuition	\$	-	\$	-	\$	-	0.00%
Technology Service Fee	\$	-	\$	-	\$	-	0.00%
Other	\$	9,533,355	\$	11,782,640	\$	2,249,285	23.59% (1)
Total Transfers In	\$	9,533,355	\$	11,782,640	\$	2,249,285	23.59%
Budgeted Fund Balances	\$	-	\$	-	\$	-	0.00%
Total Budgeted Funds	\$	11,459,601	\$	13,688,020	\$	2,228,419	19.45%

# Texas State University System Administration

**Table A 1**  
**Educational and General Funds**  
**Revenues and Transfers**

NOTE	ITEM DESCRIPTION	AMOUNT CHANGED	EXPLANATION
(1)	Transfer In - Other	\$ 2,249,285	System Assessment increased compared to original budget due to transfer of component based audit and legal services from component budget to System Administration budget. Net decrease of \$112,482 as compared to FY '18 System Administration adjusted budget.

# Texas State University System Administration

**Table A 2**  
**Educational and General Funds**  
**Budgeted Expenditures**

	FY 2018		FY 2019		Variance		Note	
	APPROVED BUDGET		PROPOSED BUDGET		DOLLAR	PERCENT		
Instruction Support	\$	-	\$	-	\$	-	0.00%	
Research / Organized Research	\$	-	\$	-	\$	-	0.00%	
Public Service	\$	-	\$	-	\$	-	0.00%	
Academic Support	\$	-	\$	-	\$	-	0.00%	
Student Service Support	\$	-	\$	-	\$	-	0.00%	
Institutional Support	\$	9,374,478	\$	12,674,442	\$	3,299,964	35.20%	(1)
Plant Support	\$	-	\$	-	\$	-	0.00%	
Scholarships & Fellowships	\$	-	\$	-	\$	-	0.00%	
<b>Total Expenditures</b>	<b>\$</b>	<b>9,374,478</b>	<b>\$</b>	<b>12,674,442</b>	<b>\$</b>	<b>3,299,964</b>	<b>35.20%</b>	
<b>Transfers Out</b>								
TPEG	\$	-	\$	-	\$	-	0.00%	
TRB Debt Service	\$	-	\$	-	\$	-	0.00%	
HEF - Debt Service	\$	-	\$	-	\$	-	0.00%	
HEF - Plant	\$	-	\$	-	\$	-	0.00%	
Other	\$	2,085,123	\$	1,013,578	\$	(1,071,545)	-51.39%	(2)
<b>Total Transfers Out</b>	<b>\$</b>	<b>2,085,123</b>	<b>\$</b>	<b>1,013,578</b>	<b>\$</b>	<b>(1,071,545)</b>	<b>-51.39%</b>	
<b>Total Budgeted Expenditures &amp; Transfers Out</b>	<b>\$</b>	<b>11,459,601</b>	<b>\$</b>	<b>13,688,020</b>	<b>\$</b>	<b>2,228,419</b>	<b>19.45%</b>	

# Texas State University System Administration

**Table A 2**  
**Educational and General Funds**  
**Budgeted Expenditures**

NOTE	ITEM DESCRIPTION	AMOUNT CHANGED	EXPLANATION
(1)	Institutional Support	\$ 3,299,964	Increase is predominately (\$2.3 million) associated with the transfer of component audit and legal services from the component budget to System Administration's budget.
(2)	Transfer Out - Other	\$ (1,071,545)	Decrease associated with final debt service payments on the purchase and renovation of O. Henry Hall with partial offset to fund a repair and maintenance reserve.

## Texas State University System Administration

**Table F**  
**Matrix of Budgeted Operating Expenses**

	Instruction	Research	Public Service	Academic Support	Student Services	Institutional Support	Operation & Maintenance of Plant	Scholarships/ Fellowships	Auxiliary	Total Expenses
Salary	\$ -	\$ -	\$ -	\$ -	\$ -	6,986,473	\$ -	\$ -	\$ -	6,986,473
Benefits	\$ -	\$ -	\$ -	\$ -	\$ -	1,724,142	\$ -	\$ -	\$ -	1,724,142
Travel	\$ -	\$ -	\$ -	\$ -	\$ -	359,258	\$ -	\$ -	\$ -	359,258
O&M	\$ -	\$ -	\$ -	\$ -	\$ -	1,382,862	\$ -	\$ -	\$ -	1,382,862
Utilities	\$ -	\$ -	\$ -	\$ -	\$ -	91,320	\$ -	\$ -	\$ -	91,320
Capital	\$ -	\$ -	\$ -	\$ -	\$ -	-	\$ -	\$ -	\$ -	-
Other	\$ -	\$ -	\$ -	\$ -	\$ -	2,130,387	\$ -	\$ -	\$ -	2,130,387
<b>Total Budget</b>	<b>\$ -</b>	<b>\$ -</b>	<b>\$ -</b>	<b>\$ -</b>	<b>\$ -</b>	<b>12,674,442</b>	<b>\$ -</b>	<b>\$ -</b>	<b>\$ -</b>	<b>12,674,442</b>

## Texas State University System Administration

Recapitulation of Budgeted Revenues, Expenditures, Transfers, and Use of Reserves  
For Fiscal Year Ending August 31, 2019

	Estimated Revenues	Transfers In	Budgeted Use of Reserves	Total Budgeted Sources	Budgeted Expenditures	Transfers Out	Total Budgeted Uses	Net Transfers *
Educational & General	\$ 1,905,380	\$ 11,782,640	\$ -	\$ 13,688,020	\$ (12,674,442)	\$ (1,013,578)	\$ (13,688,020)	\$ 10,769,062
Designated	\$ -	\$ -	\$ -	\$ -	\$ -	\$ -	\$ -	\$ -
Auxiliary Enterprises	\$ -	\$ -	\$ -	\$ -	\$ -	\$ -	\$ -	\$ -
<b>Total</b>	<b>\$ 1,905,380</b>	<b>\$ 11,782,640</b>	<b>\$ -</b>	<b>\$ 13,688,020</b>	<b>\$ (12,674,442)</b>	<b>\$ (1,013,578)</b>	<b>\$ (13,688,020)</b>	<b>\$ 10,769,062</b>

**Office of Audits and Analysis**  
**Fiscal Year 2019 Audit and Compliance Plan**



*Higher Learning. Higher Return.*

**Carole M. Fox, CPA**  
**System Director, Office of Audits and Analysis**



TABLE OF CONTENTS

INTRODUCTION AND PURPOSE.....1

SYSTEM ADMINISTRATION AUDIT AND COMPLIANCE PLAN.....2

LAMAR COMPONENTS' AUDIT PLANS.....5

SAM HOUSTON STATE UNIVERSITY AUDIT PLAN.....10

SUL ROSS STATE UNIVERSITY AND RIO GRANDE COLLEGE AUDIT PLAN.....13

TEXAS STATE UNIVERSITY AUDIT PLAN.....15

APPENDIX A.....17

DRAFT

## INTRODUCTION AND PURPOSE

The *Fiscal Year 2019 Audit and Compliance Plan* (“the Plan”) documents activities the Office of Audits and Analysis intends to conduct during fiscal year 2019. The Plan satisfies statutory responsibilities outlined in Section 2102.008 of the Texas Government Code, the Texas State University System *Rules and Regulations*, and applicable auditing standards. The number of hours budgeted to perform all activities in the Plan totals 25,958.

The Plan was developed using risk assessments performed at the components and System Administration after determining the resources necessary to complete statutory activities. Component Audit Directors developed plans for their respective institutions, the System Audit Director and Associate Director developed a plan for System Administration (including system-wide initiatives), and the Compliance Officer developed a plan for compliance reviews across all components. As required by statute, the risk assessments considered a myriad of risks, including those associated with fraud, contract management, benefits proportionality, and information technology (with an emphasis on Title 1, Texas Administrative Code, Chapter 202, *Information Security Standards*). The risk assessments also considered work performed by external auditors, institutional risk appetites, and activities for which assurance or consulting engagements would be most helpful to management.

The collective risk assessments included, but were not limited to, the following activities:

- Soliciting input from the Board of Regents, the Chancellor, Vice-Chancellors, and Component Presidents and management;
- Consulting with oversight entities regarding emerging concerns;
- Networking with other university auditors and compliance officers regarding emerging issues;
- Reviewing the System’s consolidated annual financial reports for the most current fiscal year to identify significant financial items;
- Assessing the potential impact of negative public scrutiny; and
- Utilizing professional judgment and knowledge gained from prior audits regarding the effectiveness of governance, internal control, and risk assessment processes.

The end result of the Plan development and risk assessment activities is a list of projects that collectively form the *Fiscal Year 2019 Audit and Compliance Plan*. Projects in the Plan are categorized as follows:

- **Risk-Based Audits and Compliance Projects:** Projects identified through the various risk assessment processes described above. These projects typically involve reviews of controls over the reliability and integrity of financial and operating information; compliance with policies, plans, procedures, laws, and regulations; the safeguarding of assets; the use of resources; and the accomplishment of established objectives and goals for operations or programs.
- **Statutory Audits and Activities:** Projects required by law.
- **Other Activities:** Projects required by grant agreements or third parties; consulting/advisory services; time-sensitive management-requested reviews; investigations; identification and communication of emerging compliance requirements; liaising with external auditors; and other functions designed to assist management in mitigating risks.

Finite resources and statutory projects precluded the inclusion of all identified high-risk projects in the Plan; Appendix A includes a listing of such projects. As in prior years, there may be circumstances that require us to devote resources to activities not outlined in the Plan. Significant changes to the Plan require approval by the Chair of the Finance and Audit Committee.

**System Administration**  
**Fiscal Year 2019 Audit and Compliance Plan**



*Higher Learning. Higher Return.*

**Carole M. Fox, CPA**  
**System Director**

**Charles H. Gregory, CISA, CGEIT**  
**Associate Director**

**Kelly Wintemute, MBA, CCEP**  
**Compliance Officer**

## SYSTEM ADMINISTRATION FISCAL YEAR 2019 AUDIT AND COMPLIANCE PLAN

AUDIT	DESCRIPTION
<b>RISK-BASED AUDITS AND COMPLIANCE REVIEWS</b>	
Hazlewood	System-wide tests of eligibility for Hazlewood exemptions.
Leave Reporting	System-wide review of leave reporting.
General Data Protection Regulation (GDPR)	System-wide review of implementation of requirements related to the European Union (EU) law on data protection and privacy.
Title IX	Continuation of a multi-year, system-wide review of components' compliance with various Title IX requirements.
TSUS Policy Alignment	Initiation of a multi-year, system-wide review to identify and remedy institutional policies that conflict with or are superseded by TSUS <i>Rules and Regulations</i> .
Construction Audits (OUTSOURCED)	Joint venture with the Office of Finance for third-party construction and cost recovery audits.
TAC 202 and Cybersecurity	System-wide assessment of components' compliance with Texas Administrative Code (TAC) 202, Information Security, and 85 <sup>th</sup> Legislature cybersecurity requirements.
<b>STATUTORY AUDITS AND ACTIVITIES</b>	
SB 20 – Annual Review	System-wide annual review as to whether rules and policies required by Texas Education Code 51.9337 (h) have been adopted.
SB 20 – Contract Administration	Risk-based testing of contract administration as required by Texas Education Code 51.9337 (g).
Quality Assurance Review	Third-party review of the audit function as required by Texas Government Code 2102.007.
Multi-hazard Emergency Operations Plan; Safety and Security Review	System-wide review of components' compliance with Texas Education Code, Section 51.217, which requires implementation and audits of emergency operation plans; additionally, includes a review of components' utilization of certain security measures.
GAO Auditing Standards Revisions	Review and update internal policies and procedures for fiscal year 2020 to ensure the 2018 General Accountability Office (GAO) revisions of the Governmental Auditing Standards are implemented as required by Texas Government Code 2102.011.
Follow-Up Reviews	Follow-up on management's progress in implementing action plans to address audit recommendations as required by Texas Government Code 2102.011.
Annual Risk Assessment and Audit Plan	Conduct risk assessment activities and prepare the 2020 Audit Plan as required by Texas Government Code 2102.005.
Internal Audit Annual Report	Prepare and submit prescriptive report outlining annual audit activities as required by Texas Government Code 2102.009.
Continuing Education	Obtain continuing education as required by Texas Government Code 2102.011.
<b>OTHER ACTIVITIES</b>	
Special Projects	Perform management-requested reviews; audits/reviews predicated by unanticipated risks, oversight-entity mandates, and EthicsPoint / SAO Special Investigations Unit referrals; and other activities.
SACSCOC Assistance	Provide assistance with audit-related requirements for components' re-accreditation activities.

Respond to System Administration Requests	Gather information/perform analyses requested by System Administration.
Component Audit Assistance	Supplement and assist component audit staff on component-based audits.
Audit Liaison Activities	Coordinate activities with external audit entities conducting audits within the Texas State University System.
System-wide Equal Employment Opportunity (EEO) Training	Assist the Office of General Counsel in developing a centralized online EEO training program for all TSUS institutions.
Compliance Newsletter	Prepare and distribute quarterly newsletter highlighting trends, topics, and resources in compliance-related areas.
Compliance Risk Universe	Update and expand (as needed) the compliance universe for future risk assessment and review purposes.
Compliance Program Development	Continued design and implementation of compliance committee and policies and procedures.

DRAFT



**Lamar Institute of Technology**

**Lamar State College-Orange**

**Lamar State College-Port Arthur**

**Lamar University**

**Fiscal Year 2019 Audit Plans**

**Ramona Stricklan, CIA, CFE**  
**Component Director, Office of Audits and Analysis**

MEMBER THE TEXAS STATE UNIVERSITY SYSTEM™

## LAMAR INSTITUTE OF TECHNOLOGY FISCAL YEAR 2019 AUDIT PLAN

AUDIT	DESCRIPTION
<b>RISK-BASED AUDITS</b>	
Inventory Special Project	Conduct physical inventories of selected sites/departments as part of our continuous risk assessment and monitoring process.
IT - On-Going	On-going review of significant IT-related activities such as disaster recovery tests and new application implementation.
<b>STATUTORY AUDITS AND ACTIVITIES</b>	
SB 20 – Contract Administration	Risk-based testing of contract administration as required by Texas Education Code 51.9337 (g).
Quality Assurance Review	Third-party review of the audit function as required by Texas Government Code 2102.007.
Follow-Up Reviews	Follow-up on management's progress in implementing action plans to address audit recommendations as required by Texas Government Code 2102.011.
Annual Risk Assessment and Audit Plan	Conduct risk assessment activities and prepare the 2020 Audit Plan as required by Texas Government Code 2102.005.
Internal Audit Annual Report	Prepare and submit prescriptive report outlining annual audit activities as required by Texas Government Code 2102.009.
Continuing Education	Obtain continuing education as required by Texas Government Code 2102.011.
<b>OTHER ACTIVITIES</b>	
Special Projects	Perform management requested reviews; audits/reviews predicated by unanticipated risks, oversight-entity mandates, and EthicsPoint / SAO Special Investigations Unit referrals; and other activities.
Respond to System Administration Requests	Gather information/perform analyses requested by System Administration.
Audit Liaison Activities	Coordinate activities with external audit entities conducting audits within the Texas State University System.

## LAMAR STATE COLLEGE-ORANGE FISCAL YEAR 2019 AUDIT PLAN

AUDIT	DESCRIPTION
<b>RISK-BASED AUDITS</b>	
Physical Security	Review general physical security of buildings.
IT - On-Going	On-going review of significant IT-related activities such as disaster recovery tests and new application implementation.
<b>STATUTORY AUDITS AND ACTIVITIES</b>	
SB 20 – Contract Administration	Risk-based testing of contract administration as required by Texas Education Code 51.9337 (g).
Quality Assurance Review	Third-party review of the audit function as required by Texas Government Code 2102.007.
Follow-Up Reviews	Follow-up on management’s progress in implementing action plans to address audit recommendations as required by Texas Government Code 2102.011.
Annual Risk Assessment and Audit Plan	Conduct risk assessment activities and prepare the 2020 Audit Plan as required by Texas Government Code 2102.005.
Internal Audit Annual Report	Prepare and submit prescriptive report outlining annual audit activities as required by Texas Government Code 2102.009.
Continuing Education	Obtain continuing education as required by Texas Government Code 2102.011.
<b>OTHER ACTIVITIES</b>	
Special Projects	Perform management requested reviews; audits/reviews predicated by unanticipated risks, oversight-entity mandates, and EthicsPoint / SAO Special Investigations Unit referrals; and other activities.
Respond to System Administration Requests	Gather information/perform analyses requested by System Administration.
Audit Liaison Activities	Coordinate activities with external audit entities conducting audits within the Texas State University System.



## LAMAR STATE COLLEGE-PORT ARTHUR FISCAL YEAR 2019 AUDIT PLAN

AUDIT	DESCRIPTION
<b>RISK-BASED AUDITS</b>	
Physical Security	Review general physical security of buildings.
IT – Patch Management	Review process for timely implementation of security patches to information resources.
IT - On-Going	On-going review of significant IT-related activities such as disaster recovery tests and new application implementation.
<b>STATUTORY AUDITS AND ACTIVITIES</b>	
SB 20 – Contract Administration	Risk-based testing of contract administration as required by Texas Education Code 51.9337 (g).
Quality Assurance Review	Third-party review of the audit function as required by Texas Government Code 2102.007.
THECB Facilities Audit	A revisit due to the results of the THECB Peer Review Team audit conducted in fiscal year 2018 as required by Texas Education Code 61.0583.
Follow-Up Reviews	Follow-up on management’s progress in implementing action plans to address audit recommendations as required by Texas Government Code 2102.011.
Annual Risk Assessment and Audit Plan	Conduct risk assessment activities and prepare the 2020 Audit Plan as required by Texas Government Code 2102.005.
Internal Audit Annual Report	Prepare and submit prescriptive report outlining annual audit activities as required by Texas Government Code 2102.009.
Continuing Education	Obtain continuing education as required by Texas Government Code 2102.011.
<b>OTHER ACTIVITIES</b>	
Special Projects	Perform management requested reviews; audits/reviews predicated by unanticipated risks, oversight-entity mandates, and EthicsPoint / SAO Special Investigations Unit referrals; and other activities.
Respond to System Administration Requests	Gather information/perform analyses requested by System Administration.
Audit Liaison Activities	Coordinate activities with external audit entities conducting audits within the Texas State University System.

## LAMAR UNIVERSITY FISCAL YEAR 2019 AUDIT PLAN

AUDIT	DESCRIPTION
<b>RISK-BASED AUDITS</b>	
Grants Management	Evaluate the adequacy of controls in the grants management process.
IT – Logical Access	Determine that appropriate logical access exists for workflows where the potential for fraud and or misuse of data is vulnerable.
IT – Network Management	Evaluate network management practices.
IT – Server Management	Evaluate server management practices.
IT - On-Going	On-going review of significant IT-related activities such as disaster recovery tests and new application implementation.
<b>STATUTORY AUDITS AND ACTIVITIES</b>	
SB 20 – Contract Administration	Risk-based testing of contract administration as required by Texas Education Code 51.9337 (g).
Quality Assurance Review	Third-party review of the audit function as required by Texas Government Code 2102.007.
Follow-Up Reviews	Follow-up on management’s progress in implementing action plans to address audit recommendations as required by Texas Government Code 2102.011.
Annual Risk Assessment and Audit Plan	Conduct risk assessment activities and prepare the 2020 Audit Plan as required by Texas Government Code 2102.005.
Internal Audit Annual Report	Prepare and submit prescriptive report outlining annual audit activities as required by Texas Government Code 2102.009.
Continuing Education	Obtain continuing education as required by Texas Government Code 2102.011.
<b>OTHER ACTIVITIES</b>	
KVLU-FM Radio Station (OUTSOURCED)	Assist the external auditor with a review of KVLU-FM Radio Station financial statement for the fiscal year ended August 31, 2018, as required by the Corporation of Public Broadcasting.
NCAA Agreed-Upon Procedures (OUTSOURCED)	Assist the external auditor with a review of the University’s NCAA Athletic financial statement for the fiscal year ended August 31, 2018, as required by the NCAA.
Special Projects	Perform management requested reviews; audits/reviews predicated by unanticipated risks, oversight-entity mandates, and EthicsPoint / SAO Special Investigations Unit referrals; and other activities.
Respond to System Administration Requests	Gather information/perform analyses requested by System Administration.
Audit Liaison Activities	Coordinate activities with external audit entities conducting audits within the Texas State University System.



**Sam Houston State University**

**Fiscal Year 2019 Audit Plan**

**Kelly R. Bielamowicz, MBA, CPA  
Component Director, Office of Audits and Analysis**


MEMBER THE TEXAS STATE UNIVERSITY SYSTEM™

**SAM HOUSTON STATE UNIVERSITY FISCAL YEAR 2019 AUDIT PLAN**

<b>AUDIT</b>	<b>DESCRIPTION</b>
<b>RISK-BASED AUDITS</b>	
Department of Agricultural Sciences	Identify sources of other revenue within the department and evaluate controls over collecting, remitting, and accounting for those revenues.
Facilities Management	Evaluate controls over select processes within Business Services, Facilities Services, and Planning & Construction.
Financial Reporting – IT Integrated	Review processes and controls related to financial reporting, including those over the information systems supporting financial reporting.
IT – Patch Management	Assess processes used to ensure all software and firmware updates, patches, security advisories, and threat bulletins are identified, assessed, evaluated, and implemented in a timely manner.
Other Revenues – Academic Departments	Identify sources of other revenues within all academic departments.
IT – Project Management and System Development Methodology	Assess the IT project management and system development life cycle methodologies used to develop / purchase, configure, and implement applications and services.
IT – Blackboard Learning Management System	Evaluate the IT general and application controls in place for the learning management system.
<b>STATUTORY AUDITS AND ACTIVITIES</b>	
SB 20 – Contract Administration	Risk-based testing of contract administration as required by Texas Education Code 51.9337 (g).
Quality Assurance Review	Third-party review of the audit function as required by Texas Government Code 2102.007.
Follow-Up Reviews	Follow-up on management’s progress in implementing action plans to address audit recommendations as required by Texas Government Code 2102.011.
Annual Risk Assessment and Audit Plan	Conduct risk assessment activities and prepare the 2020 Audit Plan as required by Texas Government Code 2102.005.
Internal Audit Annual Report	Prepare and submit prescriptive report outlining annual audit activities as required by Texas Government Code 2102.009.
Continuing Education	Obtain continuing education as required by Texas Government Code 2102.011.
<b>OTHER ACTIVITIES</b>	
Joint Admission Medical Program (JAMP)	Test for the appropriateness of expenditures for fiscal year 2018. (Report due October 31, 2018)
NCAA Agreed-Upon Procedures (OUTSOURCED)	Assist the external auditor with a review of the University’s NCAA Athletic financial statement for the fiscal year ended August 31, 2018, as required by the NCAA.
Special Projects	Perform management requested reviews; audits/reviews predicated by unanticipated risks, oversight-entity mandates, and EthicsPoint / SAO Special Investigations Unit referrals; and other activities.

Respond to System Administration Requests	Gather information/perform analyses requested by System Administration.
Audit Liaison Activities	Coordinate activities with external audit entities conducting audits within the Texas State University System.

DRAFT



**Sul Ross State University  
and Rio Grande College**

**Fiscal Year 2019 Audit Plan**

**Scott A. Cupp, CIA  
Component Director, Office of Audits and Analysis**

MEMBER THE TEXAS STATE UNIVERSITY SYSTEM™

**SUL ROSS STATE UNIVERSITY AND RIO GRANDE COLLEGE  
FISCAL YEAR 2019 AUDIT PLAN**

AUDIT	DESCRIPTION
<b>RISK-BASED AUDITS</b>	
Enrollment Management	Review the organization-wide enrollment management processes and related controls over risks associated with recruitment, admissions, and enrollment.
Accounts Payable	Evaluate controls and procedures over accounting functions for accounts payable.
Meats Lab	Evaluate the adequacy of controls in the meats lab, including control of inventory, pricing, security, and best practices.
Capital Projects/Construction	Evaluate the controls relating to the handling of construction contracts, payments to contractors and subcontractors, and change order processing.
<b>STATUTORY AUDITS AND ACTIVITIES</b>	
SB 20 – Contract Administration	Risk-based testing of contract administration as required by Texas Education Code 51.9337 (g).
Quality Assurance Review	Third-party review of the audit function as required by Texas Government Code 2102.007.
THECB Facilities Audit	Determine compliance with THECB’s project approval, application, and reporting processes at SRSU and RGC as required by Texas Education Code 61.0583.
Follow-Up Reviews	Follow-up on management’s progress in implementing action plans to address audit recommendations as required by Texas Government Code 2102.011.
Annual Risk Assessment and Audit Plan	Conduct risk assessment activities and prepare the 2020 Audit Plan as required by Texas Government Code 2102.005.
Internal Audit Annual Report	Prepare and submit prescriptive report outlining annual audit activities as required by Texas Government Code 2102.009.
Continuing Education	Obtain continuing education as required by Texas Government Code 2102.011.
<b>OTHER ACTIVITIES</b>	
Joint Admission Medical Program (JAMP)	Test for the appropriateness of expenditures for fiscal year 2018. (Report due October 31, 2018)
Special Projects	Perform management requested reviews; audits/reviews predicated by unanticipated risks, oversight-entity mandates, and EthicsPoint / SAO Special Investigations Unit referrals; and other activities.
Respond to System Administration Requests	Gather information/perform analyses requested by System Administration.
Audit Liaison Activities	Coordinate activities with external audit entities conducting audits within the Texas State University System.



**Texas State University**  
**Fiscal Year 2019 Audit Plan**

**Steven R. McGee, CPA, CIA, CFE**  
**Component Director, Office of Audits and Analysis**

MEMBER THE TEXAS STATE UNIVERSITY SYSTEM™



## TEXAS STATE UNIVERSITY FISCAL YEAR 2019 AUDIT PLAN

AUDIT	DESCRIPTION
<b>RISK-BASED AUDITS</b>	
Laboratory Safety	Assess adequacy and effectiveness of protocols, measures, and/or elements implemented to ensure a safe environment for students and employees in Laboratory environments.
Research Compliance	Evaluate compliance with requirements stipulated in selected research area(s).
SaaS Applications	Review of general procedures and controls over vendors hosting SaaS (on-demand) applications.
General IT Controls, Student Affairs	Review general controls (such as access, change management, physical security, backup and recovery, and computer operation controls) over IT systems maintained in Student Affairs.
Student Recreation Center	Review Recreational Sports Fee collections and utilization.
Monitoring of Electronic Access to Physical Structures	Assess the adequacy and appropriateness of procedures to monitor electronic access to University buildings/rooms.
<b>STATUTORY AUDITS AND ACTIVITIES</b>	
SB 20 – Contract Administration	Risk-based testing of contract administration as required by Texas Education Code 51.9337 (g).
Quality Assurance Review	Third-party review of the audit function as required by Texas Government Code 2102.007.
Follow-Up Reviews	Follow-up on management’s progress in implementing action plans to address audit recommendations as required by Texas Government Code 2102.011.
Annual Risk Assessment and Audit Plan	Conduct risk assessment activities and prepare the 2020 Audit Plan as required by Texas Government Code 2102.005.
Internal Audit Annual Report	Prepare and submit prescriptive report outlining annual audit activities as required by Texas Government Code 2102.009.
Continuing Education	Obtain continuing education as required by Texas Government Code 2102.011.
<b>OTHER ACTIVITIES</b>	
Joint Admission Medical Program (JAMP)	Test for the appropriateness of expenditures for fiscal year 2018. (Report due October 31, 2018)
Special Projects	Perform management requested reviews; audits/reviews predicated by unanticipated risks, oversight-entity mandates, and EthicsPoint / SAO Special Investigations Unit referrals; and other activities.
Respond to System Administration Requests	Gather information/perform analyses requested by System Administration.
Audit Liaison Activities	Coordinate activities with external audit entities conducting audits within the Texas State University System.

## **APPENDIX A HIGH-RISK PROJECTS NOT INCLUDED IN THE AUDIT AND COMPLIANCE PLAN**

Finite resources and statutory activities precluded the inclusion of all identified high-risk projects at the components and System Administration in the Plan. Such high-risk projects included, but were not limited to:

Academic operations  
ADA compliance  
Athletic activities  
Bi-Weekly payroll processes  
Bond covenants  
Business continuity  
Campus safety  
Center for Port Management/Port Management Program  
Certain athletic activities  
Certain automated controls/processes  
Charter school contracts and activities  
Compliance with FERPA (Family Educational Rights and Privacy Act)  
Compliance with Title IV  
Continuing Education  
Deferred maintenance  
Distance Learning  
Employee retention  
ERM (Enterprise Risk Management) activities  
Faculty workloads  
Governance over various programs/activities  
Grade-related and grade-change-related processes  
Health-care programs  
Industrial Technology  
IT processes  
Lab safety  
Online course material and material on course sites (such as Blackboard)  
Outsourced Services  
Overload payments  
Recreational Sports  
Recruiting activities  
Research protocols  
Research using human subjects and IRBs (Institutional Review Board)  
Risk management  
Rodeo  
Safety training  
Small Business Development Centers  
Software Licensing Management  
Student injury reporting  
Student Retention  
Student Travel Safety - Study Abroad  
Support for student athletes  
University Advancement  
University-provided support for foundations

**TEXAS STATE UNIVERSITY SYSTEM – QUARTERLY STATUS REPORT – AUGUST 2018 BOARD MEETING  
STATUS OF IMPLEMENTATION OF AUDIT AND COMPLIANCE RECOMMENDATIONS FOR REPORTS ISSUED THROUGH JUNE 2018**

Audit Report	Recommendations	Management’s Most Current Response	Status (*)
<b>LAMAR INSTITUTE OF TECHNOLOGY</b>			
<b>Minors on Campus (Compliance Review), October 2017</b>	Lamar Institute of Technology should design and implement a policy and applicable procedures to ensure that no additional, untrained individuals are present at campus programs for minors. The employee and volunteer roster provided by the program director should be checked against the individuals present at the campus program for minors.	Design of a policy and applicable procedures to ensure that no additional, untrained individuals are present at campus programs for minors is complete.  Person Responsible: Patrick Calhoun, Executive Director of Workforce Education, and Angela Clark, Coordinator of Continuing Education, are responsible for ensuring the policy is communicated to the applicable parties on an ongoing basis. They also collaborate with the Human Resources office, who maintains records of proof of completion of mandatory training. Timetable for Completion: Policy and procedure design has been completed and was approved by the President’s Cabinet on April 23, 2018. Communication to campus community has taken place and is ongoing.	<b>Implemented</b>
	Lamar Institute of Technology should design and implement a policy and applicable procedures that must be followed in order to host a campus program for minors.	Design of a policy and applicable procedures to ensure that no additional, untrained individuals are present at campus programs for minors is complete.  Person Responsible: Patrick Calhoun, Executive Director of Workforce Education, and Angela Clark, Coordinator of Continuing Education, are responsible for ensuring the policy is communicated to the applicable parties on an ongoing basis. They also collaborate with the Human Resources office, who maintains records of proof of completion of mandatory training. Timetable for Completion: Policy and procedure design has been completed and was approved by the President’s Cabinet on April 23, 2018. Communication to campus community has taken place and is ongoing.	<b>Implemented</b>
	Lamar Institute of Technology should formally adopt the updated policy, and procedures should be put into place to ensure that the appropriate training continues to be mandated. The proposed expansion of the training should be communicated to all applicable parties within the University community.	Updated Youth Interaction Safety Policy was formally adopted on April 23, 2018, including procedures for appropriate training and documentation. Communication to all applicable parties on campus is ongoing.  Person Responsible: Patrick Calhoun, Executive Director of Workforce Education, and Angela Clark, Coordinator of	<b>Implemented</b>

(\*) Status Categories: Implemented; Verification of Implementation in Progress; In Progress; Planned; Factors Delay Implementation; Management Does Not Plan to Implement Recommendation

ITEMS PRESENTED IN RED ARE FROM AUDIT REPORTS ISSUED PRIOR TO JUNE 30, 2017

**TEXAS STATE UNIVERSITY SYSTEM – QUARTERLY STATUS REPORT – AUGUST 2018 BOARD MEETING  
STATUS OF IMPLEMENTATION OF AUDIT AND COMPLIANCE RECOMMENDATIONS FOR REPORTS ISSUED THROUGH JUNE 2018**

Audit Report	Recommendations	Management’s Most Current Response	Status (*)
		<p>Continuing Education, are responsible for ensuring the policy is communicated to the applicable parties on an ongoing basis. They also collaborate with the Human Resources office, who maintains records of proof of completion of mandatory training.</p> <p>Timetable for Completion: Policy and procedure design has been completed and was approved by the President’s Cabinet on April 23, 2018. Communication to campus community has taken place and is ongoing.</p>	
<b>LAMAR STATE COLLEGE-ORANGE</b>			
<p><b>Network and Server Management, October 2017</b></p>	<p>Issues, recommendations, and management action plans for this audit are actively being addressed. The details are not presented here due to exemptions allowed for information that relates to computer network security or to the design, operation, or defense of a computer network (Texas Government Code 552.139).</p> <p>There are 5 audit recommendations outstanding from this audit. The status for these items are as follows:</p> <ul style="list-style-type: none"> <li>• Two recommendations: <b>Implemented</b></li> <li>• Three recommendations: <b>In Progress</b></li> </ul>		
<p><b>Brown Estate, October 2017</b></p>	<p>Management should evaluate and develop a plan for financial support of Brown Estate operations should funding sources be depleted or needed for other LSCO operating costs.</p> <p>Management should continue to evaluate and consider operational changes and ideas that could improve revenue and reduce expenses. Some suggested considerations include re-evaluating fees charged for events and meals, adjusting/flexing staffing schedules (both full-time and part-time) to ensure optimal staff utilization at least expense, reviewing utility usage for any cost savings, utilizing an advisory committee to develop potential marketing ideas and potential new client contacts, and implementing a profit/loss analysis for each event.</p>	<p>Management will evaluate and develop a plan for financial support of Brown Estate upon depletion of Bookstore fund balance, understanding no state or sources related to tuition and fees can be used, other than agreed upon funding of salary and benefits.</p> <p>Management has developed an advisory committee to develop marketing ideas and identify potential client contacts and implement a profit/loss analysis for each event. Two advisory committee meetings have been held resulting in recommendations to consider for the Brown Estate. Profit/loss analysis for each event will include direct costs of event and indirect costs such as all staff time and other overhead costs. Committee will also re-evaluate fee for events and meals, adjusting/flexing all staffing schedules to optimize staff time and minimize overtime, and review utility usage for potential cost savings. All committee suggestions will consider operational changes and ideas to improve revenue and reduce expenses.</p>	<p><b>In Progress</b></p> <p><b>In Progress</b></p>

(\*) Status Categories: Implemented; Verification of Implementation in Progress; In Progress; Planned; Factors Delay Implementation; Management Does Not Plan to Implement Recommendation

**TEXAS STATE UNIVERSITY SYSTEM – QUARTERLY STATUS REPORT – AUGUST 2018 BOARD MEETING  
STATUS OF IMPLEMENTATION OF AUDIT AND COMPLIANCE RECOMMENDATIONS FOR REPORTS ISSUED THROUGH JUNE 2018**

Audit Report	Recommendations	Management's Most Current Response	Status (*)
		Person Responsible: Jeff Horton, VP for Finance and Operations, and Mike Yeater, VP for Student Services and Auxiliary Enterprises Timetable for Completion: Development of a plan – August 31, 2018 Advisory Committee – August 31, 2018	
	Management should consider counting non-food items more frequently than twice per year such as verifying those inventory items specifically used for events before and after events to ensure clients did not destroy or remove any Brown Estate inventory.  Management should consider tracking the cost of food per event to include allocating food costs between events as appropriate. For example, the cost of one case of meat used for two events should be split accordingly and tracked to what was used for each event. The Brown Estate should include documentation and receipts of food purchased and used for each event. Documentation should be attached to the Brown Estate's records for each event held to ensure food costs are accounted for properly.	Management will consider increasing frequency of inventorying non-food items to a quarterly inventory. Non-food inventory is scheduled for next week.  The Brown Estate Manager will attach a copy of the proposal with a breakdown of actual food usage and time worked with the even document provided to the Business Office after each event. We are currently investigating catering software that will track this information.  Person Responsible: Terrie Smith, Brown Estate Manager and Mike Yeater, VP for Student Services and Auxiliary Enterprises Timetable for Completion: August 31, 2018	In Progress   In Progress
<b>Minors on Campus (Compliance Review), October 2017</b>	Lamar State College-Orange should design and implement a policy and applicable procedures to ensure that no additional, untrained individuals are present at campus programs for minors. The employee and volunteer roster provided by the program director should be checked against the individuals present at the campus program for minors.	The Kids2College program took place June 25-28, 2018. Daily attendance rosters required volunteers to sign in. Name badges worn by all "approved" volunteers indicated completion of a background screen and required training. HR Specialist, Sherrie Willoughby, spot-checked the rosters and badges throughout the week to ensure compliance.  Person Responsible: Patty Collins, Director of Human Resources and Campus Programs for Minors Director(s) Timetable for Completion: June 28, 2018	Implemented
<b>LAMAR STATE COLLEGE-PORT ARTHUR</b>			
<b>Network and Server Management, August 2017</b>	Issues, recommendations, and management action plans for this audit are actively being addressed. The details are not presented here due to exemptions allowed for information that relates to computer network security or to the design, operation, or defense of a computer network (Texas Government Code 552.139).  There are 2 audit recommendations outstanding from this audit. The status for these items is "In Progress".		

(\*) Status Categories: Implemented; Verification of Implementation in Progress; In Progress; Planned; Factors Delay Implementation; Management Does Not Plan to Implement Recommendation

**TEXAS STATE UNIVERSITY SYSTEM – QUARTERLY STATUS REPORT – AUGUST 2018 BOARD MEETING  
STATUS OF IMPLEMENTATION OF AUDIT AND COMPLIANCE RECOMMENDATIONS FOR REPORTS ISSUED THROUGH JUNE 2018**

Audit Report	Recommendations	Management’s Most Current Response	Status (*)
<b>Texas Higher Education Coordinating Board Facilities Audit, May 2018</b>	The College should update procedures and controls to ensure each project application and <i>Board of Regents Certification</i> requiring the THECB review is submitted per the THECB requirements.	Although the project was approved by the Board of Regents prior to the purchase, it was not submitted to the THECB for approval in a timely manner. Management concurs with the recommendation.  Corrective Action Plan: In order to ensure that all applicable THECB rules are addressed from origination to completion of a project, we have prepared a thorough quality control checklist addressing each step of the process. The checklist was completed and distributed to all interested parties on April 17, 2018. By using the tool implemented, we feel it will ensure compliance with all applicable THECB rules.  Person Responsible: Leanna Odom, Senior Director of Accounting and Finance, and Mary Wickland, Vice President for Finance and Operations. Timetable for Completion: April 17, 2018	Implemented
<b>Minors on Campus (Compliance Review), October 2017</b>	Lamar State College-Port Arthur should design and implement a policy and applicable procedures that must be followed in order to host a campus program for minors. The policy should designate a specific employee as responsible for ensuring that the requirements have been met. A procedure should be created ensure that no additional, untrained individuals are present at campus programs for minors. The employee and volunteer roster should be checked against the individuals present at the campus program for minors.	Procedures have been developed and approved to ensure appropriate training continues on campus.  Person Responsible: Allison Wright, Purchasing Director/Risk Manager Timetable for Completion: January 12, 2018	Verification of Implementation in Progress (pending summer campus programs for minors)

**LAMAR UNIVERSITY**

<b>IT Physical Environment, October 2012</b>	Issues, recommendations, and management action plans for this audit are actively being addressed. The details are not presented here due to exemptions allowed for information that relates to computer network security or to the design, operation, or defense of a computer network (Texas Government Code 552.139).  There is 1 audit recommendation outstanding from this audit. The status for this item is "In Progress".		
<b>Special Project – Inventory Testing and Observations, April 2017</b>	Issues, recommendations, and management action plans for this audit are actively being addressed. The details are not presented here due to exemptions allowed for information that relates risk or vulnerability assessment (Texas Government Code Sec 418.177(2)).  There are 3 audit recommendations outstanding from this audit. The status for these items is "Implemented".		

(\*) Status Categories: Implemented; Verification of Implementation in Progress; In Progress; Planned; Factors Delay Implementation; Management Does Not Plan to Implement Recommendation

**TEXAS STATE UNIVERSITY SYSTEM – QUARTERLY STATUS REPORT – AUGUST 2018 BOARD MEETING  
STATUS OF IMPLEMENTATION OF AUDIT AND COMPLIANCE RECOMMENDATIONS FOR REPORTS ISSUED THROUGH JUNE 2018**

Audit Report	Recommendations	Management’s Most Current Response	Status (*)
<b>Lamar Percussion Society, July 2017</b>	<p>The Division of Student Engagement Office of Student Organization Services (Student Organization Services) should:</p> <ul style="list-style-type: none"> <li>• Evaluate the actual purpose for which the LPS has served in benefiting the student membership to determine how and if this organization should continue.</li> <li>• Ensure that current officers of the LPS have the appropriate training and understanding of financial controls and processes.</li> <li>• Educate the LPS officers who withdraw cash on safety issues involved in carrying large amounts of cash and documentation supporting withdrawals and redeposit of funds. In addition, Student Organization Services should encourage the use of an on-campus account with the University rather than an off-campus account.</li> <li>• Survey other student organizations to determine whether others use off-campus bank accounts and inquire into the financial controls. The inquiry should also to include obtaining copies of bank signature forms and verifying the appropriateness of signature and decision-making authority.</li> <li>• Consider providing additional education to student organizations to ensure that they file the “Permit to Solicit Funds Off-Campus” to minimize risks associated in donor solicitations, such as aggressive, pervasive contact.</li> </ul>	<ul style="list-style-type: none"> <li>• LPS constitution has been revised and adopted on April 2018.</li> <li>• The Office of Student Organization Services has drafted a new Registered Student Organization (RSO) Fiscal Handbook. The RSO will receive fiscal training during the RSO Training schedule on Sept. 8, 2018 at 10 am – 2 pm in the Setzer Student Center. The training will cover on-campus account and off-campus account usage and management; permit to solicit funds off-campus policy; and, cash handling policy and all policies and procedures for all registered student organizations.</li> <li>• Finance acknowledges the need for compliance with reporting. However, review of transactions made through non-University banking is not viable, nor is Lamar liable for transactions that were not made by Lamar. Finance management and Student Engagement management have agreed that student organizations will be instructed that all funds will be deposited with Lamar University as agency funds. Student Engagement has instructed organizations and is adopting procedures to implement. Finance and Student Engagement is preparing policies and procedures to support this activity through the RSO Fiscal Handbook, Request to Use Funds Form, and an internal Cardinal Purch procedure.</li> </ul> <p>Person Responsible: Dr. Terry Mena, Associate Vice President and Dean of Students Timetable for Completion: October 31, 2018</p>	<p>In Progress</p> <p>In Progress</p> <p>In Progress</p>
	<ul style="list-style-type: none"> <li>• Student Organization Services should: <ul style="list-style-type: none"> <li>○ Require the LPS to remove the advisor from the LPS savings and checking accounts,</li> <li>○ Work with the LPS to identify a new advisor, and</li> <li>○ Provide additional education to student organizations and advisors on the role that advisors should have.</li> </ul> </li> </ul>	<ul style="list-style-type: none"> <li>• LPS has closed their non-University bank account and have been instructed that all funds must be deposited on their University agency account.</li> <li>• The previous LPS advisor was removed. New advisor has been selected by the LPS student leaders and approved by the Office of Student Organization Services.</li> </ul>	<p>Implemented</p> <p>Implemented</p>

(\*) Status Categories: Implemented; Verification of Implementation in Progress; In Progress; Planned; Factors Delay Implementation; Management Does Not Plan to Implement Recommendation

ITEMS PRESENTED IN RED ARE FROM AUDIT REPORTS ISSUED PRIOR TO JUNE 30, 2017





**TEXAS STATE UNIVERSITY SYSTEM – QUARTERLY STATUS REPORT – AUGUST 2018 BOARD MEETING  
STATUS OF IMPLEMENTATION OF AUDIT AND COMPLIANCE RECOMMENDATIONS FOR REPORTS ISSUED THROUGH JUNE 2018**

Audit Report	Recommendations	Management’s Most Current Response	Status (*)
		<p>Management considers this action as fully responsive to the recommendation.</p> <ul style="list-style-type: none"> <li>Policies have been prepared and are adopted. Management considers this action as fully responsive to the recommendation.</li> </ul> <p>Person Responsible: Dr. Terry Mena, Associate Vice President and Dean of Students, and E. Craig Ness, Vice President for Finance and Operations            Timetable for Completion:            Student Organization Services Corrective Action Plans: October 31, 2018            Finance Corrective Action Plan: June 30, 2018</p>	Implemented
	<p>University management should cease all private music lessons held at the University. However, if deemed desirable and appropriate to allow students or faculty to provide private music lessons using University facilities and instruments or equipment, the University should implement a process supported by policy that allows for the protection of the University and remuneration to the University for the use of its facilities, instruments, and equipment. This process would need to include following required policy with regard to minors on campus.</p>	<p>Administrative Services has been assigned the responsibility for review. Draft of amended policy provided via email to Audit on October 13, 2017. Revised date for adoption of policies: August 31, 2018</p> <p>Person Responsible: E. Craig Ness, Vice President for Finance and Operations  <b>Revised</b> Timetable for Completion: August 31, 2018 (was June 30, 2018)</p>	In Progress
	<ul style="list-style-type: none"> <li>Finance and Advancement management should work together to implement a better process that alerts the Office of Financial Aid of payments to be made for the benefit of students.</li> <li>Finance should develop and implement a policy that includes what type of payments will be considered as benefits to students that need to be disbursed through the Office of Financial Aid.</li> </ul>	<p>Finance and Financial Aid jointly developed a decision tree to help determine when a student payment needs to be disbursed through Financial Aid or through Accounts Payable or Payroll. Management considers this action as fully responsive to the recommendation.</p> <p>Person Responsible: E. Craig Ness, Vice President for Finance and Operations            Timetable for Completion: June 30, 2018</p>	Implemented
	<p>Student Organization Services should:</p> <ul style="list-style-type: none"> <li>Evaluate the dues charged by the LPS to determine if these are in fact dues or if they are more in line with a student fee. If the latter, Student Organization Services should work with the LPS to outline a course of action to correct the use of the dues.</li> </ul>	<ul style="list-style-type: none"> <li>LPS constitution has been revised and adopted on April 2018. The student organization membership dues were defined by purpose and types of usage of the funds.</li> <li>The RSO Fiscal Handbook will define the proper and the clear purpose for the use of membership dues and/or funds for student organization activity and with the approval and signature by the appropriate student</li> </ul>	<p>In Progress</p> <p>In Progress</p>

(\*) Status Categories: Implemented; Verification of Implementation in Progress; In Progress; Planned; Factors Delay Implementation; Management Does Not Plan to Implement Recommendation

ITEMS PRESENTED IN RED ARE FROM AUDIT REPORTS ISSUED PRIOR TO JUNE 30, 2017

**TEXAS STATE UNIVERSITY SYSTEM – QUARTERLY STATUS REPORT – AUGUST 2018 BOARD MEETING  
STATUS OF IMPLEMENTATION OF AUDIT AND COMPLIANCE RECOMMENDATIONS FOR REPORTS ISSUED THROUGH JUNE 2018**

Audit Report	Recommendations	Management’s Most Current Response	Status (*)
	<ul style="list-style-type: none"> <li>Evaluate the amount of dues charged and consider meeting with the LPS officers to share information on average or reasonable dues.</li> </ul>	<p>financial officers (student president or treasurer) and a staff member of the Office of Student Organization Services.</p> <p>Person Responsible: Dr. Terry Mena, Associate Vice President and Dean of Students Timetable for Completion: October 31, 2018</p>	
	<p>Student Organization Services should request that the LPS seek membership confirmation of officers and have this documented in formal meeting minutes.</p>	<p>Student Organization Services will work with all student organizations to maintain an up-to-date membership roster. They will also train student organization officers on the importance and methods of documenting the organizations’ decisions and minutes.</p> <p>Person Responsible: Dr. Terry Mena, Associate Vice President and Dean of Students Timetable for Completion: October 31, 2018</p>	<p>In Progress</p>
<p><b>Disability Resource Center, September 2017</b></p>	<p>DRC management should work with appropriate areas/departments to ensure that online courses are equally accessible to all students enrolled in online courses as required by law.</p>	<p>The Director of DRC has recently attended some meetings to be trained and gain access to student success collaborative. This should be completed and implemented soon. Access to student success collaborative should help the DRC better support students with disabilities and communicate more effectively with other departments on campus.</p> <p>Person Responsible: Kyle Mutz, Director for DRC, and Brenda Mendoza, Communication Access Coordinator for DRC Timetable for Completion: June 20, 2018</p>	<p>Implemented</p>
<p><b>Reaud, Wimberly, and Cherry Data Center Review, November 2017</b></p>	<p>Issues, recommendations, and management action plans for this audit are actively being addressed. The details are not presented here due to exemptions allowed for information that relates to computer network security or to the design, operation, or defense of a computer network (Texas Government Code 552.139).</p> <p>There are 2 audit recommendations outstanding from this audit. The status for these items is “Implemented”.</p>		
<p><b>TExES 068 Tutoring Program, January 2018</b></p>	<ul style="list-style-type: none"> <li>Management should consider consulting with the Office of General Counsel to determine if any recourse should be taken with respect to the seminar and webcast funds collected and kept by the professor or CRES.</li> <li>Management should provide additional education and training to faculty and staff on TSUS and University policies in the following areas:</li> </ul>	<ul style="list-style-type: none"> <li>After consultation with General Counsel, management met with the professor on May 9, 2018. It was determined at that meeting and after review of the revenue transactions and discussion of the amount and nature of the expenses related to the activities that the amount that would be due to the university would be minimal, if any. Management considers this action as fully responsive to the recommendation.</li> </ul>	<p>Implemented</p>

(\*) Status Categories: Implemented; Verification of Implementation in Progress; In Progress; Planned; Factors Delay Implementation; Management Does Not Plan to Implement Recommendation

**TEXAS STATE UNIVERSITY SYSTEM – QUARTERLY STATUS REPORT – AUGUST 2018 BOARD MEETING  
STATUS OF IMPLEMENTATION OF AUDIT AND COMPLIANCE RECOMMENDATIONS FOR REPORTS ISSUED THROUGH JUNE 2018**

Audit Report	Recommendations	Management’s Most Current Response	Status (*)
	<ul style="list-style-type: none"> <li>○ Outside Employment, Dual Employment, and Other Activities</li> <li>○ Conflicts of Interests</li> </ul>	<ul style="list-style-type: none"> <li>• Management, with assistance from Human Resources, will provide additional education and training to faculty and staff on TSUS and University policies pertaining to (1) Outside Employment, Dual Employment and Other Activities and (2) Conflicts of Interests. Tentative dates for training on conflict of interest, dual employment, etc.: September 19, 26, and October 4, 11, 17, 24.</li> </ul> <p>Person Responsible: Dr. Robert Spina, Dean for College of Education and Human Development and Craig Ness, Vice President for Finance and Operations Timetable for Completion: October 31, 2018</p>	In Progress
	Management should provide training to faculty and staff on the policy prohibiting the use of University facilities and equipment for personal gain. Additionally, training should include the differentiation between materials developed as part of normal job duties and materials developed for personal gain and the rules governing these situations.	<p>Management, with assistance from Human Resources, will provide training to faculty and staff on the policy prohibiting the use of University facilities and equipment for personal gain. Management will include training that shows the differentiation between materials developed as part of normal job duties and materials developed for personal gain and the rules governing these situations.</p> <p>Person Responsible: Dr. Robert Spina, Dean for College of Education and Human Development and Craig Ness, Vice President for Finance and Operations Timetable for Completion: October 31, 2018</p>	In Progress
	<p>Management should work with the Office of General Counsel to consider contacting the professor to request the following:</p> <ul style="list-style-type: none"> <li>• that all protected student data be wiped from any personal devices and return any hard copy documents to University that have student protected data, and</li> <li>• that the professor, a former employee, instruct CRES to delete any student protected data from their systems to include servers, applications, cloud storage, and any electronic devices, and to return any hard copy documents to the University that have student protected data.</li> </ul>	<p>After consultation with General Counsel, management met with the professor on May 9, 2018. At that time the professor stated that the device on which student protected data was stored was taken to a computer technology professional and the hard drive erased while observed by the professor. The device was subsequently returned to the University. The professor stated that the data was not copied to other devices and that any hard copy documents had been destroyed. Management considers this action as fully responsive to the recommendation.</p> <p>Person Responsible: Dr. Robert Spina, Dean for College of Education and Human Development and Dr. James Marquart, Provost Timetable for Completion: May 9, 2018</p>	Implemented
<b>Minors on Campus</b>	Lamar University should design and implement a policy and applicable procedures to ensure that no additional, untrained individuals are present at campus programs for	A packet with a checklist of requirements for Camp Program Directors has been provided to all campus community	Implemented

(\*) Status Categories: Implemented; Verification of Implementation in Progress; In Progress; Planned; Factors Delay Implementation; Management Does Not Plan to Implement Recommendation

**TEXAS STATE UNIVERSITY SYSTEM – QUARTERLY STATUS REPORT – AUGUST 2018 BOARD MEETING  
STATUS OF IMPLEMENTATION OF AUDIT AND COMPLIANCE RECOMMENDATIONS FOR REPORTS ISSUED THROUGH JUNE 2018**

Audit Report	Recommendations	Management’s Most Current Response	Status (*)
<b>(Compliance Review), October 2017</b>	minors. The employee and volunteer roster provided by the program director should be checked against the individuals present at the campus program for minors.	<p>members (students and employees), and publicized to existing camp managers, department heads and deans. All responsible service departments have provided training to the camp leaders and staff covering the legal and administrative requirements to conduct a camp. The mandatory Child Protection Training has been provided to all camp leaders, volunteers, employees, including external parties such as contractors. Payroll and employment documentation and processes are completed for all scheduled camps.</p> <p>Person Responsible: Brenda Dixon, Compliance Officer/Deputy Title IX Coordinator, and the following managers:</p> <ul style="list-style-type: none"> <li>• Catherine Benson, Associate VP for Human Resources,</li> <li>• Jamie Larson, Associate VP for Finance</li> <li>• Diane Thibodeaux, Associate VP for Administrative Services,</li> <li>• Mary Atkinson, Director of Student Residences,</li> <li>• Jeff Bell, Title IX Coordinator/Human Resources Director</li> <li>• Dindy Robinson, Director of Compensation &amp; Employment</li> </ul> <p>Timetable for Completion: April 27, 2018</p>	

<b>SAM HOUSTON STATE UNIVERSITY</b>			
<b>Data Center Environment and Physical Security, December 2017</b>	<p>Issues, recommendations, and management action plans for this audit are actively being addressed. The details are not presented here due to exemptions allowed for information that relates to computer network security or to the design, operation, or defense of a computer network (Texas Government Code 552.139).</p> <p>There are 15 audit recommendations outstanding from this audit. The status for these items are as follows:</p> <ul style="list-style-type: none"> <li>➤ Three recommendations: <b>Implemented</b></li> <li>➤ Eight recommendations: <b>In Progress</b></li> <li>➤ Four recommendations: <b>Planned</b></li> </ul>		
<b>Public Funds Investment Act, December 2017</b>	Ensure that written procedures include all specifically required controls within the Investment Policy for Operating Funds and Endowment Funds.	Management agrees with the recommendation. Management will include these controls in written procedures to ensure compliance with the TSUS policy.	<b>Implemented</b>

(\*) Status Categories: *Implemented; Verification of Implementation in Progress; In Progress; Planned; Factors Delay Implementation; Management Does Not Plan to Implement Recommendation*

**TEXAS STATE UNIVERSITY SYSTEM – QUARTERLY STATUS REPORT – AUGUST 2018 BOARD MEETING  
STATUS OF IMPLEMENTATION OF AUDIT AND COMPLIANCE RECOMMENDATIONS FOR REPORTS ISSUED THROUGH JUNE 2018**

Audit Report	Recommendations	Management’s Most Current Response	Status (*)
	<p>Ensure that contracts for investment managers are written to comply with the requirements within the Investment Policy for Operating Funds and Endowment Funds.</p>	<p>Person Responsible: David Verghese, Treasurer Timetable for Completion: May 31, 2018</p> <p>Management agrees with the recommendation and notes that the current TSUS Investment Policy for Operating Funds and Endowment Funds, September 2017 has no investment manager term limit but stipulates a “termination clause with a maximum 30 days’ notice provision.” Management will review controls and approval procedures to ensure compliance with TSUS policy.</p> <p>Person Responsible: David Verghese, Treasurer Timetable for Completion: July 31, 2018</p>	<p>Implemented</p>

SUL ROSS STATE UNIVERSITY			
<p><b>Minors on Campus (Compliance Review), October 2017</b></p>	<p>Sul Ross State University should design and implement a policy and applicable procedures to ensure that no additional, untrained individuals are present at campus programs for minors. The employee and volunteer roster provided by the program director should be checked against the individuals present at the campus program for minors.</p>	<p>A policy and process for verification of training and examination on-site have been put in place through the Blackboard learning system. One summer athletic camp was held in June 2018. All employees (coaches and staff) were trained through the Blackboard Learning system. One educational program camp was held on campus. All administrators and support staff have completed the Blackboard Learning system training.</p> <p>Person Responsible: Karlin DeVoll, Director of Human Resources Timetable for Completion: Summer 2018, when camps are held</p>	<p>Implemented</p>
	<p>Sul Ross State University should create the statutorily required child abuse training and require that all applicable parties take the training, including those at Rio Grande College. The training requirements should be communicated to all applicable parties within the University community.</p>	<p>Training was implemented for the target groups of grant staff, daycare staff, and residential living full-time staff in October 2017. Sul Ross State University is currently using Health and Human Services approved training materials borrowed from Lamar University. There were no art, music, theatre, or athletic camps during the spring semester. The current HHS approved training notification was sent to all campuses on 2/7/18.</p>	<p>Implemented (training notification sent)</p>

(\*) Status Categories: Implemented; Verification of Implementation in Progress; In Progress; Planned; Factors Delay Implementation; Management Does Not Plan to Implement Recommendation

**TEXAS STATE UNIVERSITY SYSTEM – QUARTERLY STATUS REPORT – AUGUST 2018 BOARD MEETING  
STATUS OF IMPLEMENTATION OF AUDIT AND COMPLIANCE RECOMMENDATIONS FOR REPORTS ISSUED THROUGH JUNE 2018**

Audit Report	Recommendations	Management’s Most Current Response	Status (*)
		<p>All new university employees (faculty, staff, student, temporary hourly, and temporary monthly) are enrolled in the training with a 30-day deadline. 83% of all employees have completed the training.</p> <p>Person Responsible: Karlin DeVoll, Director of Human Resources</p> <p>Timetable for Completion: Ongoing</p>	<p>In Progress (83% of all employees have completed the training)</p>
<b>TEXAS STATE UNIVERSITY</b>			
<p><b>Physical Entry Access Controls Audit, December 2016</b></p>	<p>Issues, recommendations and action plans for this audit are being addressed. The details are not presented here due to exemptions allowed for information that relates to risk or vulnerability of persons or property, including critical infrastructure, to an act of terrorism or related criminal activity (Texas Government Code 418.177(2)).</p> <p>There are 21 audit recommendations outstanding from this audit. The status for these items is “In Progress”.</p>		
<p><b>General Controls Audit of SAP, October 2017</b></p>	<p>Issues, recommendations and action plans for this audit are being addressed. The details are not presented here due to exemptions allowed for information that relates to computer network security or to the design, operation, or defense of a computer network (Texas Government Code 552.139).</p> <p>There are 5 audit recommendations outstanding from this audit. The status for these items are as follows:</p> <ul style="list-style-type: none"> <li>➢ One recommendation: <b>Implemented</b></li> <li>➢ Four recommendations: <b>In Progress</b></li> </ul>		
<p><b>Distributions from Endowed Funds, August 2017</b></p>	<p>1C. University Advancement Endowment Services should work with the Dean of the College of Fine Arts and Communication and the Chair of the School of Music, in coordination with the Endowment Compliance Committee, to develop and implement procedures to ensure that Account Managers fulfill their responsibility to expend distributions according to the documented endowment requirements.</p>	<p>University Advancement Endowment Services worked with the Director of School of Music and Dean of the College of Fine Arts and Communication and developed documented procedures for Scholarship MOU compliance.</p> <p>Person Responsible: Kimberly Garrett, Associate Director of Endowment Services</p> <p>Timetable for Completion: April 30, 2018</p>	<p><b>Implemented</b></p>
	<p>2. University Advancement management should ensure that the Account Managers are informed of the MOU requirement that funds distributed from the endowments are to be expended in the same year and University Advancement management should coordinate with the Vice President for Finance and Associate General Counsel as to the appropriate resolution of any unexpended funds.</p>	<p>University Advancement Endowment Services has reviewed Development Foundation MOUs to determine which existing endowments contain this language. University Advancement Endowment Services is following up with account managers to notify them of the language and expenditure requirement and drafting memoranda to the Provost requesting a decision regarding reimbursement of funds for FY2017. A revised timetable of October 15, 2018 is requested to finalize this item.</p>	<p><b>In Progress</b></p>

(\*) Status Categories: Implemented; Verification of Implementation in Progress; In Progress; Planned; Factors Delay Implementation; Management Does Not Plan to Implement Recommendation

ITEMS PRESENTED IN RED ARE FROM AUDIT REPORTS ISSUED PRIOR TO JUNE 30, 2017

**TEXAS STATE UNIVERSITY SYSTEM – QUARTERLY STATUS REPORT – AUGUST 2018 BOARD MEETING  
STATUS OF IMPLEMENTATION OF AUDIT AND COMPLIANCE RECOMMENDATIONS FOR REPORTS ISSUED THROUGH JUNE 2018**

Audit Report	Recommendations	Management’s Most Current Response	Status (*)
		Person Responsible: Dan Perry, Assistant Vice President for University Advancement <b>Revised</b> Timetable for Completion: October 15, 2018 (was April 30, 2018)	
<b>Credentialing, May 2018</b>	1. HR management should develop and implement written procedures that define the responsibilities and requirements for employees managing the credentialing process including HR employees and the responsible employees within other University departments.	An internal review team has been formed. HR is collecting relevant LCC information from the campus to identify those positions which require an LCC to perform the essential functions of the job and have begun vetting the list of credentials submitted by the various departments. HR is awaiting LCC information from the Department of Facilities and Purchasing positions/functions across campus. Once this information is gathered, bona fide LCC requirements can be vetted and tracked.  Person Responsible: John McBride, Assistant Vice President for Human Resources Timetable for Completion: August 31, 2018	In Progress
	2. HR management should coordinate with departments to identify and maintain a list of all position titles that require a LCC, and document the specific LCC and the related federal, state, University, or other requirement for the LCC. Also, HR management should periodically confirm the list of position titles and related LCCs.	HR is in the process of gathering pertinent LCC information from the campus and will vet each credential to ensure that it is required to perform the essential functions of the job.  Person Responsible: John McBride, Assistant Vice President for Human Resources Timetable for Completion: December 30, 2018	In Progress
	3. HR management should ensure that all staff positions have a written job description that is current and contains any required LCC for the position. Also, HR management should confirm and document the criteria used for establishing the required LCC for each position.	Most descriptions have been developed (less than 10 remain). Once the LCC information has been vetted HR will ensure that the appropriate LCC is recorded on the appropriate job description. Many job descriptions will be deleted due job title consolidation which proposes to reduce the number of job titles and descriptions in the pay plan from approximately 700 to about 250.  Person Responsible: John McBride, Assistant Vice President for Human Resources Timetable for Completion: December 30, 2018	In Progress
	4. HR management should coordinate with departments to identify all positions with a required LCC and ensure that all of the identified employees in those positions are being tracked in the LSO module. Also, HR management should ensure that appropriate expiration dates that coincide with actual expiration, renewal, or training requirement dates for	On-going pending actions referenced in 3 above.  Person Responsible: John McBride, Assistant Vice President for Human Resources Timetable for Completion: December 30, 2018	In Progress

(\*) Status Categories: Implemented; Verification of Implementation in Progress; In Progress; Planned; Factors Delay Implementation; Management Does Not Plan to Implement Recommendation

**TEXAS STATE UNIVERSITY SYSTEM – QUARTERLY STATUS REPORT – AUGUST 2018 BOARD MEETING  
STATUS OF IMPLEMENTATION OF AUDIT AND COMPLIANCE RECOMMENDATIONS FOR REPORTS ISSUED THROUGH JUNE 2018**

Audit Report	Recommendations	Management’s Most Current Response	Status (*)
	maintaining the LCC are used in the LSO module. Lastly, HR management should implement procedures to ensure that the LCC information for new employees is communicated to Professional Development for entry into the LSO module.		
	5. HR management should coordinate with the applicable departments to resolve the discrepancies noted for the three employees identified with regard to the required LCCs for their positions. Additionally, HR management should implement formal procedures to ensure that if an LCC is required for a position that the related job posting gives notice of that requirement.	For the three employees identified, two changed positions that do not require a LCC and HR confirmed the other employee has the appropriate LCC. Once the LCC information has been vetted HR will ensure that the appropriate LCC is recorded on the appropriate job description.  Person Responsible: John McBride, Assistant Vice President for Human Resources Timetable for Completion: December 30, 2018	In Progress
	6. Academic Affairs management should: *develop and implement written procedures defining the responsibilities and requirements for employees managing the credentialing process for faculty members’ LCCs; *coordinate with departments to identify and maintain a record of all faculty members that require a LCC and document the specific LCC, including the related federal, state, University, or other requirement for the LCC; and *implement and maintain a tracking system to ensure the currency of required LCCs for faculty members.	1) Edits are being made to AA PPS 04.01.01, Faculty Hiring, AA PPS 04.01.22, Clinical Faculty Appointments, and AA PPS 04.01.23, Faculty of Practice Appointments. The policies will be ready for review by internal stakeholders by August 1, 2018. Checklists for new faculty hiring packets have been updated so that academic departments know to submit the required LCC documentation with any hiring packet. 2) Academic departments have identified the required LCCs for all faculty appointments and submitted the required LCC documents for individual faculty to Faculty and Academic Resources. This item is complete and will be updated on a continuous basis. 3) Based on input from academic departments, Faculty and Academic Resources has developed a spreadsheet for monitoring faculty and positions for which a LCC is required. This item is complete and will be updated on a continuous basis. Persons Responsible: Dr. Debbie Thorne, Associate Provost and Ms. Gaye Korenek, Director of Faculty and Academic Resources Timetable for Completion: August 31, 2018	In Progress
	7. Academic Affairs management should establish standardized procedures for formally documenting the LCC requirements or absence of relevant licenses and certifications for Clinical Faculty and Faculty of Practice positions. Academic Affairs management should ensure	All department terminal degree policies have been renamed faculty qualifications policies and are under additional review by Faculty and Academic Resources to ensure the policies are focused on degrees and LCCs that are required for faculty. Edits are being made to AA PPS	In Progress

(\*) Status Categories: Implemented; Verification of Implementation in Progress; In Progress; Planned; Factors Delay Implementation; Management Does Not Plan to Implement Recommendation



**TEXAS STATE UNIVERSITY SYSTEM – QUARTERLY STATUS REPORT – AUGUST 2018 BOARD MEETING  
STATUS OF IMPLEMENTATION OF AUDIT AND COMPLIANCE RECOMMENDATIONS FOR REPORTS ISSUED THROUGH JUNE 2018**

Audit Report	Recommendations	Management’s Most Current Response	Status (*)
	that the document established for stipulating LCC requirements is completed by departments for all the Clinical Faculty and Faculty of Practice positions, reviewed and updated at least annually, and maintained by Academic Affairs.	04.02.10, Performance Evaluation of Continuing Faculty, and Post-Tenure Review and AA PPS 04.02.11, Performance Evaluation of Non-Continuing Non-tenure Line Faculty. The policies will be ready for review by internal stakeholders by August 1, 2018.  Persons Responsible: Dr. Debbie Thorne, Associate Provost, and Ms. Gaye Korenek, Director of Faculty and Academic Resources, deans and chairs/directors in areas where LCCs are a requirement for employment. Timetable for Completion: August 31, 2018.	
<b>Minors on Campus (Compliance Review), October 2017</b>	Texas State University should design and implement a policy and applicable procedures that must be followed in order to host a campus program for minors. The policy and process should designate one central office or employee as responsible for ensuring that the requirements have been met.	According to the new policy, Dr. Lisa Lloyd, Special Assistant to the President, will have reports submitted by Ben Underwood, Department of Housing and Residential Life Conference Coordinator, Lacy Needham, Associate Director of Athletics, and Dr. Mary Ellen Cavitt, Assistant Vice President for Academic Services, that contain a list of all camps to ensure that the requirements have been met by the end of each fiscal year. Implementation of this requirement is in progress and camp lists are compiled as camps are scheduled.  Person Responsible: Dr. Lisa Lloyd, Special Assistant to the President Timetable for Completion: August 31, 2018	Verification of Implementation in Progress (pending summer campus programs for minors)
	Texas State University should design and implement a policy and applicable procedures to ensure that no additional, untrained individuals are present at campus programs for minors. The employee and volunteer roster provided by the program director should be checked against the individuals present at the campus program for minors.	The new policy requires the Program camp director to submit the camp staff and volunteers roster and the list of campers to the appropriate university staff member who will generate a report that verifies all staff and volunteers are in compliance prior to allowing the camp to either reside in on-campus housing or to utilize campus facilities. Once the roster is submitted and verified by the appropriate university official, when the staff, volunteers and campers begin, the appropriate staff or designee will have a sign in sheet for the staff and volunteers and will verify that the staff and volunteers are in compliance before being allowed to participate with the camp. The program camp director must certify that the staff and volunteers working with the camp are in full compliance each day of the camp and will notify the appropriate university official if a staff or volunteer is not in compliance and has been removed from the camp.	Verification of Implementation in Progress (pending summer campus programs for minors)

(\*) Status Categories: Implemented; Verification of Implementation in Progress; In Progress; Planned; Factors Delay Implementation; Management Does Not Plan to Implement Recommendation

**TEXAS STATE UNIVERSITY SYSTEM – QUARTERLY STATUS REPORT – AUGUST 2018 BOARD MEETING  
STATUS OF IMPLEMENTATION OF AUDIT AND COMPLIANCE RECOMMENDATIONS FOR REPORTS ISSUED THROUGH JUNE 2018**

Audit Report	Recommendations	Management's Most Current Response	Status (*)
		<p>Implementation is in progress as each camp has been on campus.</p> <p>Person Responsible: Ben Underwood, Department of Housing and Residential Life Conference Coordinator (housing), Lacy Needham, Associate Director of Athletics (athletics), and Dr. Mary Ellen Cavitt, Assistant Vice President for Academic Services (academic services). Timetable for Completion: August 31, 2018</p>	

**SYSTEM ADMINISTRATION**

**No Recommendations Outstanding**

(\*) Status Categories: Implemented; Verification of Implementation in Progress; In Progress; Planned; Factors Delay Implementation; Management Does Not Plan to Implement Recommendation

ITEMS PRESENTED IN RED ARE FROM AUDIT REPORTS ISSUED PRIOR TO JUNE 30, 2017

APPENDIX – PLANNING AND CONSTRUCTION

### CIP Project Information Form

Project Name: Process Technology Training Unit Project

Component: Lamar State College – Port Arthur

Program Year: 2019

New or Amended: New

On Campus Master Plan? No

Project Type: Other

Gross square footage: 2,400

Site/Location: Corner of Memphis and 5th Street, Port Arthur, TX

Project Need: This project is grant driven. Funds have been made available through the Economic Development Assistance Programs - EDA-2018-Disaster to fund projects that target distressed areas that have also been impacted by Hurricane Harvey. The project includes an equipment complex to be located outside and adjacent to the Sheila Umphrey Industrial Technology Center on the LSCPA campus. The equipment complex consists of three major sections including 1) a distillation unit, 2) a 'HOT' distillation unit, and 3) skids for each unit. The vision of this proposal is to increase the quality and quantity of the Port Arthur area workforce to create a competitive advantage for Port Arthur residents to secure employment, as well as providing quality career education for residents. Moreover, the Process Technology Training Unit Project will 1) increase the educational levels within the community, 2) improve the quality of LSCPA graduates, 3) reduce unemployment, 4) provide a quality workforce for regional companies, and 5) provide regional companies with customized training opportunities for incumbent workers. This project was discussed in our programming of the Industrial Technology Center building.

Preliminary Project Cost: \$2,000,000

Source(s) of Funding: \$400,000 from Higher Education Fund; \$1,600,000 from Grants

Comments: The preliminary project cost is based on an internal estimate by the component.

### CIP Project Information Form

Project Name:	Police Building Repair and Renovation
Component:	Lamar University
Program Year:	2018
New or Amended:	New
On Campus Master Plan?	Yes
Project Type:	Office, General
Gross square footage:	7,400
Site/Location:	Existing Police Building - Central Campus
Project Need:	<p>In April 2018, a severe weather event tore a large portion of the roof off of the Police Department building in the center of campus. Two of the three rooftop air conditioning units were destroyed, along with ductwork, insulation, lights and ceilings in the front half of the building. Rain infiltrated the building causing significant damage to remaining interior finishes and rendering the building uninhabitable. The building is over 60 years old and the remaining wood roof structure is unsafe and does not meet current building code and insurance requirements. The scope of this project will include replacement of the roof and deck to meet modern codes, replacement of mechanical, electrical, plumbing and fire alarm systems and a new interior layout. The renovated building will be for the exclusive use of the LUPD and will accommodate an updated dispatch area and a secure evidence room, which did not previously exist. The LU post office, which was sharing the building before the storm, will be permanently relocated to another home. At the time of the storm, consideration was briefly given to relocating the police department to a new site on the west end of campus, but the cost would have been prohibitive due to the lack of developed infrastructure for commercial building in that area. Moving the police department back to their original home maintains their high degree of visibility in the center of campus.</p>
Preliminary Project Cost:	\$2,200,000
Source(s) of Funding:	Higher Education Fund
Comments:	The preliminary project cost is based on an internal estimate by the component.

## CIP Project Information Form

Project Name: Geology & Behavioral Sciences Building Envelope Repair

Component: Lamar University

Program Year: 2019

New or Amended: New

On Campus Master Plan? No

Project Type: Classroom, General

Gross square footage: N/A

Site/Location: Geology Building; Social & Behavioral Sciences Building - North Campus

Project Need: Ribbon windows were replaced on both buildings approximately 10 years ago. The surrounding brick was not removed to allow proper flashing. Since then, several attempts have been made to "seal" the brick but this has not solved the problem. The issue was originally more severe at the Behavioral Sciences building, but after Hurricane Harvey, the south side of the Geology building experienced significant water infiltration at the ribbon windows resulting in damage to classroom interiors. As mentioned above, all previous attempts to correct the problem without destructive testing or repair have failed. To truly correct the problem, the envelope will need to be opened up so that proper waterproofing can be applied. The damage to interiors and the envelope will continue to exacerbate if this is not remediated. We need to correct the issue so that interior classroom finishes can be repaired before the SACS audit in 2020.

Preliminary Project Cost: \$1,000,000

Source(s) of Funding: Higher Education Fund

Comments: The preliminary project cost is based on earlier estimates from a local waterproofing company indicate that this work might not be more than \$500K but due to the age of the building and the nature of the work additional funds are set aside to address the remedial efforts.

**Sam Houston State University  
Proposed College of  
Osteopathic Medicine**

**Design Development Submission  
for the Texas State University  
System Board of Regents**

August 16-17, 2018

Client  
Sam Houston State University

Project Number  
Page #418063



**Table of Contents**  
**Project Introduction**

<b>TAB 1</b>	Existing Site Plan, Site Plan, Site Aerial Plan
<b>TAB 2</b>	Programming Report and Narrative, Building Program, Preliminary Floor Plans
<b>TAB 3</b>	Interior Renderings
<b>TAB 4</b>	Project Narratives
<b>TAB 5</b>	Detailed Cost Estimate, Value Evaluation
<b>TAB 6</b>	Project Cost Comparisons
<b>TAB 7</b>	Operating, Maintenance, and Repair Cost



## Introductory Pages

### Team Members

#### Texas State University System Board of Regents

**Rossanna Salazar**, *Chairman*  
Austin

**William F. Scott**, *Vice Chairman*  
Nederland

**Charlie Amato**, *Regent*  
San Antonio

**Garry Crain**, *Regent*  
The Hills

**Dr. Veronica Muzquiz Edwards**, *Regent*  
San Antonio

**Dr. Jaime R. Garza**, *Regent*  
San Antonio

**David Montagne**, *Regent*  
Beaumont

**Vernon Reaser III**, *Regent*  
Houston

**Alan L. Tinsley**, *Regent*  
Madisonville

**Leanna Mouton**, *Student Regent*  
San Marcos

#### Texas State University System Administration

**Brian McCall**, Ph.D., *Chancellor*  
Austin

**Rob Roy Parnell**, *Deputy Vice Chancellor - Capital Projects Administration*  
Austin

#### Sam Houston State University

**Dr. Dana G. Hoyt**, *President*  
Huntsville

**Dr. Carlos Hernandez**, *Vice President, Finance & Operations*  
Huntsville

**Juan Nunez**, *Associate Vice President, Facilities*  
Huntsville

## Introductory Pages

### Project Design Team

#### Architect Page

Jeff Bricker, *AIA*  
Principal in Charge

Aaron Jones, *AIA, LEED AP*  
Project Manager

Larry Speck, *FAIA*  
Design Principal

Joan Albert  
Project Designer

Andrew Brochtrup, *AIA*  
Project Architect

Tamir Kayal  
Bim Manger

Andy Phan  
Designer

Elaine Lee  
Designer

Lauren Kazmaier, *RA*  
Architectural Design

#### Architect **SLAM Collaborative**

Mary Jo Olenick, *AIA*  
Programming

Peter Morgan  
Building Planning / Interior Planning

Karen Glass, *AIA*  
Med-Ed Specialist

## Introductory Pages

### Acknowledgment & Contact Information

#### Acknowledgment

The Page Team would like to express our appreciation to Sam Houston State University for the opportunity to assist the University in the design of the College of Osteopathic Medicine.

We would also like to thank the administrators, faculty, and staff who continue to provide critical support during the planning and design phases of the project.

**Jeff Bricker, AIA**  
Principal - Page

#### Contact Information

**Jeff Bricker, AIA**  
Principal - Page

*1100 Louisiana, Suite One  
Houston, Texas 77002  
713.871.8484 - Phone  
713.871.8440- Fax  
jbricker@pagethink.com*

## Introductory Pages

### Project Overview

#### Project Summary

The project is an approximately 107,000 gross square feet, four-story with a mezzanine (inclusive of a mechanical penthouse) facility housing the new College of Osteopathic Medicine on an off-campus site in the Conroe, Texas area. The standalone facility will include spaces in support of instruction, research, academic administration, and student life. Specialty instructional areas include Osteopathic Manipulative Medicine and Gross Anatomy labs and Standardized Patient and Simulation suites. The estimated Construction Cost Limitation (CCL) for the project is \$49,000,000 and the project has been awarded to Vaughn Construction Company as Construction Manager at Risk (CMAR).

All site utilities are available at the adjacent thoroughfare, except for data infrastructure. No detention is required. The project site (approximately 7.3 acres) development includes 375 parking spaces and phasing scenarios for the initial Phase I development and a future 100,000 GSF facility (initial surface parking may be converted into a future parking garage).

The information contained within the following document represents the proposed design response to the project requirements as currently understood. Additional information is currently being provided by multiple sources and authorities having jurisdiction over the project, and may require further adjustments.

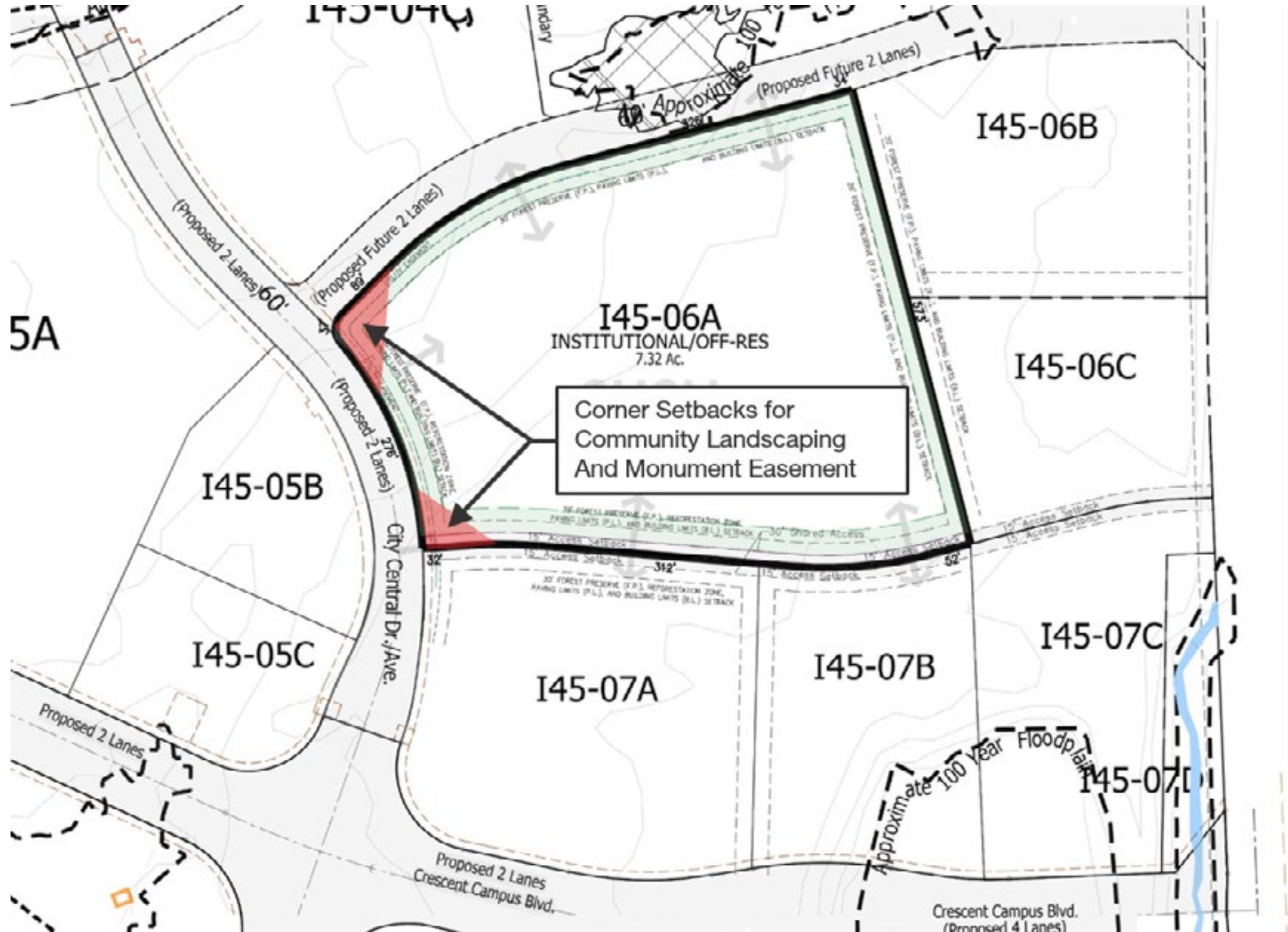
**Tab 1**

**Existing Site Plan**

**Site Plan**

**Site Aerials**

**Architectural Renderings**



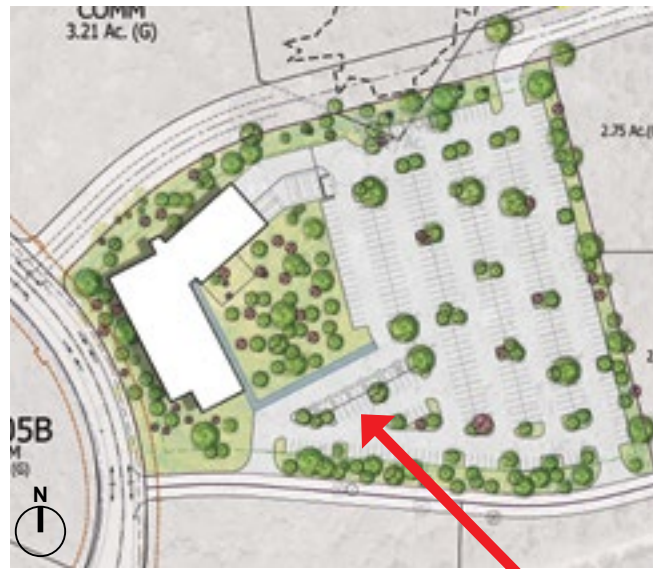


Site Aerial | Phase 1  
Not To Scale





Architectural Renderings



Aerial View



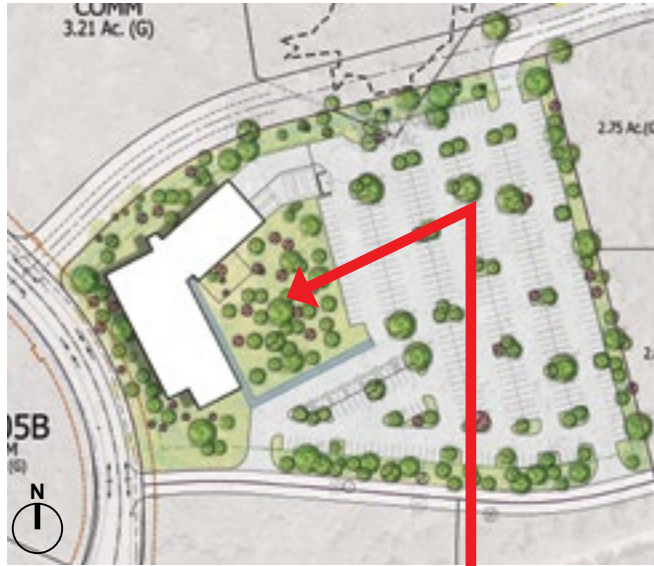
## Architectural Renderings



Perspective View



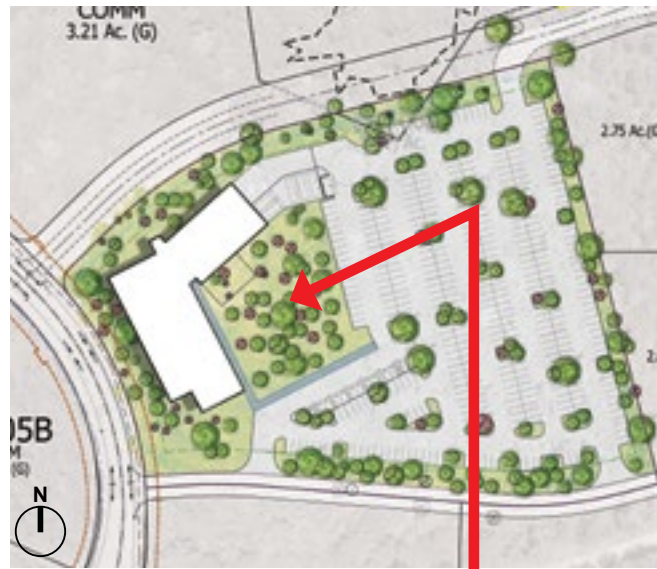
## Architectural Renderings



Perspective View



## Architectural Renderings



Perspective View



## Architectural Renderings



Perspective View



## Architectural Renderings



Perspective View



## Architectural Renderings



Perspective View



**Tab 2**

**Programming Report and Narrative**

**Building Program**

**Blocking & Stacking Diagram**

**Architectural Floor Plans**



## Program Report and Narrative

### Program Validation Overview

The Program of Requirements for the Proposed College of Osteopathic Medicine, published in April 2018, is the culmination of the hard work and clear-headed decision-making occurring since Sam Houston State University (SHSU) committed to creating a new medical college in 2015. In May 2018, after assembling the founding leadership team and defining its approach to medical education, SHSU selected the Page/SLAM team to design the new building that will allow the Sam Houston State University College of Osteopathic Medicine (SHSU\_COM) to welcome its inaugural class in 2020. An initial step by the design team was to review the program document and offer any final adjustments to the space program that forms the road map for the design process.

A new, ground-up medical school at Sam Houston State University presents a host of exciting opportunities. Chief among them

is serving rural East Texas communities with primary care physicians not only capable of fighting disease and improving health but dedicated to health promotion and disease prevention. The most critical issue for this project is delivering a building that positions SHSU to take advantage of this epic occasion. As articulated in the initial Program of Requirements, primary COM program elements (Classrooms & Teaching Labs, Simulation Center, Student & Common Spaces, Faculty & Staff Work Places) are positioned to allow this start-up school to build a student-centered culture by connecting all members of its COM & SHSU community (students, faculty and staff) and engaging the people of Conroe and East Texas.

### Programming / Planning Goals

The following goals reflect the aspirations of the project stakeholders and have informed decision-making during program validation:

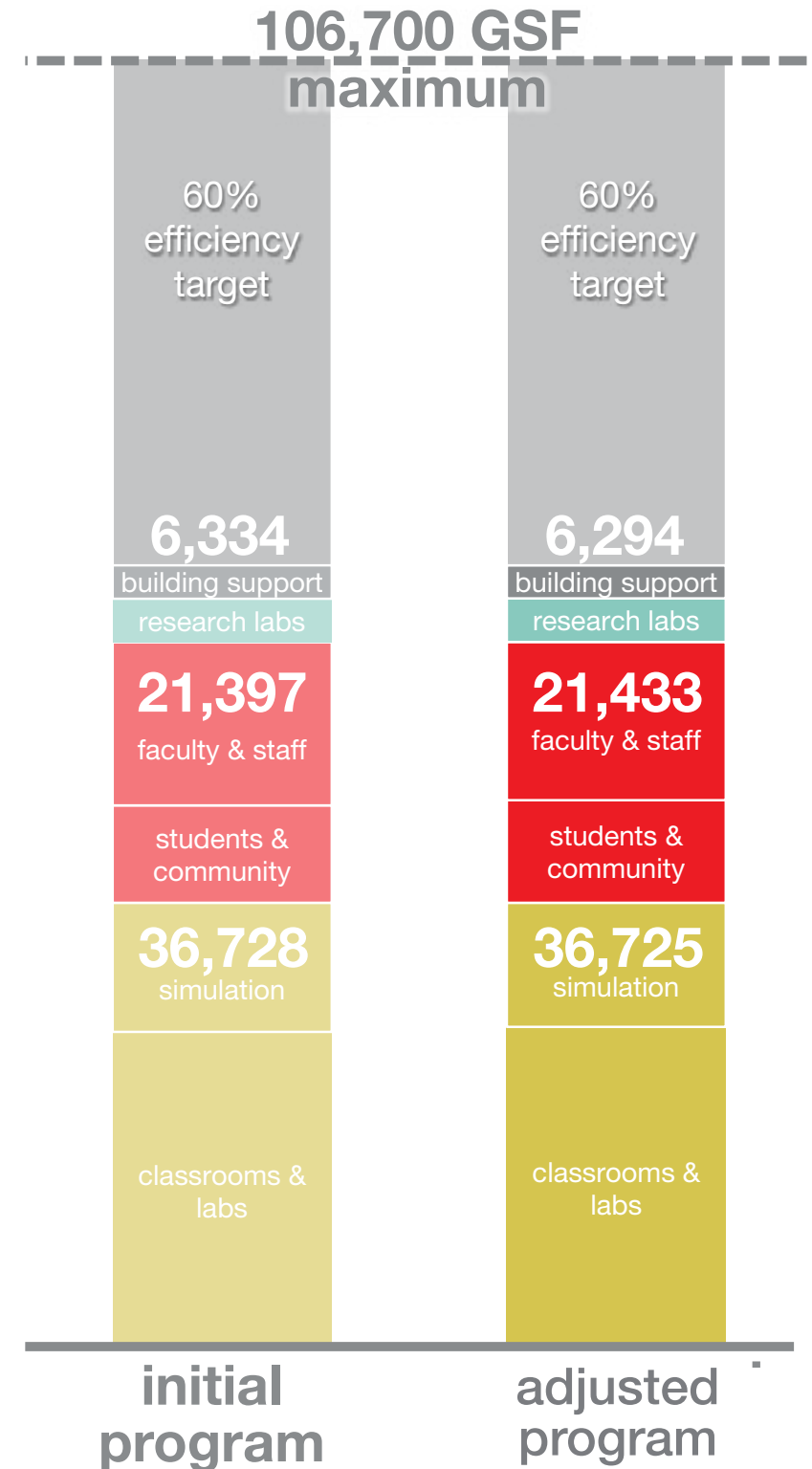
1. Encourage collaboration
  - Faculty & Staff: Added capacity for social and open meeting space
  - Students: Space for socializing & studying outside of Learning Communities
2. Accommodate visiting faculty & returning students
  - Faculty & Staff: Added capacity for touchdown and unassigned office
  - Students: Surge space for 3rd & 4th year students between rotations
3. Avoid silos
  - Faculty & Staff: Shared support space (conference and work rooms)
  - Students: Shared amenities outside of Learning Communities
4. Create spectacular teaching spaces
  - Right-sized for active learning

### Vertical Program Distribution

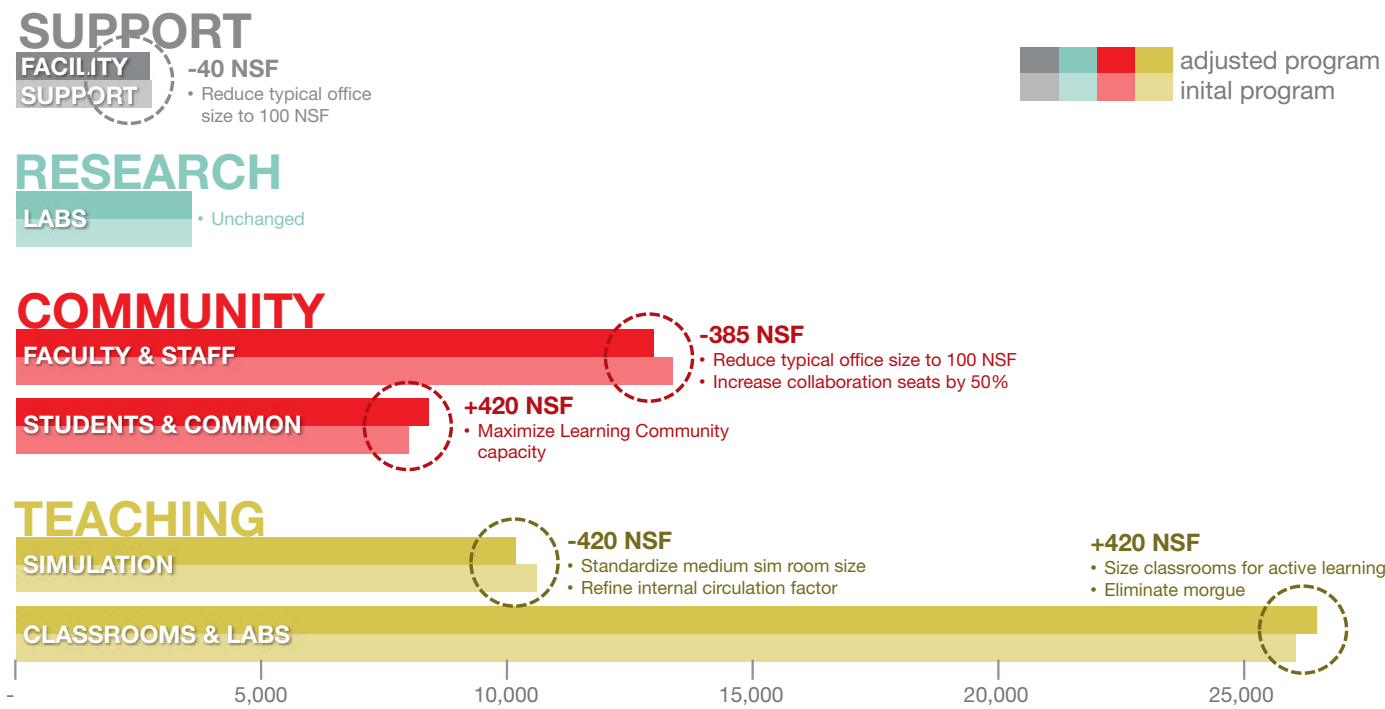
Included in the validation process was a review of the proposed building stacking diagram. The following adjustments were approved in alignment with stated goals:

- **Welcoming 1st floor**  
Locate Enrollment Management / Student Affairs to greet both resident students / faculty / staff and visitors as they enter the building.
- **Student mezzanine**  
Create a student - centered floor over those areas of the first floor that do not require double-height spaces. Locate all Learning Communities on this level with a fluid connection to the first floor but a sense of privacy and ownership. Include shared functions like the café and gathering spaces to encourage faculty and staff to interact with students in their environment. Locating some portion of the programmed Team Rooms on this level can offer places for collaborative study when students are not in class.
- **Integrated learning environment on 2nd floor**  
Consolidate classroom and simulation spaces on the floor directly above the students. Utilization can be enhanced by co-locating formal learning spaces. By placing classrooms

## Building Program



## Program Adjustments



## Program Report and Narrative

between student and administration floors, these spaces can also be readily accessed for study and conference.

- **Collaborative offices on 3rd floor**

Co-locate administrative and academic departments encouraging connection and collaboration between units to enhance collaboration and creativity.

- **Consolidated labs on 4th floor**

Leverages shared support space between teaching labs (Anatomy and OMM) as well as most efficient configuration and delivery of research lab systems.

### Space Program Modifications

The program document was carefully reviewed with SHSU\_COM leadership over two workshops. A prerequisite to any modification was to not increase the projected building area of 106,700 GSF. A detailed program documenting approved adjustments is included in this section of the report. A summary of those changes is as follows:

#### Teaching Spaces

The initial program included 36,728 NSF of program space in classrooms (Teaching Theater, Active Learning Classroom, Multi-purpose Room, Team Rooms), teaching labs (Anatomy and Osteopathic Manipulative Medicine (OMM)) and simulation/immersive learning (standardized patient, simulation and skills training). The following adjustments were approved with no net impact on total programmed area:

- **Anatomy Lab**  
Morgue eliminated to add support space including changing rooms (to be shared with OMM) and prep space.
- **OMM Lab**  
Remain as originally programmed
- **Large format classrooms**  
Increase size of Teaching Theater to accommodate a minimum of 160 seats at

continuous tables with the remainder of the 200 seat capacity in auditorium seating. Increase NSF/seat allocation in the Active Learning Classroom to accommodate active learning. Add a classroom technical support and catering preparation space to facilitate use for events. Reduce the size of the Commons to maintain allowed building area.

- **Simulation**

Reduce capacity of the Skills Lab to add prep area for this function. Add office space for faculty touchdown and staff growth. Adjust internal circulation multiplier to reflect industry standards. In general, plan simulation spaces to maximize flexibility.

### SHSU\_COM Community Spaces

The initial program included 21,397 NSF of program space supporting SHSU\_COM students, faculty and staff in work, study, and social settings. These spaces include Student Space (Virtual Library, Learning Communities, Student Organization), Faculty & Staff Space (Academic Affairs, Enrollment Management / Student Affairs, Leadership, Academic Departments) in addition to Shared Space (Café & Retail, Gathering Space). The following adjustments were approved with minimal net impact on total programmed area:

- **Learning Communities**  
Centralize lockers outside Learning Communities to enhance flexibility and maximize Learning Community occupancy.
- **Wellness**  
Design multipurpose room (or other instructional space) to accommodate wellness activities like yoga.
- **Administration**  
Add shared collaboration / meeting spaces and increase size of Large Conference Room and Faculty Resource Room to avoid departmental silos and encourage creativity. Reduce size of typical office as collaboration activities move outside the private office. Reduce the size of

open workstations to reflect current industry standards.


#### Research Space

Research lab allocation remains as is at 3,574 NSF.


#### Building Support

Reduce security office size.

# Building Program


 <b>SAM HOUSTON STATE UNIV</b> College of Osteopathic Medicine SLAM project #18066.00		CAPACITY											PROGRAM AREA (NSF)						Distribution date: 6/8/2018	
		Work Settings				Learning & Collaborative Seats							Area Req'd (NSF)		April 2018		Recommended Adj.		differential	Comments
Private	Open	Unassigned	TTL pers	Formal Learning				Informal Learning			stations	seats	NSF/ sta	Area NSF	No. of Rms	Total NSF	NSF/ sta	No. of Rms		
				lab	classrm	sim	TTL	conf	study	social	TTL									
explore shared vs dept dedicated																				
new space added																				
<b>1.0</b>	<b>HUMAN ANATOMY</b>	-	1	-	1	178	-	-	178							10,267			9,849	418
<b>1.1</b>	<b>LAB &amp; SUPPORT</b>					178										9,268			9,636	(368)
1.101	Anteroom											90	7.6	682	1	682			682	-
1.102	Human Anatomy Lab					90						18	189.6	3,412	1	3,412			2,850	562
1.103	Lab Prep / Storage													220	1	220			570	(350)
1.104	Lockers / Changing											50	10.0	500	-	-			500	(500)
1.105	Showers / Toilets																	1	80	(80)
1.106	Osteopathic Manipulative Medicine Lab					88						44	103.0	4,534	1	4,534			4,534	-
1.107	OMM Control Room													120	1	120			120	-
1.108	OMM Storage													300	1	300			300	-
1.109	Classroom / Skills					-						40	30.0	1,200	-	-			-	-
1.110	Virtual Anatomy / Imaging Bay					-						24	35.0	840	-	-			-	-
<b>1.2</b>	<b>MORGUE</b>	-	1	-	-											999			213	786
1.201	Morgue / Prep Area													315	1	315				315
1.202	Specimen Storage													315	1	315				315
1.203	Medical Waste Room													110	1	110				110
1.204	Tank Wash Alcove													106	1	106				80
1.205	Chemical Storage													33	1	33				33
1.206	Mortician Office		1									1	120.0	120	1	120	100.0	1	100	20
<b>2.0</b>	<b>CLASSROOMS &amp; TEACHING LABS</b>	-	-	-	-	555	-	555	-	-	38	38				15,844			16,682	(838)
<b>2.1</b>	<b>LARGE FORMAT TEACHING SPACES</b>					435	-		-	-	38					13,000			13,838	(838)
2.101	Teaching Theater					200							22.3	4,462	1	4,462	25.0	1	5,000	(538)
2.102	Active Learning Classroom					160							20.4	4,230	1	4,230	28.0	1	4,480	(250)
2.103	Commons / Pre-function Lobby / Breakout Space									38		240	7.5	1,800	1	1,800	40.0		1,500	300
2.104	Green Room/ Faculty Prep											6	25.0	150	-	-			-	-
2.105	Control Room / Classroom Prep													150	-	-		1	150	(150)
2.106	Multi-purpose / Activity Learning					75						200	10.5	2,108	1	2,108		1	2,108	-
2.107	Catering Prep													240	-	-		1	200	(200)
2.108	Furniture Storage													400	1	400			400	-
<b>2.2</b>	<b>CLASSROOMS &amp; TEACHING LABS</b>	-	-	-	-	120	-		-	-	-					2,844			2,844	-
2.201	Team Rooms w/OMM table					60						10	26.6	266	6	1,596			1,596	-
2.202	Small Team Rooms					60						10	20.8	208	6	1,248			1,248	-
2.203	Class/Group Room Storage & Support													120	-	-		-	-	-
<b>3.0</b>	<b>SIMULATION / CLINICAL SKILLS</b>	3	3	-	6	-	-	60	60	-	-					10,617			10,194	423
<b>3.1</b>	<b>SHARED</b>	3	3	-	6	-	-	-	-	-	-					780			1,439	(659)
3.101	Student Check-in													220	1	220		1	220	-
3.102	Leamer Landing											12	25.0	300	-	-		-	-	-
3.103	Breif / Debrief Classroom											40	25.0	1,000	-	-	25.0	-	-	-
3.104	Sim Lab Director	1										1	120.0	120	1	120	100.0	1	100	20
3.105	Education Tech	1										1	120.0	120	1	120	100.0	1	100	20
3.106	SP Coordinator	1										1	120.0	120	1	120	100.0	1	100	20
3.107	Admin Assistant		1									1	80.0	80	1	80	65.0	1	65	15
3.108	Technical Staff / Touchdown		2									2	45.0	90	-	-	65.0	2	130	(130)
3.109	Work Room (copy/storage)													120	-	-		1	120	(120)
3.110	Laundry													120	1	120		1	120	-
3.111	Flex Team / Debrief / Conference Rooms											12	20.2	242				2	484	-
<b>3.2</b>	<b>SIMULATION</b>					-	-	36	-							4,838			4,127	711
3.201	ICU / LDRP / Pediatric													304	2	608	250.0	3	750	(142)

**Building Program**

 <b>SAM HOUSTON STATE UNIV</b> College of Osteopathic Medicine SLAM project #18066.00		CAPACITY											PROGRAM AREA (NSF)						Distribution date: 6/8/2018																						
		Work Settings				Learning & Collaborative Seats							Area Req'd (NSF)		April 2018		Recommended Adj.		differential	Comments																					
		Private	Open	Unassigned	TTL pers	Formal Learning				Informal Learning			stations	seats	NSF/ sta	Area NSF	No. of Rms	Total NSF			NSF/ sta	No. of Rms	Total NSF																		
				lab	classrm	sim	TTL	conf	study	social	TTL																														
explore shared vs dept dedicated																																									
new space added																																									
3.202	OR / Trauma															518	1	518		1	500	18																			
3.203	Med Surg															256	1	256		-	-	256																			
3.204	Simulation - Home Health															500	-	-		-	-	-																			
3.205	Control Room											2		76.0	152	2	304		2	304	-																				
3.206	Care Provider Station														252	1	252		1	180	72																				
3.207	Scrub Sink Alcove														80	1	80		1	80	-																				
3.208	Moulage / Prep Room														315	1	315		1	315	-																				
3.209	Storage, Supplies														300	1	300		1	300	-																				
3.210	Internal Circulation														1,237	1	1,237		1	972	265																				
3.211	Debrief Rooms						36						12	20.2	242	4	968		3	726	242																				
<b>3.3</b>	<b>STANDARDIZED PATIENT</b>	-	-	-	-	-	-	-	-	-	-					<b>3,799</b>				<b>3,429</b>	<b>370</b>																				
3.301	SP Lounge												10	40.5	405	1	405		1	405	-																				
3.302	SP Toilet														82	2	164		2	164	-																				
3.303	Moulage														100	-	-		-	-	-																				
3.304	Clinic Exam Room														120	10	1,200			1,200	-																				
3.305	Charting Stations											10		20.0	200	1	200			200	-																				
3.306	Lockers, learners														120	-	-		-	-	-																				
3.307	Toilet, learners														50	-	-		-	-	-																				
3.308	Control Room														180	-	-		-	-	-																				
3.309	Monitoring Room												5	48.0	240	1	240		1	240	-																				
3.310	Staging / Equipment / Storage														240	1	240		1	240	-																				
3.311	Internal Circulation														1,108	1	1,108		1	980	128																				
3.312	Debrief Room												12	20.2	242	1	242		-	-	242																				
<b>3.4</b>	<b>SKILLS &amp; MISC</b>	-	-	-	-	-	24	-	-	-	-					<b>1,200</b>				<b>1,200</b>	-																				
3.401	Task Training / Skills Lab						24						40	30.0	1,200	1	1,200		1	900	300																				
3.402	SKILLS-Storage														240	-	-		1	300	(300)																				
<b>3.5</b>	<b>VIRTUAL: TELEMEDICINE / VIZ</b>																																								
<b>4.0</b>	<b>STUDENT LIFE</b>	2	-	-	2	-	-	-	-	-	16	197	213				<b>8,003</b>			<b>8,423</b>	<b>(420)</b>																				
<b>4.1</b>	<b>SOCIAL</b>	-	-	-	-	-	-	-	-	-	72						<b>2,530</b>			<b>2,530</b>	-																				
4.102	Distributed Gathering										48				16	25.0	400	3	1,200	3	1,200																				
4.103	Food + Beverage Seating										24				24	25.0	600	1	600	1	600																				
4.104	Food + Beverage Retail (inc storage)															730	1	730		730	-																				
<b>4.2</b>	<b>VIRTUAL LIBRARY</b>	2	-	-	2	-	-	-	-	-	16	-					<b>1,133</b>			<b>1,133</b>	-																				
4.201	Librarian Consult Station	1											1	100.0	100	1	100		1	100	-																				
4.202	Print Station														25	1	25		1	25	-																				
4.203	Anatomical Model Storage														200	1	200		1.0	120	80																				
4.204	Reserve Collection														120	1	120		1	120	-																				
4.205	Student Stations								16				16	28.0	448	1	448		1	448	-																				
4.206	One-button Studio / Media Development														100				1	100	(100)																				
4.207	IT Staff	1											1	120.0	120	1	120		100.0	1	100	20																			
4.208	IT Storage														120	1	120		1	120	-																				
<b>4.3</b>	<b>LEARNING COMMUNITIES</b>	-	-	-	-	-	-	-	-	-	120						<b>3,660</b>			<b>4,080</b>	<b>(420)</b>																				
4.301	Learning Commons										120		30	30.5	915	4	3,660	870.0	4	3,480	180																				
4.101	Student Lockers											300		2.0	600	-	-		1	600	(600)																				
<b>4.4</b>	<b>OTHER</b>	-	-	-	-	-	-	-	-	-	5						<b>680</b>			<b>680</b>	-																				
4.401	Wellness Studio											12		50.0	600	-	-		-	-	-																				
4.402	Student Government / Organizations								5				5	40.0	200	1	200		1	200	-																				
4.403	Student Organization Storage														100	1	100		1	100	-																				
4.404	Bookstore														380	1	380		1	380	-																				

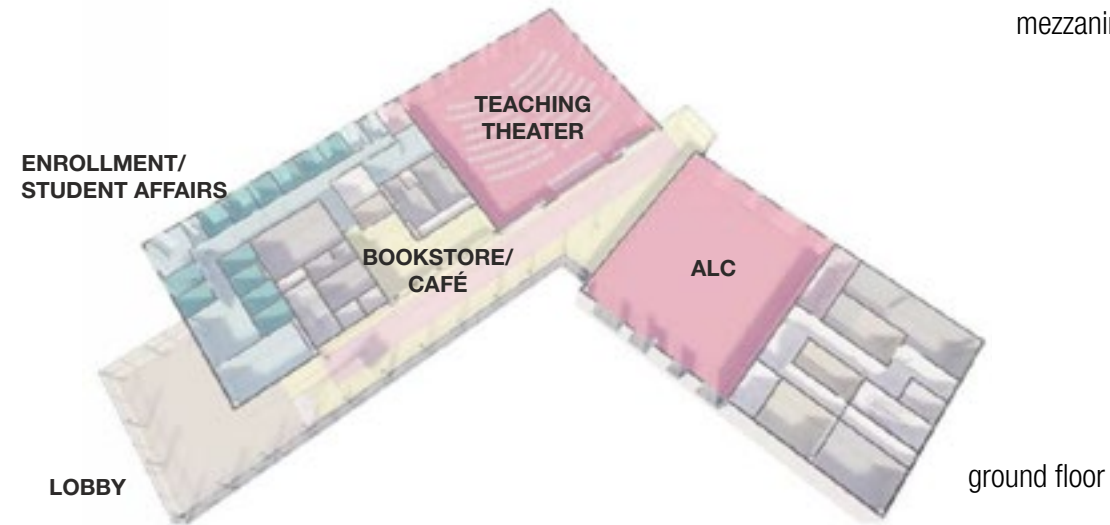
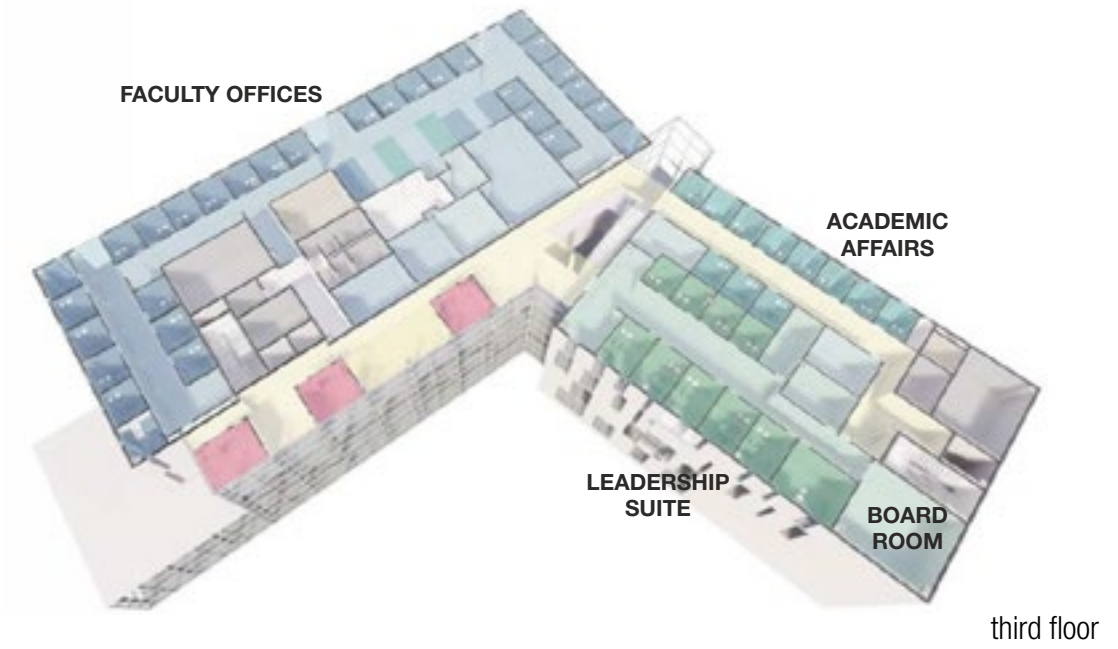
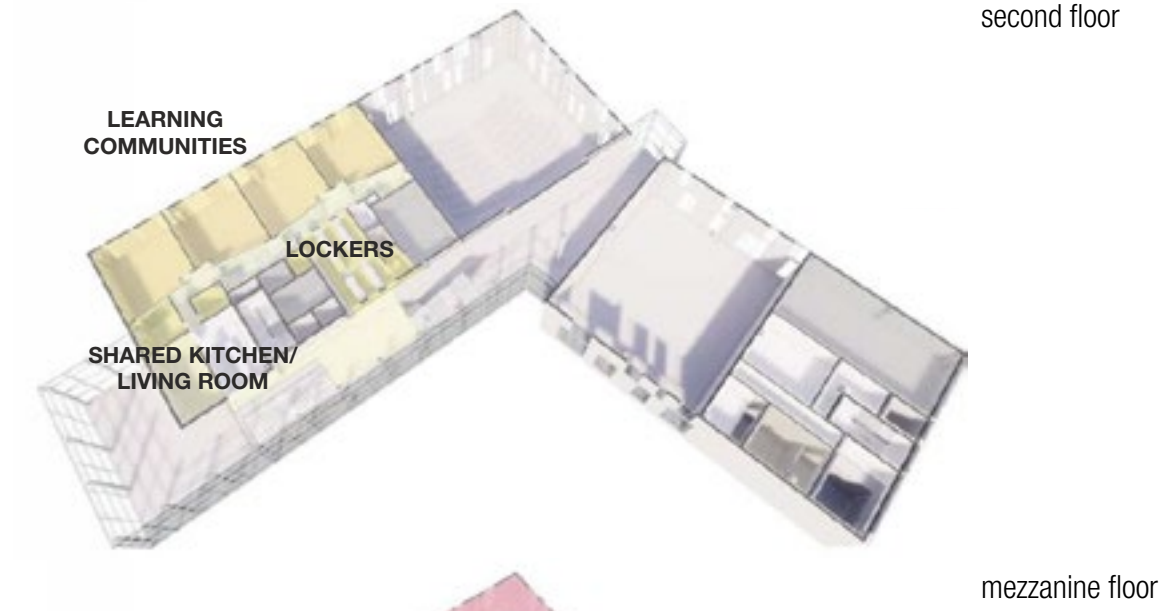
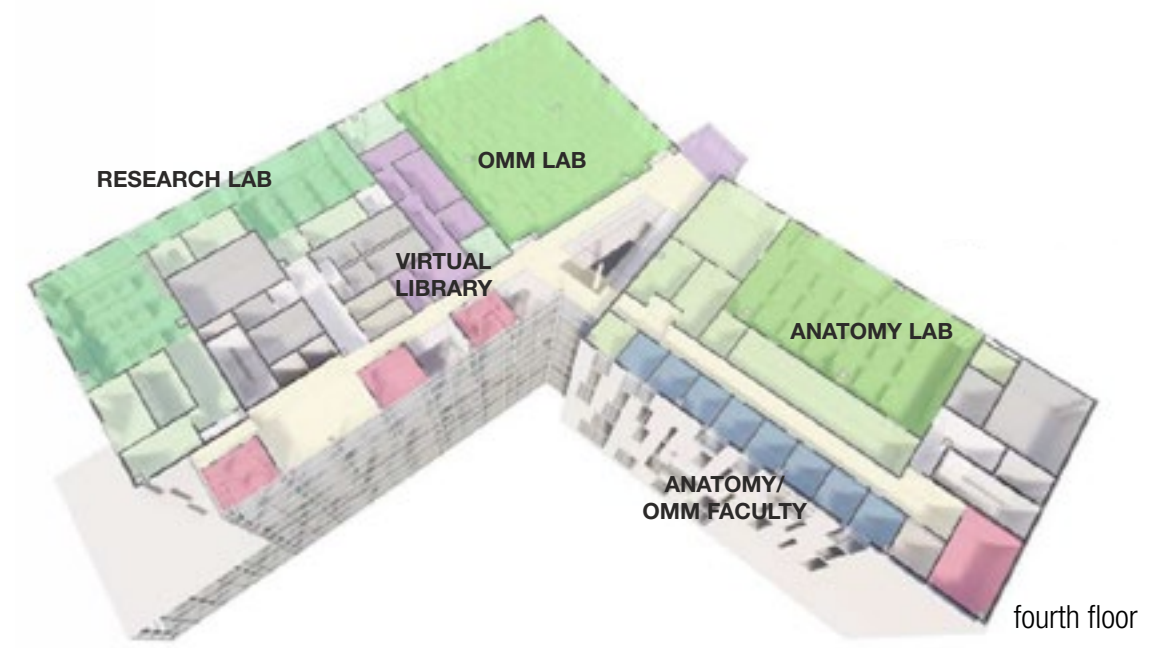
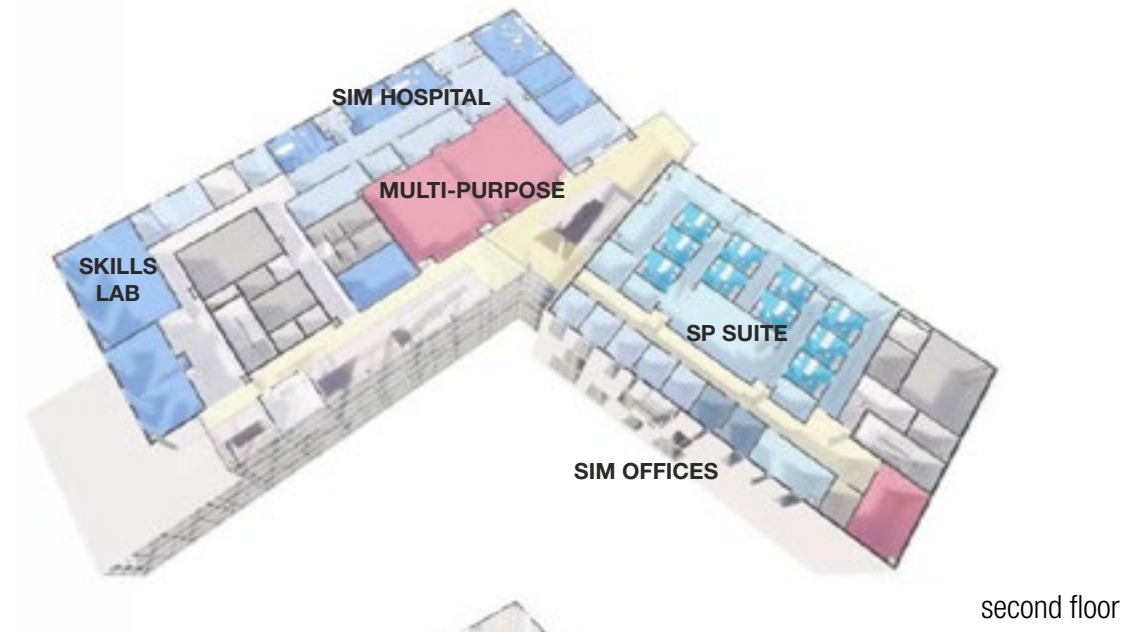


# Building Program

 <b>SAM HOUSTON STATE UNIV</b> College of Osteopathic Medicine SLAM project #18066.00		CAPACITY											PROGRAM AREA (NSF)						Distribution date: 6/8/2018					
		Work Settings				Learning & Collaborative Seats							Area Req'd (NSF)		April 2018		Recommended Adj.		differential	Comments				
		Private	Open	Unassigned	TTL pers	Formal Learning				Informal Learning			stations	seats	NSF/ sta	Area NSF	No. of Rms	Total NSF			NSF/ sta	No. of Rms	Total NSF	
						lab	classrm	sim	TTL	conf	study	social							TTL					
explore shared vs dept dedicated		new space added																						
6.214	Waiting Area													10	20.0	200	1	200	20.0	1	200	-	Remain as programmed	
6.215	ID Alcove													1	40.0	40	1	40	40.0	1	40	-	Remain as programmed	
6.216	Internal Circulation (25%)																	1			585			
<b>6.3</b>	<b>LEADERSHIP SUITE</b>	<b>9</b>	<b>1</b>	<b>1</b>	<b>11</b>	-	-	-		<b>32</b>	-	-								<b>2,584</b>		<b>2,660</b>	<b>(76)</b>	
	<i>Individual Work Settings</i>																							
6.301	Dean of Osteopathic Medicine	1												1	240.0	240	1	240		1	240	-	Remain as programmed	
6.302	Assistant to Dean of Osteopathic Medicine	1												1	100.0	100	1	100		1	100	-	Remain as programmed	
6.303	Associate Dean for Clinical Affairs (DO)	1												1	160.0	160	1	160		1	160	-	Remain as programmed	
6.304	Administrative Assistant Clinical Affairs	1												1	100.0	100	1	100		1	100	-	Remain as programmed	
6.305	Associate Dean for Biomedical Science (PhD)	1												1	160.0	160	1	160		1	160	-	Remain as programmed	
6.306	Administrative Assistant Biomedical Science	1												1	100.0	100	1	100		1	100	-	Remain as programmed	
6.307	Associate Dean for Academic Affairs (Phd/EdD)	1												1	160.0	160	1	160		1	160	-	Remain as programmed	
6.308	Administrative Assistant for Academic Affairs	1												1	100.0	100	1	100		1	100	-	Remain as programmed	
6.309	Budget and Accounts Manager	1												1	120.0	120	1	120	100.0	1	100	20	Reduce office size	
6.310	Flex Office			1										1	160.0	160	1	160		1	160	-	Remain as programmed	
	<i>Office Support</i>																							
6.311	Dean's Meeting Room								8					8	25.0	200	1	200		1	200	-	Remain as programmed	
6.312	Board Room/ Conference								24					20	25.0	500	1	504		1	600	(96)	increase capacity	
6.313	Secure Storage															100	-	-		-	-	-	not provided	
6.314	Kitchen (Catering Support)															100	-	-		-	-	-	use break room????	
6.315	Work / Break Room													8	25.0	200	1	200		1	200	-	Remain as programmed	
6.316	Reception / Waiting Area		1											8	25.0	280	1	280		1	280	-	Remain as programmed	
6.317	Internal Circulation (25%)																	1			520			
<b>6.4</b>	<b>ACADEMIC OFFICES</b>	<b>38</b>	<b>4</b>	<b>2</b>	<b>44</b>	-	-	-		<b>50</b>	-	-								<b>5,660</b>		<b>5,580</b>	<b>80</b>	
	<i>Clinical</i>																							
6.401	Director of Clinical Skills	1												1	120.0	120	1	120	100.0	1	100	20	Reduce office size	
6.402	OMM Clinical Chair	1												1	120.0	120	1	120	100.0	1	100	20	Reduce office size	
6.403	Primary Care Chair	1												1	120.0	120	1	120	100.0	1	100	20	Reduce office size	
6.404	Internal Medicine	2												1	120.0	120	2	240	100.0	2	200	40	Reduce office size	
6.405	OMM	3												1	120.0	120	3	360	100.0	3	300	60	Reduce office size	
6.406	OBGYN	2												1	120.0	120	2	240	100.0	2	200	40	Reduce office size	
6.407	Surgery	2												1	120.0	120	2	240	100.0	2	200	40	Reduce office size	
6.408	Pysch	1												1	120.0	120	1	120	100.0	1	100	20	Reduce office size	
6.409	Radiology	1												1	120.0	120	1	120	100.0	1	100	20	Reduce office size	
6.410	Pediatrics	2												1	120.0	120	2	240	100.0	2	200	40	Reduce office size	
6.411	Behavioral Science	1												1	120.0	120	1	120	100.0	1	100	20	Reduce office size	
6.412	Family Medicine	3												1	120.0	120	3	360	100.0	3	300	60	Reduce office size	
6.413	Flex Office			1										1	120.0	120	1	120	100.0	1	100	20	Reduce office size	
6.414	Clinical Admin Support		1											1	80.0	80	1	80	65.0	1	65	15	Reduce to workstation	
	<i>Instructional</i>																							
6.415	Anatomy	4												1	120.0	120	4	480	100.0	4	400	80	Reduce office size	
6.416	Biochemistry	3												1	120.0	120	3	360	100.0	3	300	60	Reduce office size	
6.417	Microbiology	3												1	120.0	120	3	360	100.0	3	300	60	Reduce office size	
6.418	Pharmacology	3												1	120.0	120	3	360	100.0	3	300	60	Reduce office size	
6.419	Physiology	3												1	120.0	120	3	360	100.0	3	300	60	Reduce office size	
6.420	Pathology	2												1	120.0	120	2	240	100.0	2	200	40	Reduce office size	
6.421	Flex Office			1										1	120.0	120	1	120	100.0	1	100	20	Reduce office size	
6.422	Instructional Admin Support		1											1	100.0	100	1	100	65.0	1	65	35	Reduce workstation size	
6.423	Pre-Clinical Coordinator Workstations		2											1	100.0	100	2	200	65.0	2	130	70	Reduce workstation size	
	<i>Office Support</i>																							
6.424	Open Meeting / Conference								30					6	20.0	120	-	-		5	600	(600)	add collaboration space; mix of open and closed TBD	

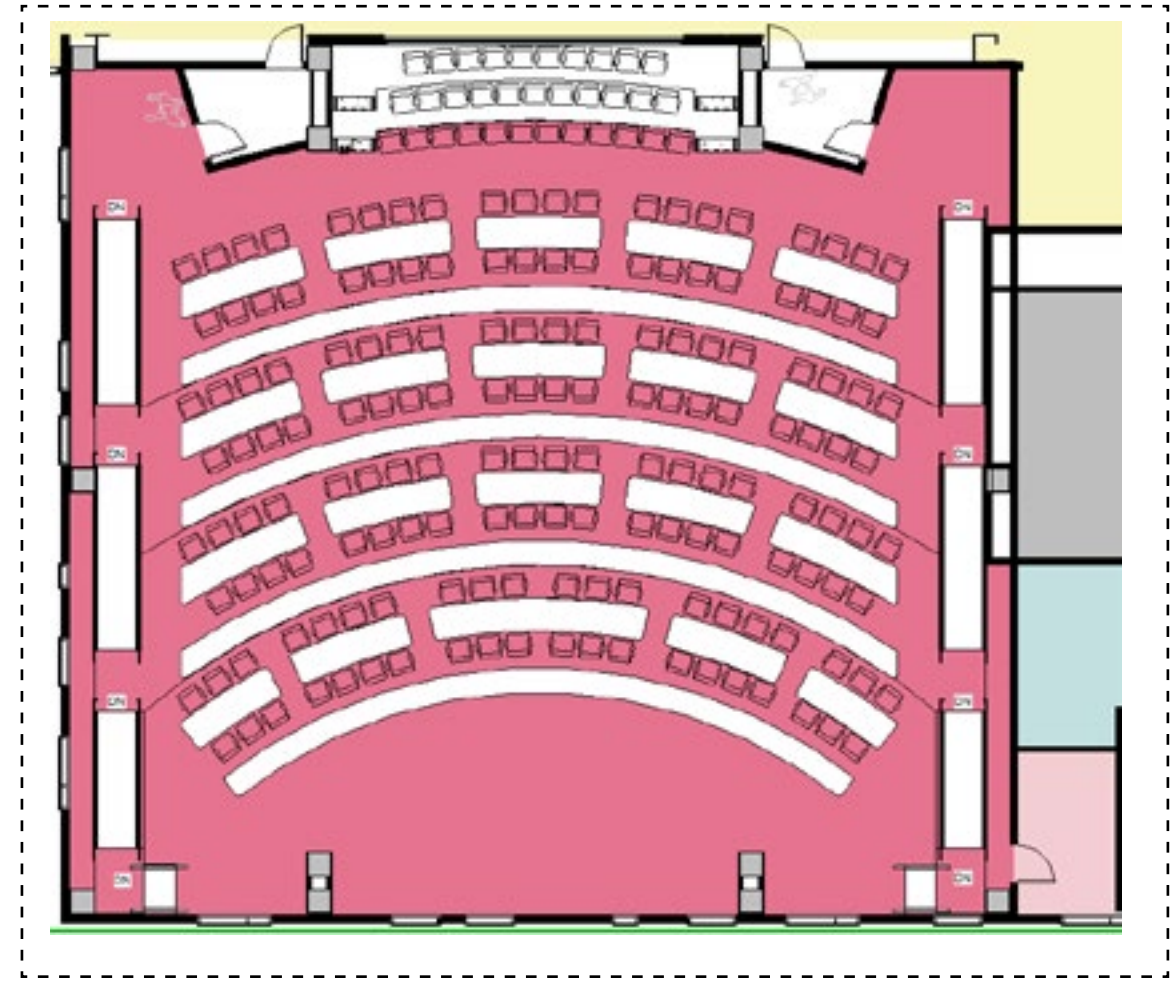
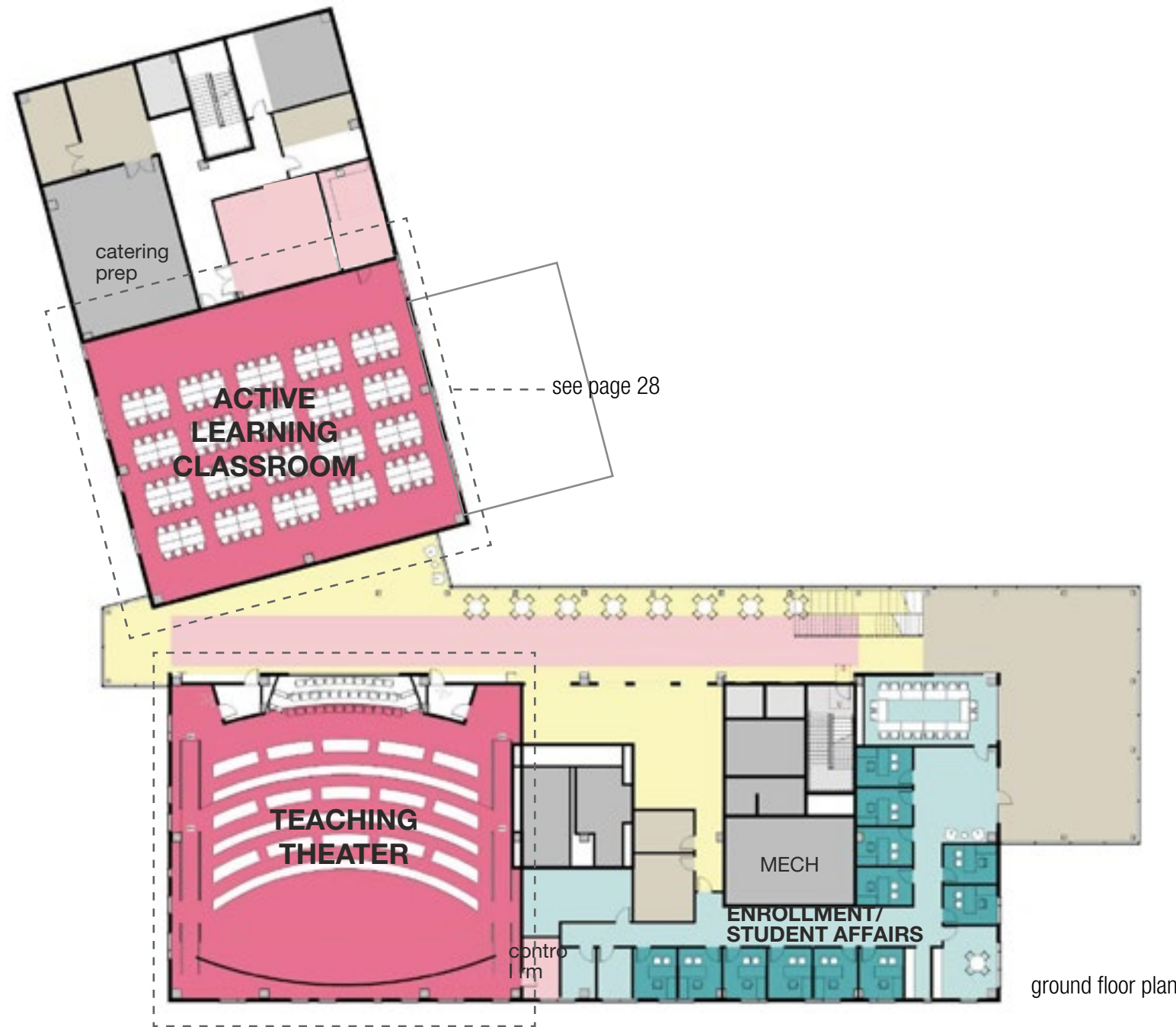
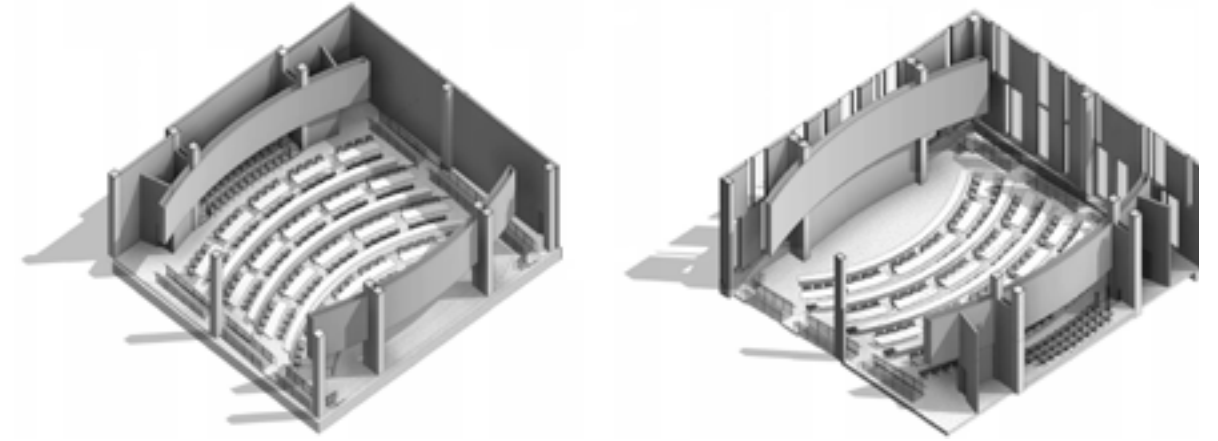


# Blocking & Stacking Diagram

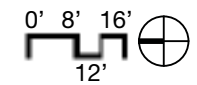




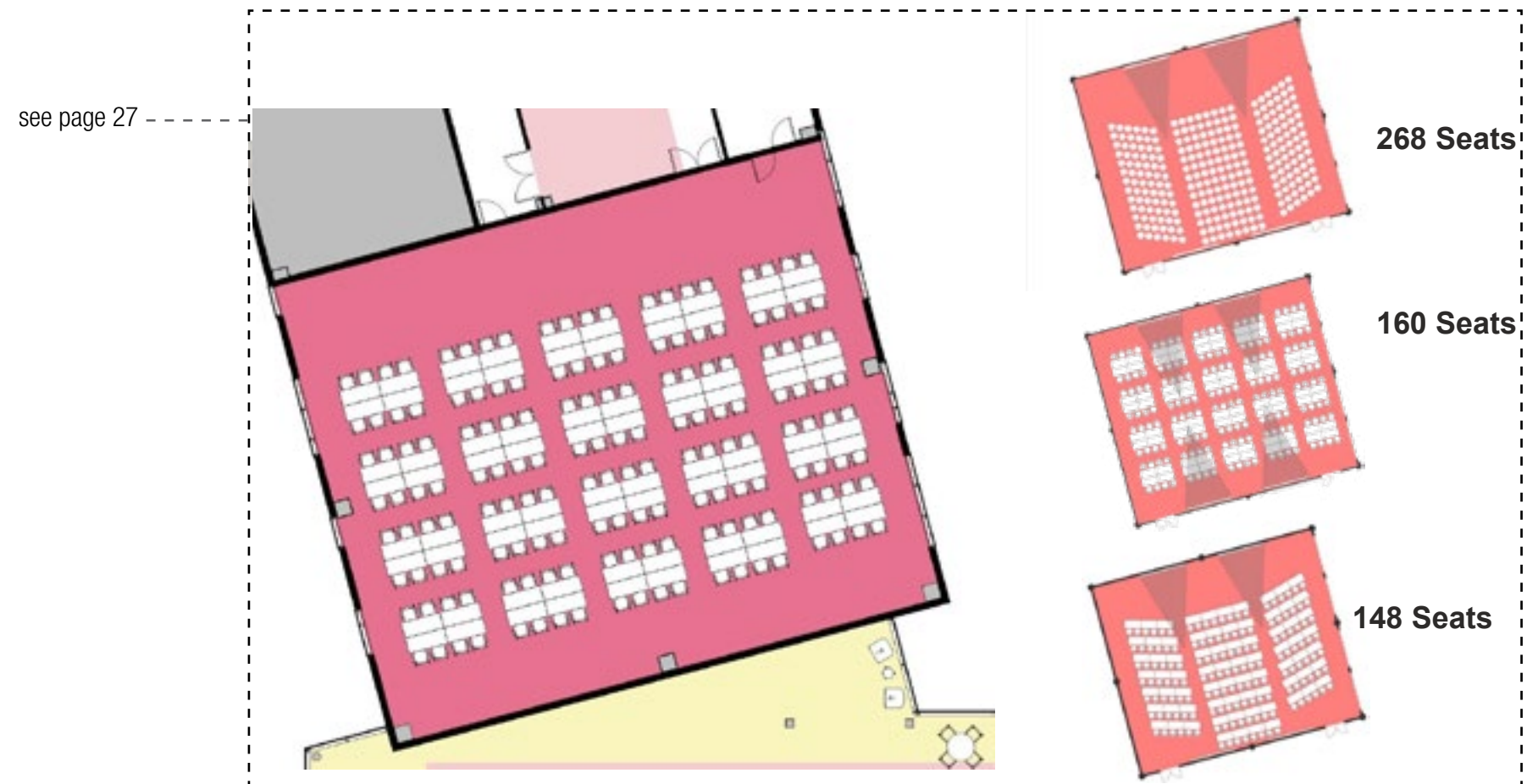
**Ground - Floor Plan**  
 1/16"=1'-0"



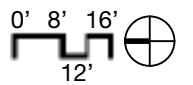
- building support
- mechanical, electrical, plumbing room
- teaching space support
- enrollment / student affairs office
- social
- vertical circulation
- enrollment / student affairs support
- teaching space



**Ground - Floor Plan**  
1/16"=1'-0"



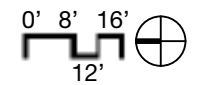
active learning classroom



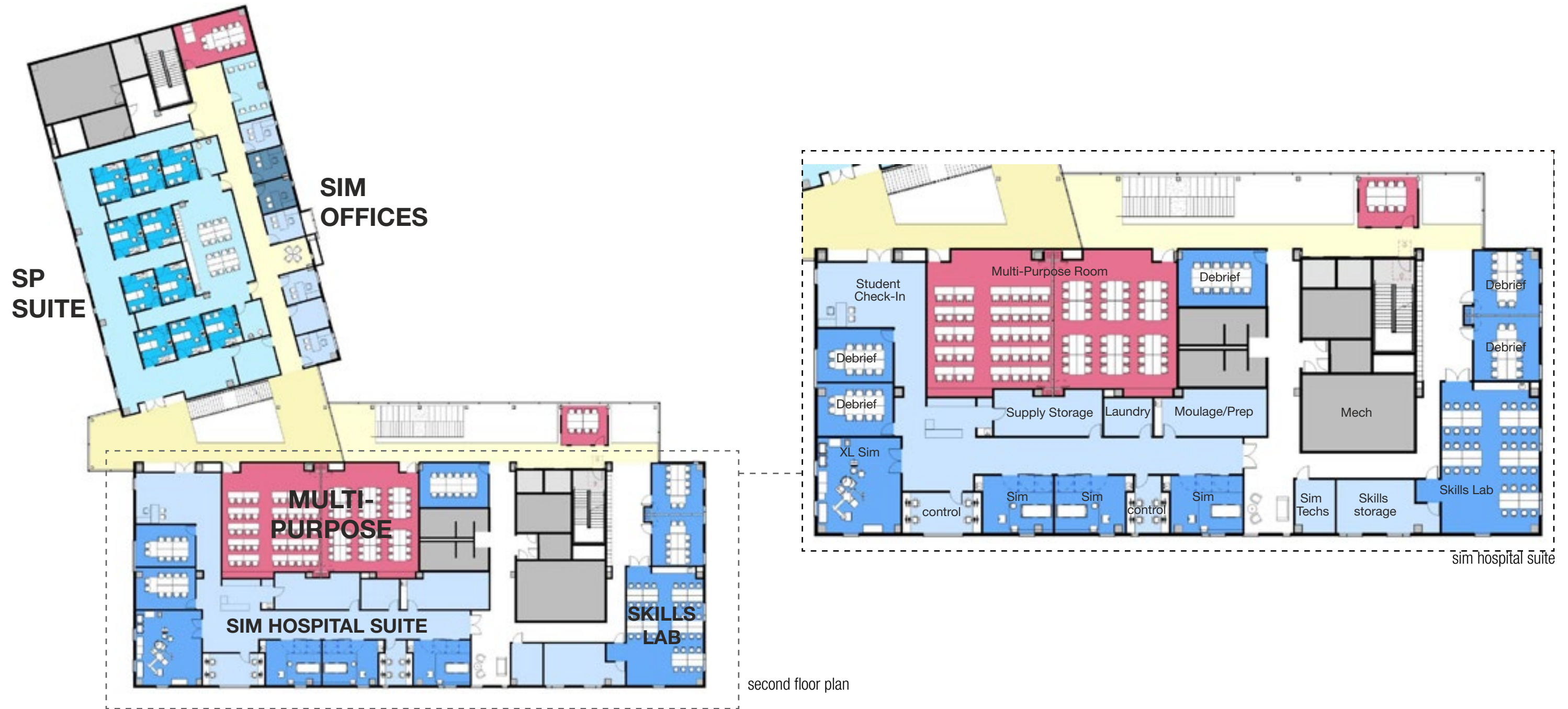
**Mezzanine - Floor Plan**  
**1/16"=1'-0"**



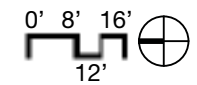
- building support
- learning communities
- mechanical, electrical, plumbing room
- social
- circulation
- vertical circulation
- student support



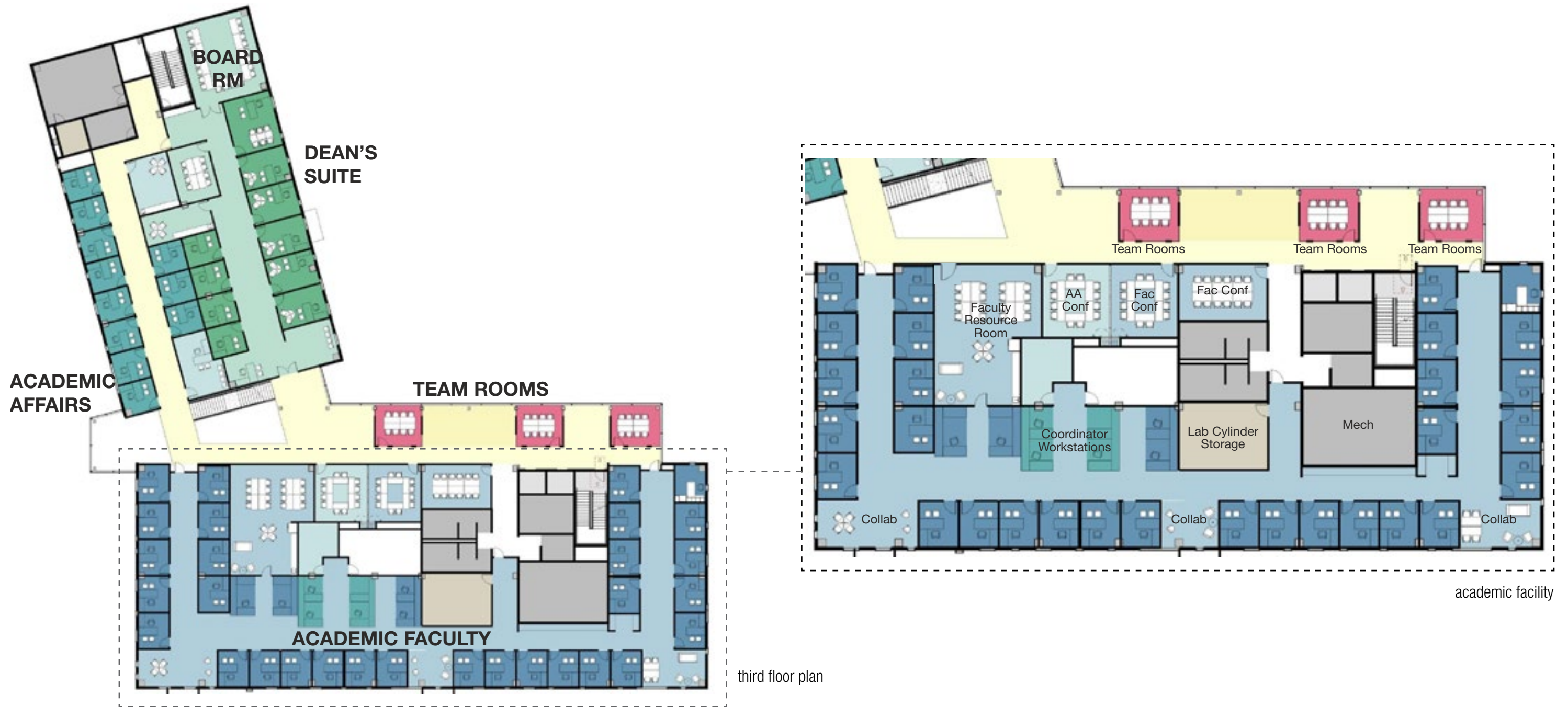
**Second - Floor Plan**  
 1/16"=1'-0"



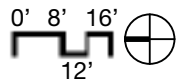
- |                  |                                       |                              |                    |
|------------------|---------------------------------------|------------------------------|--------------------|
| building support | mechanical, electrical, plumbing room | standardized patient exam    | simulation         |
| academic office  | social                                | standardized patient support | simulation support |
| circulation      | teaching space                        | vertical circulation         |                    |



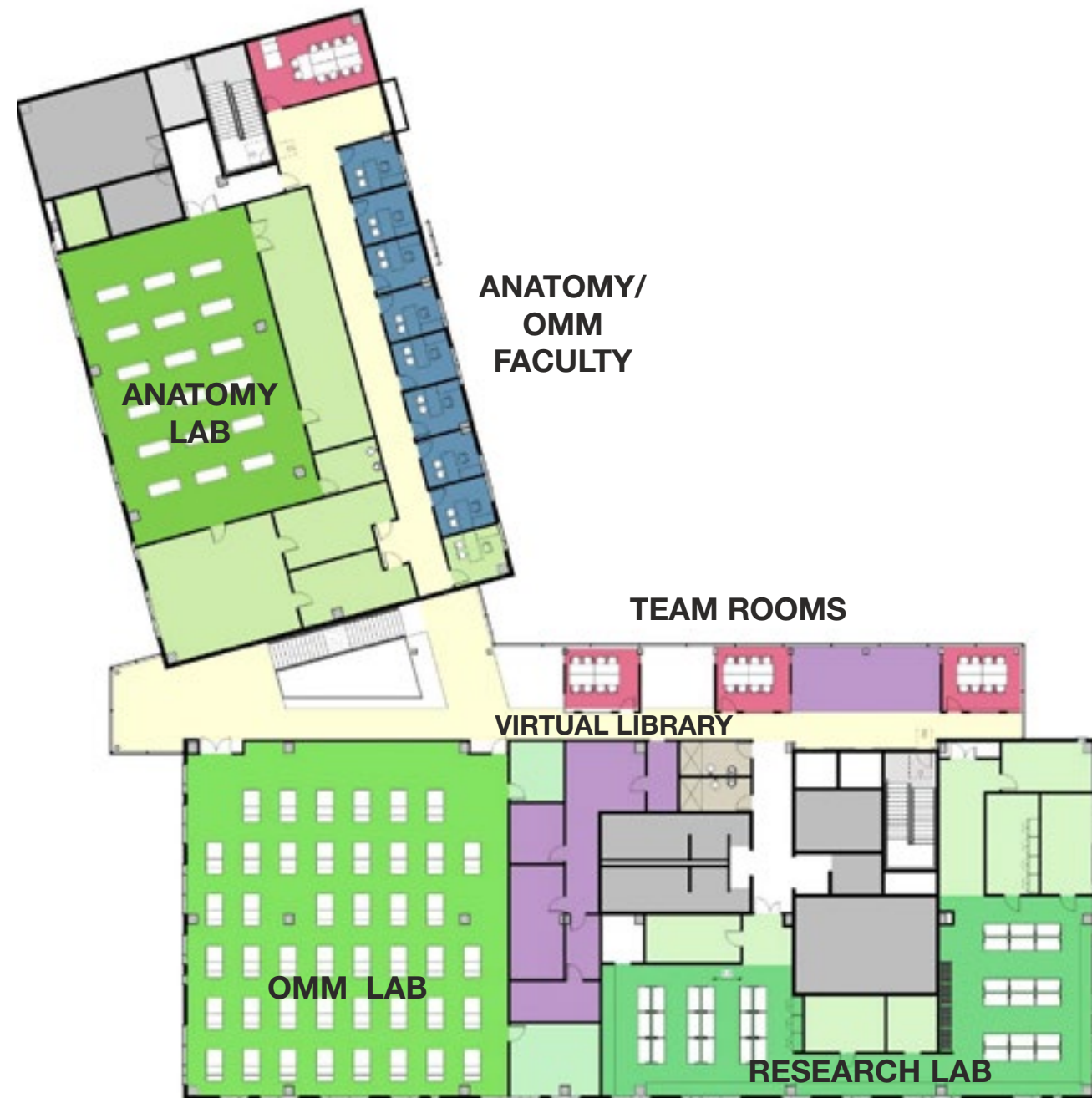
**Third - Floor Plan**  
**1/16"=1'-0"**



- |                  |                                       |                          |                  |
|------------------|---------------------------------------|--------------------------|------------------|
| building support | mechanical, electrical, plumbing room | vertical circulation     | academic support |
| academic office  | social                                | academic affairs office  |                  |
| circulation      | teaching space                        | academic affairs support |                  |

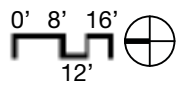


**Fourth - Floor Plan**  
 1/16"=1'-0"



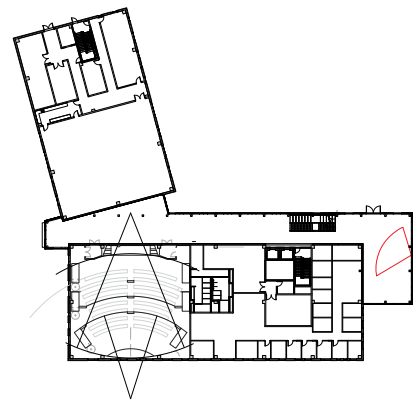
fourth floor plan

- |                  |                                       |                       |                      |                 |
|------------------|---------------------------------------|-----------------------|----------------------|-----------------|
| building support | mechanical, electrical, plumbing room | vertical circulation  | OMM labs             | virtual library |
| academic office  | research lab                          | gross anatomy labs    | OMM support          |                 |
| circulation      | teaching space                        | gross anatomy support | research lab support |                 |



Interior Renderings

**3D VIEW**  
**Ground Level - Communicating Edge Stair**

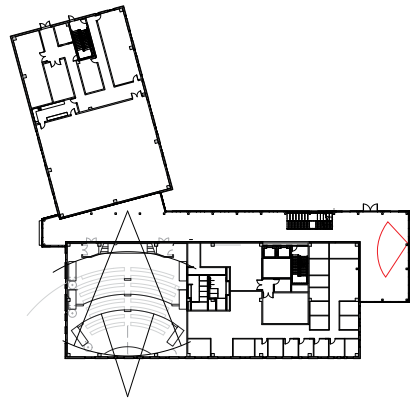


**Lobby**  
South West view towards Community  
Edge Stair



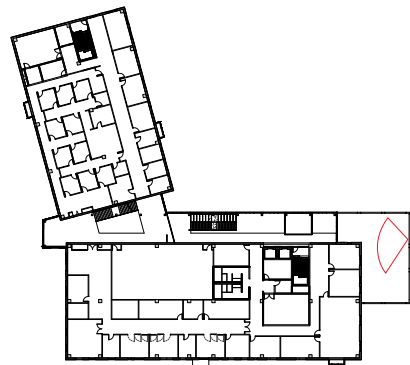
**3D VIEW**

**Ground Level - Communicating Edge Stair**



**Lobby**  
South West view towards Community  
Edge Stair

**3D VIEW**  
**Level 2 - Community Edge**



**Level 2**  
South West view towards Community  
Edge Stair

Project Narratives

## Design Narrative

### Site

The new medical school is located on a seven and a half acre piece of land that is thickly wooded. The intent is to keep the woodland character of the site, not only through adherence to required tree protections in setback zones and prescribed planting in parking areas, but also by working around mature trees located by the tree survey. The character of the site, maintains a natural, wooded feeling with the building nestled into the landscape in order to give a distinctive character to the medical school in the midst of a commercial development; in order to create a sense of “campus”; and in order to provide a calming relief from what is often a very demanding and stressful program.

### Exterior Architecture

The exterior character of the building complements the wooded character of the site, drawing its color palette and its material textures from nature around as well as integrating school colors. While there is certainly a substantial “wow” factor to the building in order to create identity and presence for the new college, the look and feel from the exterior is not be trendy or dated. It will stand the test of time. There is substantial glass on the exterior of the building to provide abundant daylight and to enable views into nature. The building merges indoors and outdoors, both visually and functionally.

### Interior Architecture

An open, welcoming double-height lobby provides a very powerful bridge between indoors and outdoors and is an impressive front door for the college. It initiates a sequence of interactive spaces – the Community Edge - continues through the full height of the building and provides places for faculty, students and staff to have frequent informal encounters. An open, cascading stair and

multiple double-height connections links all floors vertically along a continuous path through the Community Edge. Expanded landings with informal conference and study areas give access to major functional spaces of the program on one side and have natural light and views to nature on the other side.

### Program Organization

The functions that require the most frequent public access (like the lobby, the teaching theatre and the offices for student services) are located on the ground floor along with necessary building support areas. Student centered functions like the learning communities and the café are located on a mezzanine overlooking the lobby below. The second floor contain more specific teaching areas like simulation labs, the standardized patient suite, and the multi-purpose room. The third floor is devoted to faculty and administrative offices primarily, and the fourth floor houses mostly OMM labs, gross anatomy labs and research facilities. The general progression vertically goes from most public functions at the ground floor to most secure and restricted access functions at the top of the building.

### Finishes

Interior finishes are durable and low maintenance, and the character of interior spaces is bright, open, and welcoming. Many of the learning spaces, conference rooms and interactive spaces are visible when moving through the building so that there is a sense of liveliness and collaboration throughout the building that accurately depicts the character of the college.

To the best of our ability, the design and construction documentation of the SHSU College of Osteopathic Medicine adheres to Sam Houston State University Design and Construction Standards as laid out in the most recent documents provided to us by the

institution. The structural frame of the building is cast in place concrete. The building is clad with precast concrete panels. Integrally colored fiber cement panels are applied as the final exterior finish to facilitate the expedited schedule.

## Mechanical, Plumbing and Electrical Systems Narrative

### MEP SYSTEMS NARRATIVE

The following summarizes the mechanical, electrical and plumbing systems to be used to support the Sam Houston State University School of Osteopathic Medicine:

#### GENERAL

- Montgomery County wage rates shall be applicable to all trades.

#### MECHANICAL

##### Hydronic Systems

- Air cooled chillers (screw compressors, plan on 2 units ~250 TON ea.)
  - High efficiency chillers
- Variable/Primary pumping configuration (w/ horizontal in-line/split case pumps).
- Chemical treatment for closed loop system.
- Expansion tank, air separator, automatic and manual air vents.
- Central plant shall be configured for future expansion.
- Plant location to be on the ground level.

##### Air Systems

- Variable Air Volume Air Handling Units (VAV AHU's) shall serve each floor.
  - VAV AHUs shall consist of a filter bank, cooling coil, and fan section.
  - Fan section shall be fan array type.
  - Equipment will be two chilled water variable air volume units per floor, with the exception of Mezzanine and Level 4. Mezzanine will house units serving the double height spaces only. Level 4 will include two mechanical rooms, each housing two air handling units. One unit will serve the offices and the second will serve the laboratory spaces. Units serving OMM, research labs and GAL spaces will be Dedicated Outside

- Air Systems (DOAS).
  - All heating to be electric.
  - Zones throughout the building shall utilize Fan Powered Terminal Units (FPTUs) for all zones.
    - FPTUs shall be provided with electric heating coils to maintain thermal comfort.
  - Energy Recovery Units (ERUs) shall provide general exhaust and outside air to non-laboratory spaces.
  - Dedicated Outside Air Handling Units (DOAHU's) shall provide outside air to laboratory spaces to maintain thermal comfort and pressurization.
  - A "Strobic" lab exhaust system shall be utilized to serve the lab hoods.
  - Schneider EcoStruxture shall provide the Building Automation System (BAS) to serve the building.
  - Dedicated Direct Expansion (DX) split systems shall be provided to Main Distribution Frame (MDF) and Intermediate Distribution Frame (IDF) spaces for after-hours operation. (These rooms will be served from the house Heating, Ventilation and Air Conditioning (HVAC) system during normal operating hours).
  - Ductwork
    - Galvanized sheet metal for general use.
    - All details per Sheet Metal and Air Conditioning National Association (SMACNA) standards.
    - Welded 316 stainless for labs (or pproved alternate).
    - Externally insulated
      - Painted in areas that are exposed in common spaces. Mechanical rooms will not be painted.

#### ELECTRICAL

##### Electrical Service

- New Electrical service to the new building will be from a pad-mounted transformer.
- The Main Service Equipment shall be Square-D Switchgear Underwriters Lab (UL) labeled for service entrance Rated for 480Y/277 Volts,

- 3 Phase, 4 Wire, floor mounted. The Main Distribution shall have plated copper bus and shall be UL labeled for service entrance. Service equipment will be located in Electrical Rooms, and have surge protective devices and PowerLogic panels. The system will be designed for 25% spare capacity.
- All Main Switchgear shall utilize draw-out breakers.
- Two 500kW, 480Y/277 Volts, 3 Phase, 4 Wire, pad-mounted natural gas emergency generators will be provided outdoors in weatherproof enclosures. Paralleling gear will be located adjacent to the generators in a weatherproof enclosure to parallel the generators for a 1000kW emergency generator system. The generator system will serve two emergency branches, a Life Safety branch and an Optional branch.
- Automatic Transfer Switch(es), ATS'(s), to be open transition types.

##### Distribution Equipment

- Dry-type Harmonic Mitigating Transformers will be utilized to provide 208Y/120 Volt power, which will be distributed along with 480Y/277 Volt power throughout the building. Transformers will have copper windings, and taps to adjust voltage levels.
- Power and distribution panel boards shall be 480Y/277 or 208Y/120 Volt, 3 phase, 4 wire, and shall have bolt-on breakers, plated copper bus, main compression type lugs only (MLO) or main circuit breakers (MCB) as required, feed through lugs where required, and National Electrical Manufacturers Association (NEMA), NEMA 1 type construction. Distribution and Branch Circuit Panel boards will be located in Electrical Rooms.
- All safety switches shall be of the heavy-duty type, with a NEMA 1 or 4X enclosure, and fused or non-fused as required. NEMA 4X enclosures shall be used at "wet" locations, and at cooling tower and corrosive locations.
- All distribution equipment will be sized for 25% spare capacity.

#### Wiring Methods

- All wiring shall be copper and will be run in conduit or approved raceway. Conduit will be electrical metallic tubing (EMT), galvanized rigid steel (GRS), or intermediate metallic tubing (IMC). EMT will be allowed in dry locations only and will not be installed in concrete.
- Flexible metal conduit may be used for connections to motors and equipment subject to vibration, as well as for connections to lighting fixtures. Lengths shall not exceed 6-feet. Metal Clad (MC) cable, MC-cable is allowed from the last junction box down a wall cavity, as well as run horizontally in wall cavities.
- Liquid tight flexible conduit may be used for connections to motors or equipment subject to vibration in damp or wet locations.
- Minimum size conduit for power and lighting circuits will be 3/4-inch, and minimum size conduit for telecommunications will be 1-1/2-inch. Larger conduit sizes will be used to accommodate the number and sizes of conductors contained within so as not to exceed National Electric Code (NEC) fill requirements. Fittings for GRS and IMC conduits will be threaded; fittings for EMT will be compression type.

#### Conductors

- Conductors will be single copper conductor, 600-volt, Type thermoplastic, high heat, nylon (THHN), THHN/THWN insulated, 75 degrees C, and thermoplastic jacketed. The minimum size conductor for power will be #12 American wire gauge (AWG), and the minimum size conductor for control will be #14 AWG. Conductors #6 AWG and smaller shall be factory color-coded, larger conductors will have colored tape on each conductor. Aluminum conductors are not allowed on the project.
- Service entrance conductors will be single conductor, 600-volt, Type Cross-Linked high heat water resistant insulated wire (XHHW), XHHW/XHHW-2, 90 degrees C, and Poly Vinyl Chloride jacketed (PVC) jacketed. NEC table for

## Mechanical, Plumbing and Electrical Systems Narrative

75 degrees C will be used when determining the ampacity of the service conductors.

### Electrical System Grounding

- The electrical distribution system grounding includes the grounding of the neutral of each separately derived electrical system, and the grounding of electrical equipment enclosures and raceways to serve as a fault return path.
- Electrical equipment enclosures and raceways and other exposed non-current carrying metal parts of the distribution system will be grounded by means of a green grounding conductor routed with each feeder and branch circuit. Grounding will extend from the switchboard or panelboard grounding bus throughout the system to each device and item of equipment.

### Lighting Systems

- The Illuminating Engineering Society's Illuminance Selection Procedure will be used for establishing target maintained illumination levels throughout all areas. Specific influences of glare, task complexity, surface reflectance characteristics, veiling brightness and user age are addressed with this procedure.
- International Energy Conservation Code, 2015 Edition will be utilized to establish the baseline of energy usage for lighting.
- Dimmable Fixtures shall be provided for Classrooms, Offices and Conference Areas
- Lighting levels shall be per matrix below:

Space Type	Lighting Power Density Allowances (IECC 2015) (Space-by-Space Method) W/ft <sup>2</sup>	Recommended Light Illuminance Level Foot-candles
Offices (enclosed)	1.11	40
Offices (open)	0.98	40
Conference/Meeting/Multipurpose Rooms	1.23	30
Interior Corridors	0.66	30
Computer Room	1.71	50
Classrooms	1.24-1.34	40
<b>Public Areas</b>		
Entrance Lobbies	0.90	30
Public Corridors	0.66	30
<b>Support Spaces</b>		
Lounge/Break Areas	0.73	30
Toilets	0.98	30
Electrical/Mechanical Rooms	0.42	30
Data/Communication Rooms	0.42	30
Janitorial/Storage/Maintenance	0.63	30

- Interior and exterior building lighting will be provided at 277V.
- Building's interior lighting will utilize 2X2, 2X4 Light Emitting Diode (LED), fixtures, LED downlights, suspended direct/indirect and general purpose strip lights. Light fixtures will be independently supported from the structure and not the ceiling.
- Emergency egress lighting will be provided thru a Central Battery Inverter System.

### Lighting Controls

- Building lighting will utilize low voltage controls, low voltage vacancy and occupancy sensors, wall mounted sensor switches, control relays and daylight sensors where required. Lighting controls shall operate stand alone, and will not require networked controls. Low voltage switches shall have stainless steel faceplates.
- Exterior lighting will be connected through contactors and controlled by a manual time clock.
- Dimming controls will be provided in classrooms, Offices and Conference Areas.
- Lighting controls to also switch off 50% of the office space receptacles.

### Wiring Devices

- Circuits will be provided throughout various locations of the building to serve convenience receptacles, computers and owner furnished equipment.
- Standard and computer receptacles are 20 Amp, specification grade, grounding type receptacles. All receptacles shall have stainless steel faceplates.

### Standards of Design

- Voltage drop will be a maximum of 2% feeder conductors, and a maximum of 3% on branch circuit conductors at the circuit's rated capacity. If the phase conductor size is increased for voltage drop, the equipment grounding

- conductor shall increase in size proportional to the circular mil increase of the phase conductor.
- Motor control features and Variable Frequency Drives (VFD)'s, will be coordinated with the mechanical system design.
- All conduits and raceways shall be run straight and parallel to construction lines. Conduit shall be supported independently to building structure. Circuits from different panels and of different voltages shall not be mixed in the same conduit. Telephone, fire alarm, controls, fiber optic, Building Energy Management System (BEMS), data and clean power systems shall be run in separate conduits where inaccessible (hard ceilings, chases, wall cavities) or exposed in mechanical rooms or public spaces. In concealed but accessible areas these low voltage cable systems can be in the cable trays or in independent supports (bridal rings, etc.).
- Power and Data will be provided as per the Audio Visual (AV) / Information Technology (IT) standard and coordinated with SHSU IT Team.

### Fire Alarm System

- Building will be provided with a new fire alarm system as specified by Edwards, EST-3. Equipment and devices will be shown on the engineering drawings.
- A new Fire Alarm Control Panel will be provided in the building lobby Security System.
- Security system shall be an iStar/CCURE system.

## Mechanical, Plumbing and Electrical Systems Narrative

### PLUMBING

#### Utility Service

The project will be served by the following plumbing utilities:

- Water Service
- Sanitary Service
- Lab Waste Service
- Natural Gas Service
- Storm Service
- Fire Sprinkler

#### Systems

The project will be served by the following plumbing systems:

- Domestic Cold Water: Domestic Cold Water (DCW) will be provided to all plumbing fixtures in the facility. All Domestic Cold Water (DCW) piping will be American Society of Testing and Material (ASTM) B88, Type L seamless copper water tube with wrought copper fittings. DCW piping will be sized for a maximum velocity of 8 feet per second (fps). Cold water piping will be insulated with mineral fiber, ASTM C547, preformed pipe insulation type I. Cold water piping insulation to be 1" thick.
- Domestic Hot Water: All Domestic Hot Water (DHW) piping will be ASTM B88, Type L seamless copper with water tube with wrought copper fittings. Hot water piping will be sized for a maximum velocity of 6 fps. Hot water piping will be insulated with mineral fiber, ASTM C547, preformed pipe insulation type I. Hot water piping insulation NPS 1-1/2" and smaller to be 1-1/2" thick. Hot water piping insulation NPS 1-1/2" and larger to be 2" thick.
- Sanitary Waste and Vent: All fixtures will discharge to a sanitary waste and vent system. Sanitary waste and vent above ground will be service weight, no-hub cast iron pipe and fittings. Sanitary waste and vent below ground will be

- schedule 40 solid wall Polyvinyl Chloride (PVC) with Drain, Waste and Vent (DWV) fittings.
- Storm and overflow: Storm and overflow pipe above ground will be service weight, no-hub cast iron pipe and fittings. Storm and overflow pipe below ground will be schedule 40 solid wall PVC with DWV fittings.
- Sprinkler: Fire sprinkler pipe will be schedule 40 black steel for pipe. Fittings to be grooved and threaded.
- Natural Gas Piping: Natural gas pipe will be schedule 40 black steel. Fittings to be threaded 1 1/2" and smaller and butt welded 2" and larger.
- Acid Waste: The building will have a piped acid waste system. Acid neutralization traps will not be provided. A centralized neutralization tank will be provided.
- Lab Gas Piping: Lab air will be type L copper with wrought copper fittings. Piping and valves to be cleaned for oxygen service.
- Lab Vacuum Piping: Lab vacuum to be Type K copper with wrought copper fittings.
- Industrial Air Piping: Industrial air to be galvanized pipe with galvanized fittings.
- Condensate Collection: The condensate from the Heating, Ventilation and Air Conditioning (HVAC) units will be collected and routed to sanitary system or the storm system.
- Rainwater Harvest: The building will not incorporate a rainwater harvest system.

#### Equipment

The project will be served by the following plumbing equipment:

- Domestic Water Booster Pump: A duplex pump package will serve the building.
- Water Treatment: A full building water treatment system will be used. One system will be located downstream of the domestic water booster pump. The second system will be located downstream of the domestic hot water domestic recirculation pump.
- Fully circulated Reverse Osmosis (RO) water system.

- Duplex lab air system.
- Duplex lab vacuum system.
- Simplex industrial air compressor.
- Gas-Fired Water Heater.
- Fire Pump: An electric fire pump will serve the building standpipe and sprinkler system.
  - o Electric jockey pump.
  - o No break tank is required at this time.

#### Plumbing Fixtures

The plumbing fixtures will be of the high efficiency water saving type. At a minimum, plumbing fixtures will include:

- Water closets: Porcelain wall hung fixtures with 1.28 gallon per flush, battery powered automatic flush valves.
- Urinals: Porcelain wall hung fixtures with 0.125 gallon per flush, battery powered automatic flush valves.
- Lavatory: Porcelain under-counter mounted fixtures with hands free battery powered faucets 0.5 Gallon Per Minute (GPM).
- Drinking fountains: Refrigerated type with push button operation with integrated hydration stations.
- Mop sinks: Floor mounted terrazzo type.
- Lab sinks: Integral bowl.

## Telecommunications Narrative

### Data Communications

- Sam Houston State University (SHSU) Campus Service Provider will provide and terminate Multi-strand fiber optic outside plant cable to the projects Main Telecom Room (MDF) located on the second floor in the College of Osteopathic Medicine (COM) Building.
- The project shall meet Category 6A cabling performance standards. Each Telecommunications Outlet (TCO) shall contain a minimum of 2 plenum, Category 6A, 4 pair UTP copper cables unless otherwise indicated on the Telecommunications Drawings. All inserts will be flush-type mounted into conduit and boxes installed in the hollow wall space or in floor poke-thru devices. Typical outlets will consist of two (2) data Category 6A cables with 568B terminations. Floor box and floor poke telecommunications outlets shall consist of a minimum of four (4) Category 6A data cables.
- All cable termination hardware shall be mounted in one of the Contractor provided and installed 19" equipment racks housed in the MDF/IDFs.
- Horizontal data cabling shall terminate on rack mounted Category 6A 48 port patch panels in the MDF/IDFs, and on 8P8C 568B Category 6A inserts at the outlet.
- Communication Contractor shall provide two (2) Category 6A patch cords per horizontal data cable installed.
- Data communications equipment (data switches) are provided and installed by the SHSU IT@Sam and will be sized to meet the existing needs of the facility with careful consideration of future growth.
- SHSU Division 27 standards can be found at the following link: <http://www.shsu.edu/dept/facilities-management/ae-guidelines/ae-guidelines-2017/Division%2027%20SHSU%20IT%20&%20Comms%202-17-17.pdf>

### Voice Communications

- Voice communications equipment, VoIP based technology, is provided and installed by the SHSU. Project will provide space and connectivity for owner furnished equipment with careful consideration of future growth. Communications Supplementary Components The IT scope required to support the Simulation Labs and Control Room is as follows:
  - Installation of 4 Category 6A cables from each Control Room outlet to each Headwall designated with a Sim connection.
  - The 4 Cat 6A links will facilitate extension of the following signals:
    1. VGA/3.5 MM audio/USB, via Extender.
    2. RS-232, via Extender.
    3. As Second USB , via USB Ethernet Extender.
    4. 1 spare for miscellaneous connection
  - The telecommunications cable distribution system will be run from each outlet above the finished ceiling in conduit transitioning to J-hooks, routed to the nearest Telecom Room (MDF). The maximum allowed distance from the IDF patch panel to the workstation outlet is 295'. Horizontal conduit will connect the station outlet boxes to the nearest appropriate cable pathway. Each outlet will consist of a double gang box fed by two (2) 1" conduits with pull strings.
  - Conduit shall be minimum 1" EMT, and shall not exceed 100 feet or have more than two 90 degree bends between pull boxes.
  - Telecom Room (MDF) shall have one (1) 30-amp 208 volt outlet (L6-30R) and (1) 20-amp 120 volt outlet (L5-20R) at the base of the relevant rack and one (1) 120V 20A quad receptacle mounted at base per 10" vertical wire manager installed. Provide fourplex isolated ground 120-volt power outlets on each wall with a maximum of two fourplex outlets per circuit. These circuits are to be dedicated to the MDF and are not allowed to serve any other load. The electrical engineer shall verify all electrical requirements with IT@Sam.
  - Contractor shall provide and install 19" equipment racks in the MDF/IDFs. Racks should be properly bonded to the Telecommunications Main Grounding Bus Bar (TMGB).

- MDF walls shall be covered with ¾" A/C plywood, painted with fire retardant paint.
- "STI EZ Path" shall be utilized in high density wiring locations for all fire-stop penetrations. Communications Under Ground Ducts & Raceways
  - Two (2) - 4" outside plant conduits routed in two separate and diverse directions will be required for connectivity to the building from the property line.
  - Communication duct bank shall not be concrete encased, with the top of the conduit a minimum of 30" below finished grade. All communication duct bank which passes under the building foundations shall be placed in rigid metal conduit for a distance of 5' outside the foundation perimeter.
  - A minimum of 8" of buried clearance between electrical conduit and communications conduit is required.
  - No elbows or 90-degree turns are allowed inside maintenance holes to allow for cable bend radius.
  - All conduit sweeps installed in the duct bank are to be long radius as conditions will allow. The minimum bend radius is to be no less than 3ft.
  - Maintenance holes will be sized at 4' x 6' x 6' and have a 20K load rating. Each maintenance hole 30" lid cover to be marked "COMMUNICATIONS". All maintenance holes shall have cable routing hardware to support entry/exit cabling, splice enclosures and cable slack. Provide wall cores as required and grout and seal penetrations in maintenance hole.
  - Underground marking and warning tape shall be provided 12" above the duct bank through the length of the trench. Tape to be marked "CAUTION TELEPHONE/DATA CABLE BELOW".
  - Marker balls are required in each straight excavation/trench span between maintenance holes and in excavation/trench span before and after every bend in conduit/duct bank.
  - All conduits shall be plugged with water tight rubber conduit plugs or conduit caps to ensure foreign matter does not enter conduits.
  - A 5/8" x 10" copper ground rod shall be

- installed at the base of each maintenance hole.
- The campus communication's duct bank will consist of four (4) - 4" newly installed PVC Schedule 40 conduits.

### Electronic Safety and Security

#### Access Control

- SHSU requires that all exterior doors for public access (including each operable leaf) have active electronic card access monitoring and scheduling for door lock/unlock. Monitoring to include ALL exterior, mechanical room door and roof access/hatches. The system intent is to control and monitor access to areas that may contain items and/or information identified as valuable, and to allow access to appropriately authorized personnel only.
- Access control system, door devices and cabling shall be provided and installed by the project.
- SHSU currently utilizes the CCURE 9000 access control platform. System details are in compliance with SHSU's standards.

#### Video Surveillance

- Cameras for the Security IP Surveillance System shall be fixed focus, non- pan/tilt/zoom color digital cameras unless otherwise directed by owner. The cameras will be cross connected to a dedicated network device located in the MDF that transmits image data to a central or remote location for viewing and recording.
- The IP Security Surveillance System will be capable of 24/7 recording and monitoring from a station in a security area of the facility as well as remote locations as dictated by the Owner.
- All Category 6A cabling for the IP Security Surveillance System shall be home run to the MDF.
- Video surveillance system, cameras, storage and configuring lens settings is provided and installed by the SHSU IT. Distributed Antenna System (DAS)



## Telecommunications Narrative

- All new buildings at SHSU will be constructed on campus to accommodate a future DAS. The DAS will be designed and installed by the owner's DAS integrator at a future date. The project is responsible for providing pathway to the roof and a 10' x 10' concrete pad only.
- The future DAS pathway requires 1 ½" conduit installed to a location to be determined on the roof.
- This conduit will be used for future DAS design and installation by the owner's communications service carrier.

### AV Systems Narrative:

Typical of Active Learning 2.102, Multi-Purpose Active Learning 2.106. This room is designed as a scheduled classroom with advanced A/V functionality. In-room presentations, which require the display of computer, video, and other related electronic media materials, make use of 10 tilting flat panel displays with local HDMI inputs for each student station. One wired AV interface will allow video sources to be connected from the lectern to the display system. The AV interface will also provide wired network connectivity, and AC power connection. Wireless presentation capability will be provided for this space and offers connectivity via Mac, Windows, iOS and Android. A room PC will be provided for this space with a wireless keyboard and mouse (owner-furnished equipment). A document camera and lecture capture camera will be provided for this space. Lecture capture software is owner - furnished equipment. The room will be equipped with an overhead speaker system which will reproduce audio from AV sources. Instructor voice-lift will be provided from a podium microphone. One wireless microphone will provide flexibility in various presentation environments. An ADA compliant hearing assistive system will be provided for the space.

The lectern equipment rack will house AV equipment and provide a location for the owner-furnished room PC to reside. A confidence monitor will be provided at the lectern and can view any of the system sources. An AV equipment rack will be provided in this space to house AV equipment required to operate this space. The AV rack will be located in the millwork provided by others. Control of this room is via a touch panel that is mounted on the lectern Displays on/off, source selection, windowing selection and routing, and volume control will be provided. Audio system control will also be provided via the control system. Video Conferencing camera and audio control will be provided. The control system will be programmed to automatically turn itself off when video source is removed. A wall-mounted scheduling panel will be provided at the entrance to the room which can be used to view current/upcoming events, show availability and allow room booking. The following capabilities have been identified for this space:

**Display System**  
- 10 tilting flat panel displays  
**Video Inputs**  
- 1 Wired AV interface  
- Wired network connectivity, USB charging and AC power connection  
- Wireless presentation capability via Mac, Windows, iOS and Android  
- Room PC with a wireless keyboard and mouse (owner-furnished equipment)  
- Document camera  
- Lecture capture camera with lecture capture software (software is owner - furnished equipment)  
**Audio System**  
- Instructor voice-lift from a podium microphone  
- 1 Wireless microphone  
- ADA compliant hearing assistive system See note in teaching theater.

**Lecture Capture System**  
- High Definition pan-tilt- zoom camera will provide preset recording scenes controlled by the touch panel and feed owner-furnished lecture capture system  
- Lecture capture software and recording hardware are owner-furnished  
- Audio will be fed from DSP controlling the audio system

**Control System**  
Control of this room is via a touch panel that is mounted on the lectern. Control System will be programmed to automatically turn itself off when video source is removed  
**Scheduling Panel**  
A wall-mounted scheduling panel will be provided

### Teaching Theater

Typical of Teaching Theater 2.101. This room is designed as a scheduled lecture hall with advanced A/V functionality. In-room presentations, which require the display of computer, video, and other related electronic media materials, make use of 2 tilting flat panel displays with 1 ceiling-mounted, tensioned drop-down and 1 projector. One wired AV interface will allow video sources to be connected from the lectern to the display system. The AV interface will also provide wired network connectivity, USB charging and AC power connection. Wireless presentation capability will be provided for this space and offers connectivity via Mac, Windows, iOS and Android. A room PC will be provided for this space with a wireless keyboard and mouse (owner-furnished equipment). A document camera and lecture capture camera will be provided for this space. Lecture capture software is owner - furnished equipment. ITV/ Distance Learning will be provided for this room using Software - based USB video conferencing with (2) PTZ cameras (front and rear of room) and in-room microphones. Software and Room PC for video conferencing are to be owner - provided.

The room will be equipped with an overhead speaker system which will reproduce audio from AV sources. Instructor voice-lift will be provided from a podium microphone. Two wireless microphones will provide flexibility in various presentation environments. An ADA compliant hearing assistive system will be provided for the space. The lectern equipment rack will house AV equipment and provide a location for the owner-furnished room PC to reside. A confidence monitor will be provided at the lectern and can view any of the system sources. An AV equipment rack will be provided in this space to house AV equipment required to operate this space. Rack will be located in adjoining closet/rack room provided by others. Control of this room is via a touch panel that is mounted on the lectern Displays on/off, source selection, windowing selection and routing, and volume control will be provided. Audio system control will also be provided via the control system. Video Conferencing camera and audio control will be provided. Control System will be programmed to automatically turn itself off when video source is removed. A wall-mounted scheduling panel will be provided at the entrance to the room which can be used to view current/upcoming events, show availability and allow room booking. The following capabilities have been identified for this space:

**Display System**  
- 2 tilting flat panel displays  
**Video Inputs**  
- 1 Wired AV interface  
- Wired network connectivity, USB charging and AC power connection.  
- Wireless presentation capability via Mac, Windows, iOS and Android.  
- Room PC with a wireless keyboard and mouse (owner-furnished equipment)  
- Document camera will be provided for this

## Telecommunications Narrative

- Lecture capture camera with lecture capture software (hardware is owner - furnished equipment)  
- ITV/Distance Learning using Software-based USB video conferencing with (2) PTZ cameras (front and rear of room) and in-room microphones.  
Audio System  
- Instructor voice-lift from a podium microphone  
- 2 Wireless microphones  
- ADA compliant hearing assistive system System will be portable and utilized throughout the facility. Max 10 units.  
Lecture Capture System  
- High Definition pan-tilt- zoom camera will provide preset recording scenes controlled by the touch panel and feed owner-furnished lecture capture system  
- Lecture capture software and recording hardware are owner-furnished  
- Audio will be fed from DSP controlling the audio system  
Control System  
Control of this room is via a touch panel that is mounted on the lectern Displays on/off, source selection, windowing selection and routing, and volume control will be provided. Audio system control will also be provided via the control system. Video Conferencing camera and audio control will be provided. Control System will be programmed to automatically turn itself off when video source is removed.  
Scheduling Panel  
A wall-mounted scheduling panel will be provided

Single Wall-Mounted Display with Overhead Speaker System  
Typical of Commons Pre-Function Lobby 2.103, Bookstore 4.404  
This room is designed as an unscheduled gathering space with basic A/V functionality. Cable TV/Digital Signage will be displayed on a wall-mounted tilting flat panel display.

The room will be equipped with an overhead speaker system which will reproduce audio from AV sources.

Control of this room is via a touch panel that is wall-mounted and controls display on/off, source selection, and volume control will be provided. Audio system control will also be provided via the control system.  
The following capabilities have been identified for this space:  
Display System  
- 1 tilting flat panel displays  
Video Inputs  
Cable TV/Digital Signage Audio System  
Control System  
Control of this room is via a touch panel that is wall-mounted

### Public Wall-Mounted Display

Typical of Waiting Area, Digital Signage, Lounges, Break Rooms the program does not call for AV in the breakrooms.  
This room is designed as an unscheduled public display with basic A/V functionality. Video materials and Cable TV/Digital Signage, which require the display of computer, video, and other related electronic media materials, make use of 1 tilting flat panel display.  
The following capabilities have been identified for this space:  
Display System  
- 1 tilting flat panel display  
Video Inputs  
-Cable TV/Digital Signage  
Control  
Displays will be network controlled and scheduled for timed on/off

Private Wall-Mounted Display  
Typical of Offices, Morgue deleted from program  
This room is designed as an unscheduled public display with basic A/V functionality.

Video presentations, which require the display of computer, video, and other related electronic media materials, make use of 1 tilting flat panel display. One wired AV interface will allow video sources to be connected from an HDMI input plate to the display system.  
Control of this room is automatic. W6hen video is present at the HDMI wall-plate display will turn on. When video is removed, display will turn off. The following capabilities have been identified for this space:  
Display System  
- 1 tilting flat panel display  
Video Inputs  
-HDMI wall plate  
Control  
Displays will be auto on/off

### Medium Conference Room

Typical of Enrollment Conf Rm 6.21, Flex Debrief/ Conf 3.111-1 to 3.111-2, Deans Meeting Room 6.311, AA Conference Room 6.113, Academic Conf 6.424-4 to 6.424-5.  
This room is designed as a scheduled conference room with moderate A/V functionality. In-room presentations, which require the display of computer, video, and other related electronic media materials, make use of 1 tilting flat panel display. One wired AV interface will allow video sources to be connected from the lectern to the display system. The AV interface will also provide wired network connectivity, and AC power connection. Wireless presentation capability will be provided for this space and offers connectivity via Mac, Windows, iOS and Android. A room PC will be provided for this space with a wireless keyboard and mouse (owner-furnished equipment). Software-based USB video conferencing will be provided via a PTZ camera and in-room microphones. Software and Room PC for video conferencing are to be owner-provided.  
The room will be equipped with an overhead speaker system which will reproduce audio from AV sources.

An AV equipment rack will be provided in this space to house AV equipment required to operate this space. Rack will be located in the credenza provided by others.  
Control of this room is via a touch panel that is table desk-stand mounted and provides display on/off, source selection, windowing selection and routing, and volume control will be provided. Audio system control will also be provided via the control system. Video Conferencing camera and audio control will be provided. Control System will be programmed to automatically turn itself off when video source is removed.  
A wall-mounted scheduling panel will be provided at the entrance to the room which can be used to view current/upcoming events, show availability and allow room booking.  
The following capabilities have been identified for this space:

Display System  
- 1 tilting flat panel display  
Video Inputs  
- 1 wired AV interface  
- Wired network connectivity, USB charging and AC power connection.  
- Wireless presentation capability via Mac, Windows, iOS and Android.  
- Room PC with a wireless keyboard and mouse (owner-furnished equipment).  
- Software-based USB video conferencing via a PTZ camera and in-room microphones. Software and Room PC for video conferencing are to be owner-provided.  
Audio System  
- Local AV source reproduction  
Control System  
Control of this room is via a touch panel that is table desk-stand  
Scheduling Panel  
A wall-mounted scheduling panel will be provided

## Telecommunications Narrative

### Control System

Control of this room is via a touch panel that is table desk-stand

### Scheduling Panel

A wall-mounted scheduling panel will be provided

### Divisible Rooms

Typical of Divisible Learning Commons 4.301-1 to 4.301-4, Learning commons do not require AV per program.

This room is designed as a scheduled divisible classroom with advanced A/V functionality.

Rooms can be used individually or combined into one large presentation space. In-room presentations, which require the display of computer, video, and other related electronic media materials, make use of 2 projectors with 2 ceiling-mounted, tensioned drop-downs. Four wired AV interfaces will allow video sources to be connected from the lectern to the display system. The AV interface will also provide wired network connectivity, and AC power connection. Wireless presentation capability will be provided for this space and offers connectivity via Mac, Windows, iOS and Android. A room PC will be provided for this space with a wireless keyboard and mouse (owner-furnished equipment). A document camera and lecture capture camera will be provided for this space. Lecture capture software / hardware is owner - furnished equipment. Software-based USB video conferencing will be provided via a PTZ camera and in-room microphones. Software and Room PC for video conferencing are to be owner-provided. ITV/ Distance Learning will be provided for this room using Software - based USB video conferencing with (2) PTZ cameras (front and rear of room) and in-room microphones. Software and Room PC for video conferencing are to be owner - provided.

The room will be equipped with an overhead speaker system which will reproduce audio from

AV sources. Instructor voice-lift will be provided from a podium microphone. Two wireless microphones will provide flexibility in various presentation environments. An ADA compliant hearing assistive system will be provided for the space.

The lectern equipment rack will house AV equipment and provide a location for the owner-furnished room PC to reside. A confidence monitor will be provided at the lectern and can view any of the system sources.

An AV equipment rack will be provided in this space to house AV equipment required to operate this space. Rack will be located in adjoining closet/rack room provided by others. Control of this room is via a touch panel that is table desk-stand mounted and provides displays on/off, source selection, windowing selection and routing, and volume control will be provided. Audio system control will also be provided via the control system. Video Conferencing camera and audio control will be provided. Control System will be programmed to automatically turn itself off when video source is removed.

A wall-mounted scheduling panel will be provided at the entrance to the room which can be used to view current/upcoming events, show availability and allow room booking.

The following capabilities have been identified for this space:

#### Display System

- 2 projectors

#### Video Inputs

- 1 Wired AV interface

- Wired network connectivity, AC power connection

- Wireless presentation capability

- Room PC with a wireless keyboard and mouse (owner-furnished equipment)

- Document camera will be provided for this space

- Lecture capture camera with lecture capture software (hardware is owner - furnished

equipment)

- Software-based USB video conferencing via a PTZ camera and in-room microphones. Software and Room PC for video conferencing are to be owner-provided.

- ITV/Distance Learning using Software-based USB video conferencing with (2) PTZ cameras (front and rear of room) and in-room microphones. Software and Room PC for video conferencing are to be owner - provided.

#### Audio System

- Instructor voice-lift from a podium microphone
- 2 wireless microphones

- ADA compliant hearing assistive system

#### Lecture Capture System

- High Definition pan-tilt- zoom camera

- Lecture capture software and recording hardware are owner-furnished

- Audio will be fed from DSP controlling the audio system

#### Control System

Control of this room is via a touch panel that is table desk-stand mounted

#### Scheduling Panel

A wall-mounted scheduling panel will be provided

### Huddle Rooms

Typical of Small Team Rooms 3.304-1 to 3.304-10.

This room is designed as an unscheduled huddle room with basic A/V functionality. In-room presentations, which require the display of computer, video, and other related electronic media materials, make use of 1 fixed flat panel display. One wired AV interface will allow video sources to be connected from the table to the display system. The AV interface will also provide wired network connectivity, and AC power connection. Wireless presentation capability will be provided for this space and offers connectivity via Mac, Windows, iOS and Android. A room PC will be provided for this space with a wireless keyboard and mouse (owner-furnished equipment). Software-based

USB video conferencing will be provided via a PTZ camera and in-room microphones. Software and Room PC for video conferencing are to be owner-provided.

Control of this room is via a button panel that is desk-stand mounted and provides display on/off, source selection, routing, and volume control will be provided. Video Conferencing camera and audio control will be provided. Control System will be programmed to automatically turn itself off when video source is removed.

The following capabilities have been identified for this space:

#### Display System

- 1 fixed flat panel display

#### Video Inputs

- 1 Wired AV interface

- Wired network connectivity and AC power connection

- Wireless presentation capability via Mac, Windows, iOS and Android

- Room PC with a wireless keyboard and mouse (owner-furnished equipment)

- Software-based USB video conferencing via a PTZ camera and in-room microphones. Software and Room PC for video conferencing are to be owner-provided

#### Control System

Control of this room is via a button panel that is desk-stand mounted.

### Exam Rooms

Typical of 3.304-1 to 3.304-10, 3.201-1 to 3.201-3.

This room is designed as an unscheduled Exam Room with basic A/V functionality. In-room presentations, which require the display of computer, video, and other related electronic media materials, make use of 1 fixed flat panel display. One wired AV interface will allow video sources to be connected from a wall plate to the display.

## Telecommunications Narrative

The following capabilities have been identified for this space:

- Display System
- 1 fixed flat panel display
- Video Inputs
- 1 wired AV wall plate

### SIM Monitoring Rooms

Typical of 3.309, 3.205-1, 3.205-2.

This room is designed as an unscheduled evaluation/monitoring room with moderate A/V functionality. Simulation Monitoring software (to be selected by owner) will be accessed using owner-furnished PCs. Audio and Video monitoring and play back will be done in this room using local PC monitors or being routed to a large in-room flat panel tilting display.

The following capabilities have been identified for this space:

- Display System
- 1 fixed flat panel display
- Video Inputs
- 1 wired AV wall plate
- Control System
- Simulation Software interface

### Skills Labs

Typical of Task Training Skills Lab 3.401, Human Anatomy Lab 1.102, OMM Lab 1.106.

This room is designed as a scheduled lab space with moderate A/V functionality. In-room presentations, which require the display of computer, video, and other related electronic media materials, make use of 1 projector with 1 ceiling-mounted, tensioned drop-down. A wired AV interface will allow video sources to be connected from the teaching station to the display system. The AV interface will also provide wired network connectivity and AC power connection. Wireless presentation capability will be provided for this space and offers connectivity via Mac, Windows, iOS and Android.

A room PC will be provided for this space with a wireless keyboard and mouse (owner-furnished equipment). A document camera and a lecture capture camera will be provided for this space. Lecture capture software / hardware is owner - furnished equipment. ITV/Distance Learning will be provided for this room using Software - based USB video conferencing with (2) PTZ cameras (front and rear of room) and in-room microphones. Software and Room PC for video conferencing are to be owner - provided.

The room will be equipped with an overhead speaker system which will reproduce audio from AV sources. Instructor voice-lift will be provided from either of 2 wireless microphones and offer flexibility in various presentation environments. An ADA compliant hearing assistive system will be provided for the space.

An AV equipment rack will be provided in this space to house AV equipment required to operate this space. Rack will be located in adjoining closet/rack room provided by others. Control of this room is via a touch panel that is desk-stand mounted and offers display on/off, source selection, windowing selection and routing, and volume control will be provided. Audio system control will also be provided via the control system. Video Conferencing camera and audio control will be provided.

A wall-mounted scheduling panel will be provided at the entrance to the room which can be used to view current/upcoming events, show availability and allow room booking. The following capabilities have been identified for this space:

- Display System
- 1 projector
- Video Inputs
- 1 wired AV interface
- Wired network connectivity and AC power connection
- Wireless presentation capability via Mac, Windows, iOS and Android

- Room PC with a wireless keyboard and mouse (owner-furnished equipment)
- Document camera will be provided for this space

- Lecture capture camera with lecture capture software (hardware is owner - furnished equipment)

- ITV/Distance Learning using Software-based USB video conferencing

- Audio System
- Instructor voice-lift from a podium microphone
- 2 Wireless microphones

- ADA compliant hearing assistive system

Control System

Control of this room is via a touch panel that is desk-stand mounted

Scheduling Panel

A wall-mounted scheduling panel will be provided

### Simulation Rooms

Typical of OR Trauma Sim 3.202.

This room is designed as a scheduled simulation lab space with moderate A/V functionality. In-room presentations, which require the display of computer, video, and other related electronic media materials from the Simulation system, make use of 2 tilting flat panel displays. Two wired AV interface will allow video sources to be connected from the room PC and/or wall-plate to the display system. Wireless presentation capability will be provided for this space and offers connectivity via Mac, Windows, iOS and Android. A room PC will be provided for this space with a wireless keyboard and mouse (owner-furnished equipment). A lecture capture camera will be provided for this space. Lecture capture software / hardware is owner - furnished equipment. ITV/Distance Learning will be provided for this room using Software - based USB video conferencing with (2) PTZ cameras (front and rear of room) and in-room microphones. Software and Room PC for video conferencing are to be owner - provided. The room will be equipped with an overhead

speaker system which will reproduce audio from AV sources. Instructor voice-lift will be provided from wireless microphones. Two wireless microphones will provide flexibility in various presentation environments.

An AV equipment rack will be provided in this space to house AV equipment required to operate this space. Rack will be located in adjoining closet/rack room provided by others.

Control of this room is via a touch panel that is table desk-stand mounted Displays on/off, source selection, routing, and volume control will be provided. Audio system control will also be provided via the control system. Video Conferencing camera and audio control will be provided. Control System will be programmed to automatically turn itself off when video source is removed.

A wall-mounted scheduling panel will be provided at the entrance to the room which can be used to view current/upcoming 6events, show availability and allow room booking.

The following capabilities have been identified for this space:

- Display System
- 2 tilting flat panel displays
- Video Inputs
- 1 Wired AV interface
- Wireless presentation capability via Mac, Windows, iOS and Android.
- Room PC with a wireless keyboard and mouse (owner-furnished equipment).

- Lecture capture camera with lecture capture software (hardware is owner - furnished equipment)

- ITV/Distance Learning using Software-based USB video conferencing with (2) PTZ cameras (front and rear of room) and in-room microphones. Software and Room PC for video conferencing are to be owner - provided.

Audio System

- Instructor voice-lift from a podium microphone
- 2 Wireless microphones

Control System

Control of this room is via a touch panel that

## Telecommunications Narrative

is desk-stand mounted and offers displays on/off, source selection, windowing selection and routing, and volume control will be provided. Audio system control will also be provided via the control system. Video Conferencing camera and audio control will be provided. Control System will be programmed to automatically turn itself off when video source is removed.

### Scheduling Panel

A wall-mounted scheduling panel will be provided

### Team Classrooms

Typical of Team Rooms 2.201-1 to 2.201-5, Team Rooms 2.201-2 to 2.202-5, Flex Research Bay 5.101-1 to 5.101-5.

This room is designed as a scheduled classroom with moderate A/V functionality. In-room presentations, which require the display of computer, video, and other related electronic media materials, make use of 1 projector with 1 ceiling-mounted, tensioned drop-down. One wired AV interface will allow video sources to be connected from the teaching position to the display system. The AV interface will also provide wired network connectivity and AC power connection. Wireless presentation capability will be provided for this space and offers connectivity via Mac, Windows, iOS and Android. A room PC will be provided for this space with a wireless keyboard and mouse (owner-furnished equipment). A lecture capture camera will be provided for this space. Lecture capture software / hardware is owner - furnished equipment. Software-based USB video conferencing will be provided via a PTZ camera and in-room microphones. Software and Room PC for video conferencing are to be owner-provided. The room will be equipped with an overhead speaker system which will reproduce audio from AV sources. Two wireless microphones will provide flexibility in various presentation environments.

An AV equipment rack will be provided in this space to house AV equipment required to operate this space. Rack will be located in adjoining closet/rack room provided by others. Control of this room is via a touch panel that is desk-stand mounted and offers display on/off, source selection, routing, and volume control. Audio system control will also be provided via the control system. Video Conferencing camera and audio control will be provided. Control System will be programmed to automatically turn itself off when video source is removed.

A wall-mounted scheduling panel will be provided at the entrance to the room which can be used to view current/upcoming events, show availability and allow room booking.

The following capabilities have been identified for this space:

### Display System

- 1 projector

### Video Inputs

- 1 Wired AV interface
- Wired network connectivity, USB charging and AC power connection.

- Wireless presentation capability via Mac, Windows, iOS and Android.

- Room PC with a wireless keyboard and mouse (owner-furnished equipment).

- Lecture capture camera with lecture capture software (hardware is owner - furnished equipment)

- Software-based USB video conferencing via a PTZ camera and in-room microphones. Software and Room PC for video conferencing are to be owner-provided.

### Audio System

- 2 Wireless microphones

### Control System

Control of this room is via a touch panel that is desk-stand mounted

### Scheduling Panel

A wall-mounted scheduling panel will be provided.

### Simulation Software

Enterprise software management suite for clinical simulation including standardized patient care and mannequin-based training. Audio/Video recordings of counselor education, student training, demonstrations and other events are stored in a searchable, indexed, managed database.

### AV Enterprise Management System

Enterprise software that manages AV systems and includes room scheduling, remote help desk, global monitoring, data collection and reporting.

## Wayfinding & Signage Narrative

Signage for the Proposed College of Osteopathic Medicine will utilize Sam Houston State University exterior and interior university sign standards supplemented by a handful of custom signage elements. The system will provide ease of navigation and support a comfortable and welcoming atmosphere through consistent delivery of information and wayfinding cues.

### Exterior Signage

The project site will be clearly identified from the exterior approach with a freestanding monument sign announcing the campus. The monument will consist of an illuminated metal cabinet, stone or concrete base, and respond to site specific conditions regarding scale and placement. The placement of an additional SHSU standard freestanding building identification can help indicate the building entrance. The size and materials will be per the signage standards. Applied vinyl window graphics will serve as an additional cue for arriving pedestrians and include operations information as necessary.

Site signage will include vehicular parking with supporting vehicular and pedestrian directions as required. All signage, including the monument sign and building identification, will require foundation work.

Building-mounted identification which compliments the architectural design of the project will be provided and consist of fabricated metal letters with internal illumination. Exterior address numerals will be provided per the governing fire or building code.

### Interior Wayfinding & Base Building Signage

The interior signage will consist of certificate of occupancy base building signage as well as supporting wayfinding elements. The anticipated SHSU standard sign types are room identification plaques (with both permanent and changeable insert messages), restroom identification plaques,

regulatory plaques, wall-mounted directionals, and other standard signs as appropriate.

Color or material variation can be used to further distinguish patient-facing areas from student training areas in the simulation clinic.

### Interior Specialty Signage

In addition to the wayfinding and base building signage, there are opportunities for specialty signage that may not be covered in the SHSU standards. Building directory information and level identification will be provided in the entrance lobby and upper level floors providing orientation for vertical circulation. These signs will respond to the needs of the architectural vocabulary of the building and include materials such as vinyl wall graphics and fabricated metal elements with halo-illumination.

\*Area signs identify key destinations and provide information to building users in addition to the base signage. Programmed spaces anticipated in this category include reception area identification and primary student life destinations (virtual library, café, learning commons, wellness studio, student bookstore, etc.). Designs will respond to the needs of the architecture and could include applied pinned-letters or integral material approaches like vinyl or paint.

\*Multi-purpose spaces such as team rooms or learning commons could benefit from unique room identifiers executed through graphics treatments such as color, numerals, naming, or patterns.

Detailed Cost Estimate

Value Evaluation

## Detailed Cost Estimate

Phase: Program Update

Date: 07.23.2018

Cost of Work Summary	Vaughn			Busby			Delta from Vaughn to Busby	Comments
	SF	\$	\$/SF	SF	\$	\$/SF		
College of Osteopathic Medicine	107,000	\$43,213,750	\$403.87	107,000	\$42,180,838	\$394.21	\$1,032,912	
<b>Total Cost of Work</b>	<b>107,000</b>	<b>\$43,213,750</b>	<b>\$403.87</b>	<b>107,000</b>	<b>\$42,180,838</b>	<b>\$394.21</b>	<b>\$1,032,912</b>	
							2.39%	

Total Construction Cost (less precon fee)	SF	\$	\$/SF	SF	\$	\$/SF	Delta from Vaughn to Busby	Comments
	107,000	\$51,579,513	\$482.05	107,000	\$50,346,639	\$470.53	\$1,232,874	
							2.39%	

Cost of Work by Division	Vaughn			Busby			Delta from Vaughn to Busby	Comments
	SF	\$	\$/SF	SF	\$	\$/SF		
College of Osteopathic Medicine								
01 - GENERAL REQUIREMENTS		\$1,753,704	\$16.39		\$1,753,704	\$16.39	\$0	
02 - EXISTING CONDITIONS		\$93,872	\$0.88		\$93,872	\$0.88	\$0	
03 - CONCRETE		\$6,185,967	\$57.81		\$5,835,928	\$54.54	\$350,039	
05 - METALS		\$1,733,436	\$16.20		\$1,589,300	\$14.85	\$144,136	
06 - WOOD AND PLASTICS		\$673,107	\$6.29		\$641,556	\$6.00	\$31,551	
07 - THERMAL AND MOISTURE		\$3,938,367	\$36.81		\$3,765,361	\$35.19	\$173,006	
08 - DOORS AND WINDOWS		\$2,987,911	\$27.92		\$2,880,972	\$26.92	\$106,939	
09 - FINISHES		\$5,144,839	\$48.08		\$5,207,690	\$48.67	(\$62,851)	
10 - SPECIALTIES		\$734,977	\$6.87		\$688,477	\$6.43	\$46,500	
11 - EQUIPMENT		\$441,626	\$4.13		\$480,461	\$4.49	(\$38,835)	
12 - FURNISHINGS		\$425,945	\$3.98		\$436,560	\$4.08	(\$10,615)	
14 - CONVEYING SYSTEMS		\$855,517	\$8.00		\$810,000	\$7.57	\$45,517	
21 - FIRE SUPPRESSION		\$570,701	\$5.33		\$561,750	\$5.25	\$8,951	
22 - PLUMBING		\$1,872,111	\$17.50		\$1,942,050	\$18.15	(\$69,939)	
23 - HEATING, VENTILATION, AND AIR CONDITIONING		\$5,177,907	\$48.39		\$5,296,500	\$49.50	(\$118,593)	
26 - ELECTRICAL		\$5,331,517	\$49.83		\$5,346,150	\$49.96	(\$14,633)	
27 - COMMUNICATIONS		\$532,298	\$4.97		\$535,000	\$5.00	(\$2,702)	AUDIO VISUAL BY OWNER
28 - ELECTRONIC SECURITY AND SAFETY		\$258,149	\$2.41		\$267,500	\$2.50	(\$9,351)	
31 - EARTHWORK		\$1,203,271	\$11.25		\$1,003,623	\$9.38	\$199,648	
32 - EXTERIOR IMPROVEMENTS		\$2,798,232	\$26.15		\$2,544,384	\$23.78	\$253,848	
33 - UTILITIES		\$500,296	\$4.68		\$500,000	\$4.67	\$296	
<b>Total Cost of Work</b>	<b>107,000</b>	<b>\$43,213,750</b>	<b>\$403.87</b>	<b>107,000</b>	<b>\$42,180,838</b>	<b>\$394.21</b>	<b>\$1,032,912</b>	

Cost of Work by Division	Vaughn			Busby			Delta from Vaughn to Busby	Comments
	SF	\$	\$/SF	SF	\$	\$/SF		
College of Osteopathic Medicine								
<b>COST OF WORK</b>		<b>\$43,213,750</b>	<b>\$403.87</b>		<b>\$42,180,838</b>	<b>\$394.21</b>	<b>\$1,032,912</b>	
ESCALATION	1.00%	\$432,138		1.00%	\$421,808			
DESIGN CONTINGENCY	5%	\$2,160,688		5%	\$2,109,042			
CM CONTINGENCY	4%	\$1,832,263		4%	\$1,788,468			
GENERAL CONDITIONS	4.44%	\$2,290,130		4.44%	\$2,235,391			
FEE	3.20%	\$1,650,544		3.20%	\$1,611,092			
<b>TOTAL CONSTRUCTION COST (LESS PRECON FEE)</b>		<b>\$51,579,513</b>	<b>\$482.05</b>		<b>\$50,346,639</b>	<b>\$470.53</b>	<b>\$1,232,874</b>	



## Value Evaluation

Phase: Program Update

Date: 07.23.2018

### Value Evaluation Summary

Original Estimate	\$51,579,513	\$482.05 per SF
Accepted Changes	(\$2,576,956)	(\$24.08) per SF
<b>Current Estimate</b>	<b>\$49,002,557</b>	<b>\$457.97 per SF</b>
Target GMP Budget	\$49,000,000	
Delta	\$2,557	

Accepted	(2,576,956)
Rejected	0
Bid Strategy Alt \$	0
Pending	(82,123)

Site											
Item #	Discipline	Cost Impact Item	Cost of Work	CMBL	Yes/No/Alt	Accepted \$	Rejected \$	Bid Strategy Alt \$	Pending \$	Action By	Comments
1.01	Site	Make all site furnishings FFE in lieu of being in construction budget.	(87,472)	(99,770)	Yes	(99,770)					#of parking spaces is a program requirement
1.02	Site	Remove soil treatment.	(9,601)	(10,951)	Yes	(10,951)					
1.03	Landscape	Make landscape and irrigation a target value of	(210,000)	(239,525)	Yes	(239,525)					
						(350,246)	0	0	0		

Building											
Item #	Discipline	Cost Impact Item	Cost of Work	CMBL	Yes/No/Alt	Accepted \$	Rejected \$	Bid Strategy Alt \$	Pending \$	Action By	Comments
2.01	Arch	Stainless steel cable guardrail in lieu of glass handrail at grand stairs and associated lobbies.	(157,090)	(179,176)	Yes	(179,176)					Base cable rail system. Glass handrail alternate Target value of \$300/lf for cable guardrail.
2.02	Arch	Make ceilings at level 1 zipper metal-wood looking ceiling, all other ceilings 2x2 with the exception of auditorium and required drywall ceiling in other areas.	(225,000)	(256,634)	Yes	(256,634)					
2.03	Design	Reduce design contingency to 3%.	(840,000)	(958,100)	Yes	(958,100)					
2.04	Arch	Use audio visual floorboxes in lieu of low profile access flooring in active learning classroom.	(195,212)	(222,658)	Yes	(222,658)					
2.05	Arch	Metal panel rainscreen in lieu of Swisspearl rainscreen at exterior. Swisspearl rainscreen to be priced as add-alternate.	(420,000)	(479,050)	Yes	(479,050)					
2.06	Arch	Make all appliances FFE.	(14,934)	(17,034)	Yes	(17,034)					
2.07	Arch	Reduce wall protection by \$100,000	(100,000)	(114,059)	Yes	(114,059)					
						(2,226,710)	0	0	0		

Project Cost Comparisons

## Project Cost Comparisons

	<b>Academic Building</b>	<b>Health Sciences &amp; Human Services Building</b>	<b>Agriculture &amp; Life Sciences Building #5</b>	<b>Arts Complex</b>	<b>Agriculture &amp; Life Sciences Building #4</b>	<b>UTMB Galveston Health Education Center</b>	<b>UTRGV South Texas Medical Academic Building</b>	<b>College Of Osteopathic Medicine</b>
<b>Project Name</b>								
<b>Owner</b>	University of Houston	Midwestern State University	Texas A&M University	Sam Houston State University	Texas A&M University	UT Systems	UT Systems	Sam Houston State University
<b>Location</b>	Sugar Land, Texas	Wichita Falls, Texas	College Station, TX	Huntsville, TX	College Station, TX	Galveston, TX	Endinburg, TX	Conroe, TX
<b>Start Date</b>	Apr-18	Jan-18	Dec-18	Mar-18	Aug-15	Mar-17	May-15	May-18
<b>Date of Completion</b>	Jun-19	Jun-19	Jun-19	Jun-19	Feb-16	On going	May-16	Dec-19
<b>Bldg. Size (SF)</b>	86,000	86,000	77,850	72,800	76,500	162,000	88,260	107,000
<b>Estimated Cost</b>	\$43,140,000.00	\$30,600,000	\$40,900,000	\$28,200,000	\$25,830,000	\$64,414,352	\$36,386,745	\$49,002,557
<b>Cost / SF</b>	\$396.89	\$355.81	\$525.37	\$387.50	\$337.60	\$397.62	\$412.27	\$457.97
<b>Escalated to 2019 @ 4% per year</b>	\$44,430,000.00	\$31,820,000	\$42,680,000	\$29,050,000.00	\$32,770,000.00	\$69,567,500	\$40,753,154	
<b>Escalated to 2019 Cost / SF</b>	\$408.79	\$370.04	\$548.12	\$399.13	\$383.80	\$429.43	\$461.74	
<b>Total Adjusted Cost per Square Foot</b>	<b>\$408.79</b>	<b>\$370.04</b>	<b>\$548.12</b>	<b>\$399.13</b>	<b>\$383.80</b>	<b>\$429.43</b>	<b>\$461.74</b>	<b>\$457.97</b>

Operating, Maintenance, and Repair Cost

## Operating Cost



TEL 713 871 8484  
FAX 713 871 8440

**Page Southerland Page, Inc.**  
1100 Louisiana Street, Suite One  
Houston, Texas 77002  
pagethink.com

**Garrett Neubauer, PE**  
Principal

July 19, 2018.

Mr. Rob Roy Parnell, AIA/RAS  
Deputy Vice Chancellor-Capital Projects Administration  
The Texas State University System  
O. Henry Hall Building  
601 Colorado Street, Site 203  
Austin, TX 78701

Re: TSUS Sam Houston State University School of Osteopathic Medicine  
Project No: 418063

Dear Rob,

Page has done a preliminary analysis of the annual utility cost for the new School of Osteopathic Medicine. The energy analysis is based on the following assumptions:

1. The building shall be occupied year round with typical building occupancy between of 8:00AM to 6:00PM (M-Th), 8:00AM to 5:00PM Friday, and closed on weekends. It is assumed that the building shall begin operation one hour before it opens for normal activities (for preheat/precool).
2. The Gross Anatomy Laboratory shall include chilled water as a means for cooling, 24 hours, 7 days a week through-out the duration of the year to maintain the integrity of the cadavers stored in this space.
3. All MDF/IDF/Electrical spaces will be provided with series fan-powered terminal units for operation during normal hours. In off-hours, these spaces will be served by dedicated fan coil units to maintain space temperature.
4. Utilities rates of \$0.0895/kWh for electricity and Natural Gas Rate of \$2.87/MMBtuh. There are not incentive rates applied.

With the information available to Page at the design development phase, our estimate of annual energy usage for the building will be \$330,000 per year. This includes the cost for electricity and natural gas.

The MEP system shall be designed to comply with International Energy Conservation Code – 2015 Edition standard and the equipment selections shall be made at or above efficiencies required by the minimum standards.

Sincerely,

Garrett Neubauer, PE.

Principal.

ARCHITECTURE / ENGINEERING / INTERIORS / CONSULTING  
Austin / Dallas / Denver / Houston / Washington DC /  
International Affiliate Offices

## Repair and Maintenance Cost

Per the Whitestone Facility Maintenance and Repair Cost Reference (2012-2013), average annual maintenance and repair cost (as a percentage of replacement over a 50 year period) is estimated at 1.39% for office and classroom space, 2.13% for hospital research space, 2.44% for large auditorium spaces, 1.55% for medical clinic space, 2.51 for general laboratory space and 5% for life science laboratory space.

As the estimated replacement cost is, \$49,000,000.00, we estimate annual maintenance and repair cost to average about \$1,012,340.00 using a weighted average of 2.07% of replacement value.



*The rising STAR of Texas*

## **DESIGN DEVELOPMENT PACKAGE**

FOR THE

### **ALBERT B. ALKEK LIBRARY LEARNING COMMONS RENOVATION**

AT

**TEXAS STATE UNIVERSITY**  
A member of the Texas State University System

**PRESENTED TO  
TEXAS STATE UNIVERSITY  
BOARD OF REGENTS**

**AUGUST 16, 2018**

BY:  
BRW ARCHITECTS, INC.  
3535 TRAVIS STREET, SUITE 250  
DALLAS, TEXAS







**DESIGN DEVELOPMENT PACKAGE**  
for the  
**ALBERT B. ALKEK LIBRARY LEARNING COMMONS RENOVATION**  
at Texas State University  
August 16, 2018

**The Texas State University System Board of Regents**

Rossanna Salazar, Chairman	Austin
William F. Scott, Vice Chairman	Nederland
Charlie Amato, Regent	San Antonio
Dr. Veronica Muzquiz Edwards	San Antonio
Dr. Jaime R. Garza	San Antonio
David Montagne	Beaumont
Vernon Reaser III	Houston
Alan L. Tinsley	Madisonville
Garry Crain	The Hills
Leanna Mouton, Student Regent	San Marcos

**The Texas State University System Administration**

Brian McCall, Ph.D.	Chancellor
Rob Roy Parnell, AIA, RAS	Deputy Vice Chancellor for Capital Projects Administration

**The Texas State University Administration**

Denise M. Trauth, Ph.D.	President
Eric Algoe	Vice President, Finance and Support Services
Ken Pierce	Vice President, Information Technology
Nancy Nusbaum	Associate Vice President, Finance and Support Service Planning
Thomas Shewan	Associate Vice President, Facilities

**Albert. B. Alkek Library**

Joan Heath	Associate Vice President and University Librarian
Carlos Solis	Associate Vice President, Instructional Technologies Support
Lori Hughes	Director, Administrative Services
Sarah Naper	Director, Research & Learning Services

**Facilities Planning, Design & Construction**

Michael Petty	Director, Facilities Planning, Design and Construction
Larry Miller	Associate Director, Capital Projects
Frederick Maddox	Project Manager



## DESIGN TEAM

### Architect of Record

Craig S. Reynolds  
Andrew Evertson

### BRW Architects, Inc.

Principal-in-Charge  
Project Manager

### Associate Architect

Peter Bolek  
Stephanie Peters

### HBM Architects, LLC

Principal  
Project Architect

### Engineers - Mechanical / Electrical / Plumbing / Fire

Shawn Allen  
Debra Sharpe  
Colby Brock  
Brandon Reyes

### Jose I. Guerra, Inc.

Principal  
Project Manager  
Electrical Engineer  
Fire Protection / Plumbing Engineer

### Consultant - A/V / Security / Communications

Adam Dickerson

### DataCom Design Group, LLC

Technology Design Consultant

### Cost Estimator

Vinayak Lalwani

### Halford Busby, LLC

Estimator

INTERIM REVIEW DOCUMENTS  
NOT FOR REGULATORY APPROVAL,  
PERMITTING, OR CONSTRUCTION  
CRAIG S. REYNOLDS, TX REG. NO. 9059



## TABLE OF CONTENTS

### **INTRODUCTORY INFORMATION**

BOARD OF REGENTS  
DESIGN TEAM  
TABLE OF CONTENTS

### **TAB 1 ARCHITECTURAL RENDERINGS**

LEVEL ONE RENDERING  
LEVEL ONE BIRDSEYE VIEW  
LEVEL THREE RENDERING  
LEVEL THREE BIRDSEYE VIEW  
LEVEL FOUR RENDERING  
LEVEL FOUR BIRDSEYE VIEW

### **TAB 2 ARCHITECTURAL PLANS**

SITE PLANS  
ARCHITECTURAL SITE PLAN  
ENLARGED ARCHITECTURAL SITE PLAN  
FLOOR PLANS  
LEVEL ONE - FLOOR PLAN  
LEVEL THREE - FLOOR PLAN  
LEVEL FOUR - FLOOR PLAN

### **TAB 3 ENLARGED ARCHITECTURAL FLOOR PLANS**

ENLARGED PLANS  
LEVEL ONE - ENTRY  
LEVEL ONE - IT ASSISTANCE CENTER  
LEVEL ONE – X - REALITY CENTER  
LEVEL ONE - DIMENSIONAL EXPLORATION CENTER  
LEVEL ONE - CREATIVE MANUFACTURING CENTER  
LEVEL TWO – CAFÉ AREA  
LEVEL THREE - CIRCULATION DESK  
LEVEL THREE - GRADUATE COMMONS  
LEVEL FOUR - ACTIVE LEARNING LAB

LEVEL FOUR - INSTRUCTION LAB  
LEVEL FOUR - INSTRUCTION LABS  
LEVEL FOUR - LIBRARY INSTRUCTION LAB

**TAB 4 MAJOR BUILDING SYSTEMS NARRATIVES AND PROGRAM SCOPE**

ARCHITECTURAL NARRATIVE  
MEP NARRATIVE  
TELECOMMUNICATIONS NARRATIVE  
AUDIO/VISUAL NARRATIVE

**TAB 5 DETAILED COST ESTIMATE**

HALFORD BUSBY COST ESTIMATE  
JE DUNN COST ESTIMATE

**TAB 6 TOTAL PROJECT COST**

**TAB 7 COST ESTIMATE COMPARISON**

TEXAS A&M UNIVERSITY - EVANS LIBRARY RENOVATION  
TEXAS STATE UNIVERSITY - PSYCHOLOGY BUILDING RENOVATION  
TEXAS STATE UNIVERSITY - O. HENRY HALL RENOVATION  
BAKER UNIVERSITY - LIBRARY ADDITION AND RENOVATION

**TAB 8 ENERGY CONSERVATION AND SUSTAINABILITY**

# Texas State University

## Albert B. Alkek Library Learning Commons Renovation

### Introduction

This project is a multi-phase interior renovation project encompassing four floors of the Albert B. Alkek Library at Texas State University in San Marcos, Texas to create a campus Learning Commons. The completed Learning Commons is providing a resource that meets the needs of today's students by including enhancements to spaces and services already offered as well as creating opportunities to utilize current technological advancements that allow students to learn actively and support the way they study, research, and interact with technology and each other.



The Learning Commons, located on the first floor, is to be comprised of “Centers”. These “Centers” include digital media studios with cutting-edge technologies that allow students to create content, virtual reality interactive learning environments, and creative manufacturing spaces that foster creativity and problem solving through additive, subtractive, and smart manufacturing technologies. There is also a “Center” with GIS / data visualization technology focus, that provides students with tools to explore computational relationships among the measurable properties of our planet.

Additionally, the third and fourth floors are being renovated to function as Research Commons and Education/Instruction Commons, respectively. The Research Commons include a combination of secured collections, maps and charts, periodicals, group study spaces, and an enclosed graduate commons space with two large study rooms, a large multi-function space, and a kitchenette breakroom. The Education/ Instruction Commons design includes new instruction spaces, presentation spaces, teaching spaces, kitchenette, and information technology testing and conference rooms. The project also includes a Starbucks café space on the entry level with dedicated exterior access as well as indoor and outdoor seating space.

Proposed improvements, upgrades, and modifications are outlined in this Design Development submission.





**TAB 1**  
**ARCHITECTURAL RENDERINGS**

LEVEL ONE RENDERING

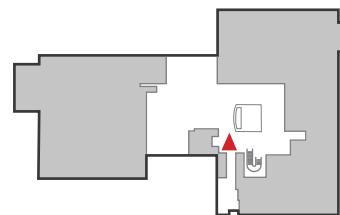
LEVEL ONE BIRDSEYE VIEW

LEVEL THREE RENDERING

LEVEL THREE BIRDSEYE VIEW

LEVEL FOUR RENDERING

LEVEL FOUR BIRDSEYE VIEW



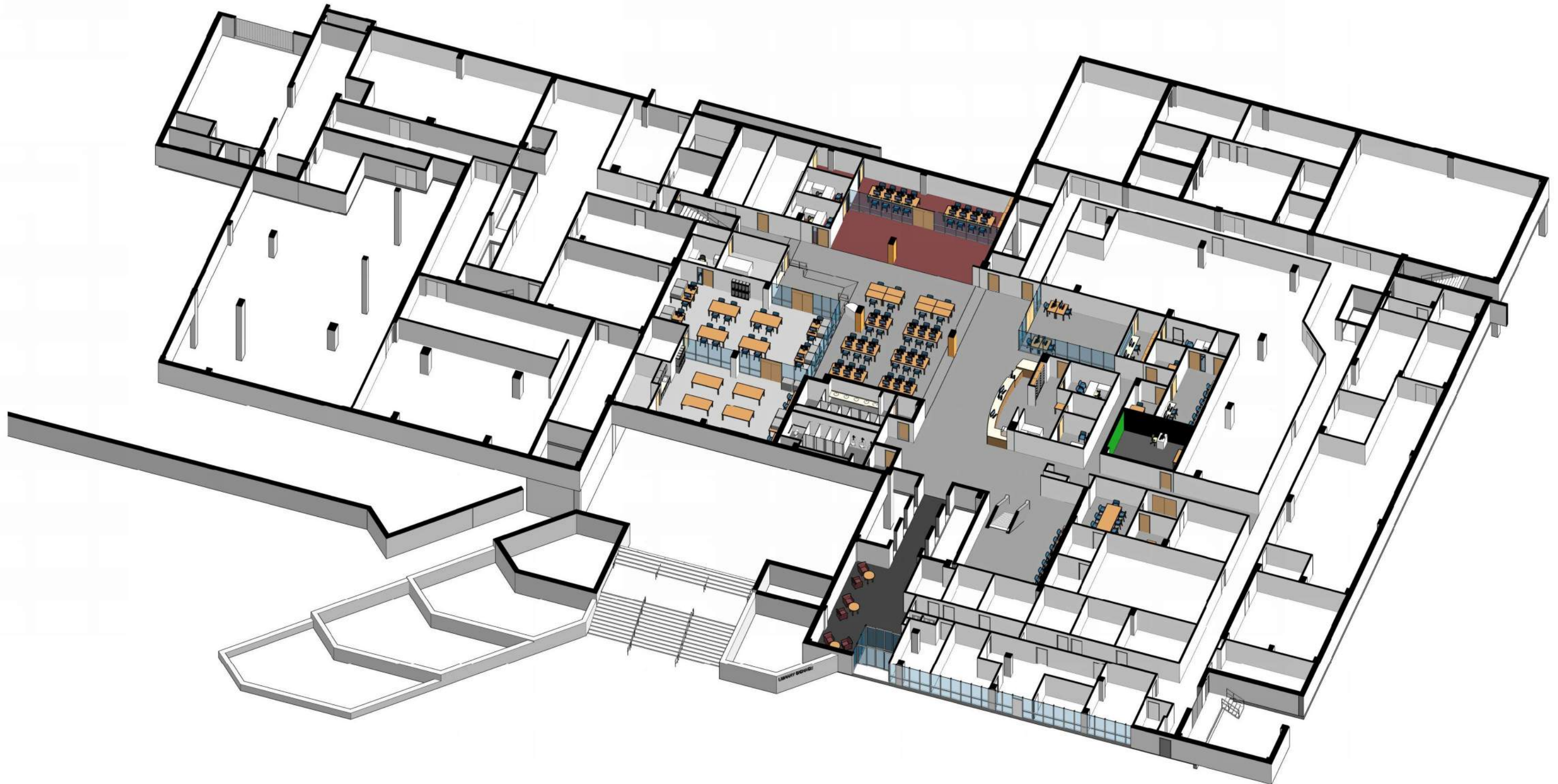
LEVEL 1 RENDERING  
DESIGN DEVELOPMENT

TEXAS STATE UNIVERSITY  
ALKEK LIBRARY LEARNING COMMONS

08/16/18

**HBM** ARCHITECTS  
INTERIOR DESIGNERS

**BRW** BROWN REYNOLDS WATFORD  
ARCHITECTS  
3535 TRAVIS STREET  
SUITE 250  
DALLAS, TEXAS 75204  
214-528-8704  
WWW.BRWARCH.COM



LEVEL 1 BIRDSEYE VIEW

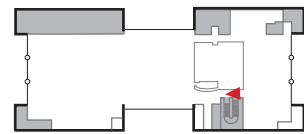
DESIGN DEVELOPMENT

TEXAS STATE UNIVERSITY  
ALKEK LIBRARY LEARNING COMMONS

08/16/18

**HBM** ARCHITECTS  
INTERIOR DESIGNERS

**BRW** BROWN REYNOLDS WATFORD  
ARCHITECTS  
3535 TRAVIS STREET  
SUITE 250  
DALLAS, TEXAS 75204  
214-528-8704  
WWW.BRWARCH.COM



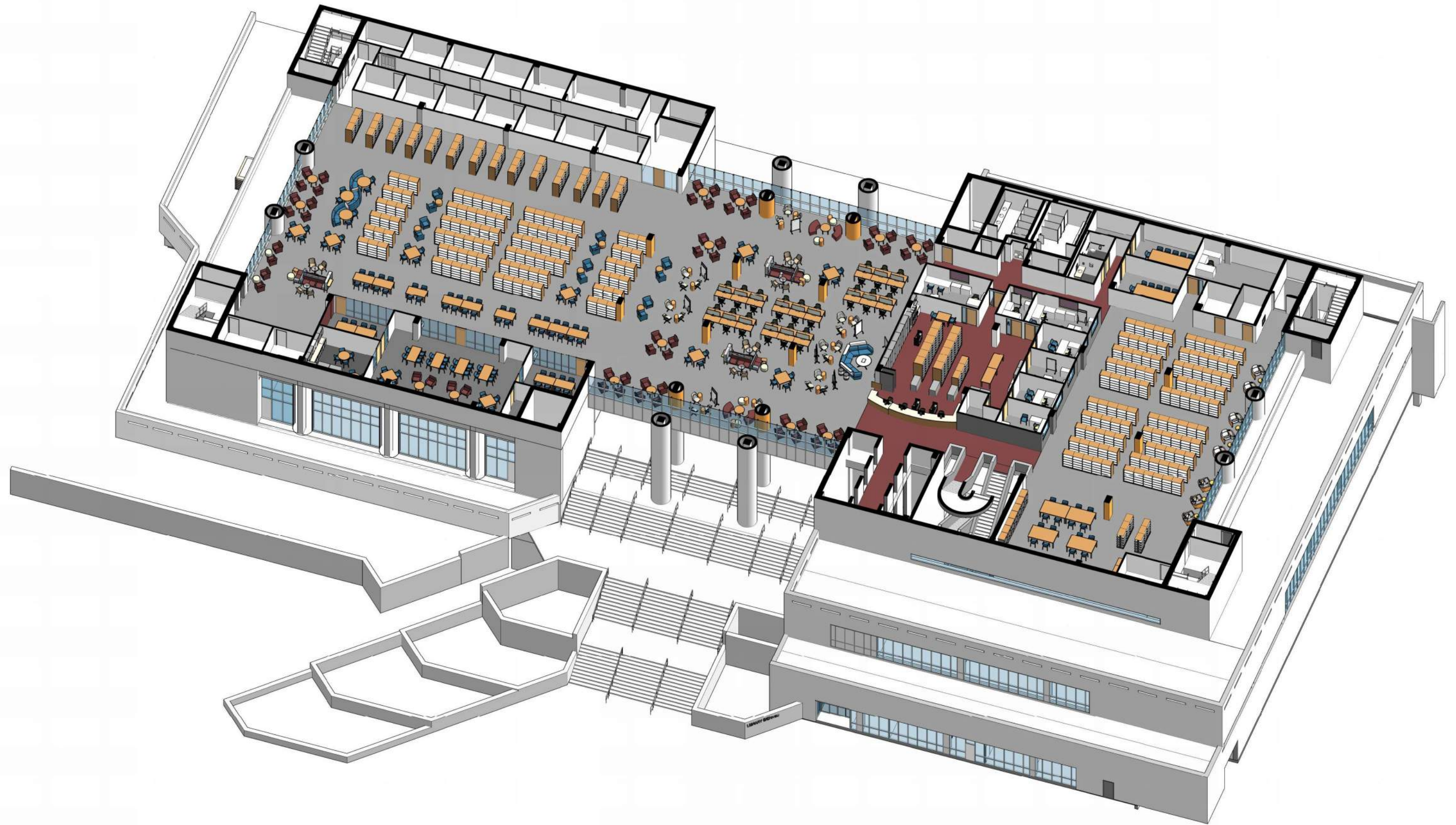
LEVEL 3 RENDERING  
DESIGN DEVELOPMENT

TEXAS STATE UNIVERSITY  
ALKEK LIBRARY LEARNING COMMONS

08/16/18

**HBM** ARCHITECTS  
INTERIOR DESIGNERS

**BRW** BROWN REYNOLDS WATFORD  
ARCHITECTS  
3535 TRAVIS STREET  
SUITE 250  
DALLAS, TEXAS 75204  
214-528-8704  
WWW.BRWARCH.COM



LEVEL 3 BIRDSEYE VIEW

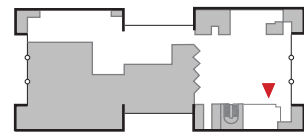
DESIGN DEVELOPMENT

TEXAS STATE UNIVERSITY  
ALKEK LIBRARY LEARNING COMMONS

08/16/18

**HBM** ARCHITECTS  
INTERIOR DESIGNERS

**BROWN REYNOLDS WATFORD**  
ARCHITECTS  
3535 TRAVIS STREET  
SUITE 250  
DALLAS, TEXAS 75204  
214-528-8704  
WWW.BRWARCH.COM



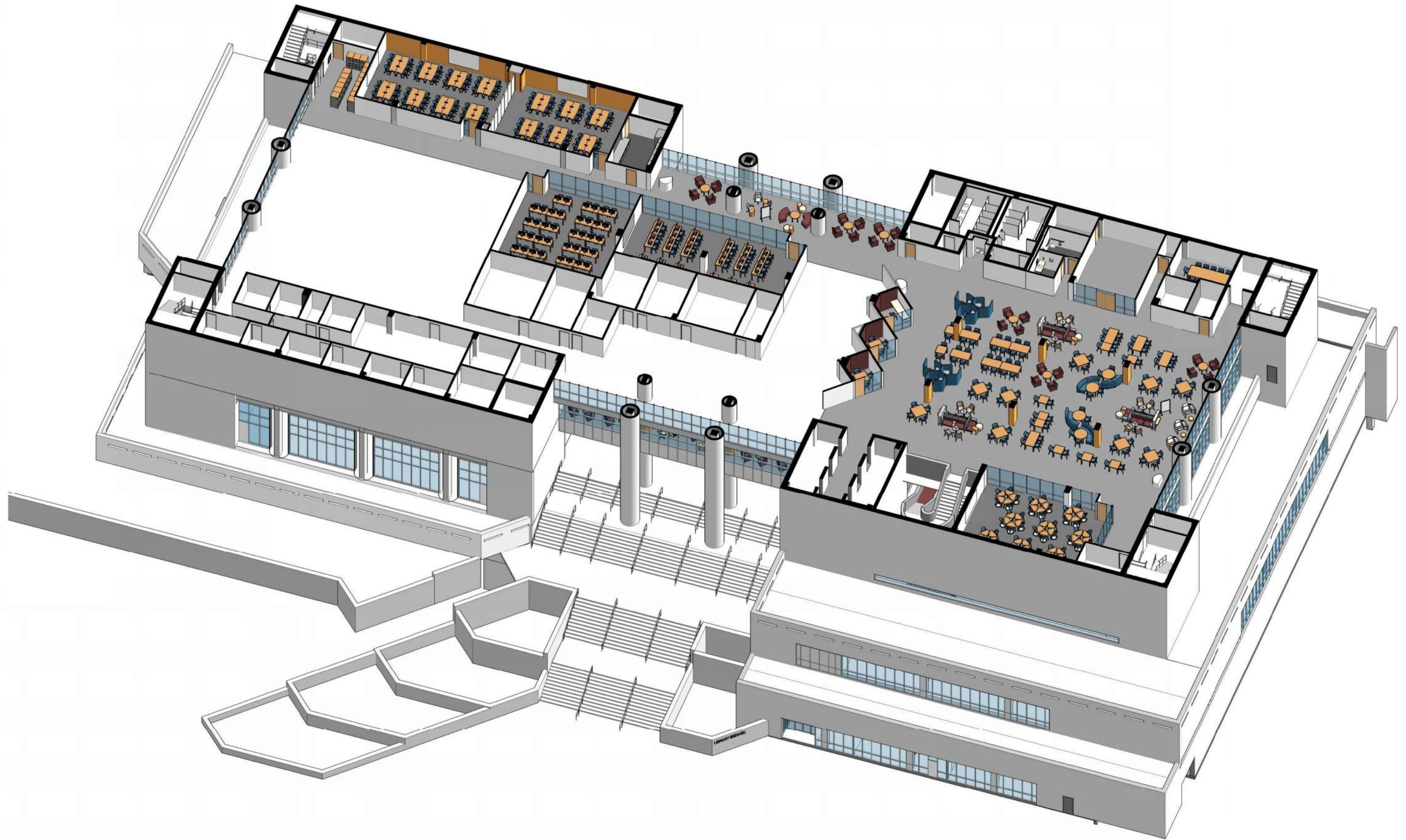
LEVEL 4 RENDERING  
DESIGN DEVELOPMENT

TEXAS STATE UNIVERSITY  
ALKEK LIBRARY LEARNING COMMONS

08/16/18

**HBM** ARCHITECTS  
INTERIOR DESIGNERS

**BRW** BROWN REYNOLDS WATFORD  
ARCHITECTS  
3535 TRAVIS STREET  
SUITE 250  
DALLAS, TEXAS 75204  
214-528-8704  
WWW.BRWARCH.COM



LEVEL 4 BIRDSEYE VIEW

DESIGN DEVELOPMENT

TEXAS STATE UNIVERSITY  
ALKEK LIBRARY LEARNING COMMONS

08/16/18

**HBM** ARCHITECTS  
INTERIOR DESIGNERS

**BRW** BROWN REYNOLDS WATFORD  
ARCHITECTS  
3535 TRAVIS STREET  
SUITE 250  
DALLAS, TEXAS 75204  
214-528-8704  
WWW.BRWARCH.COM









**TAB 2**  
**ARCHITECTURAL PLANS**

SITE PLANS

ARCHITECTURAL SITE PLAN

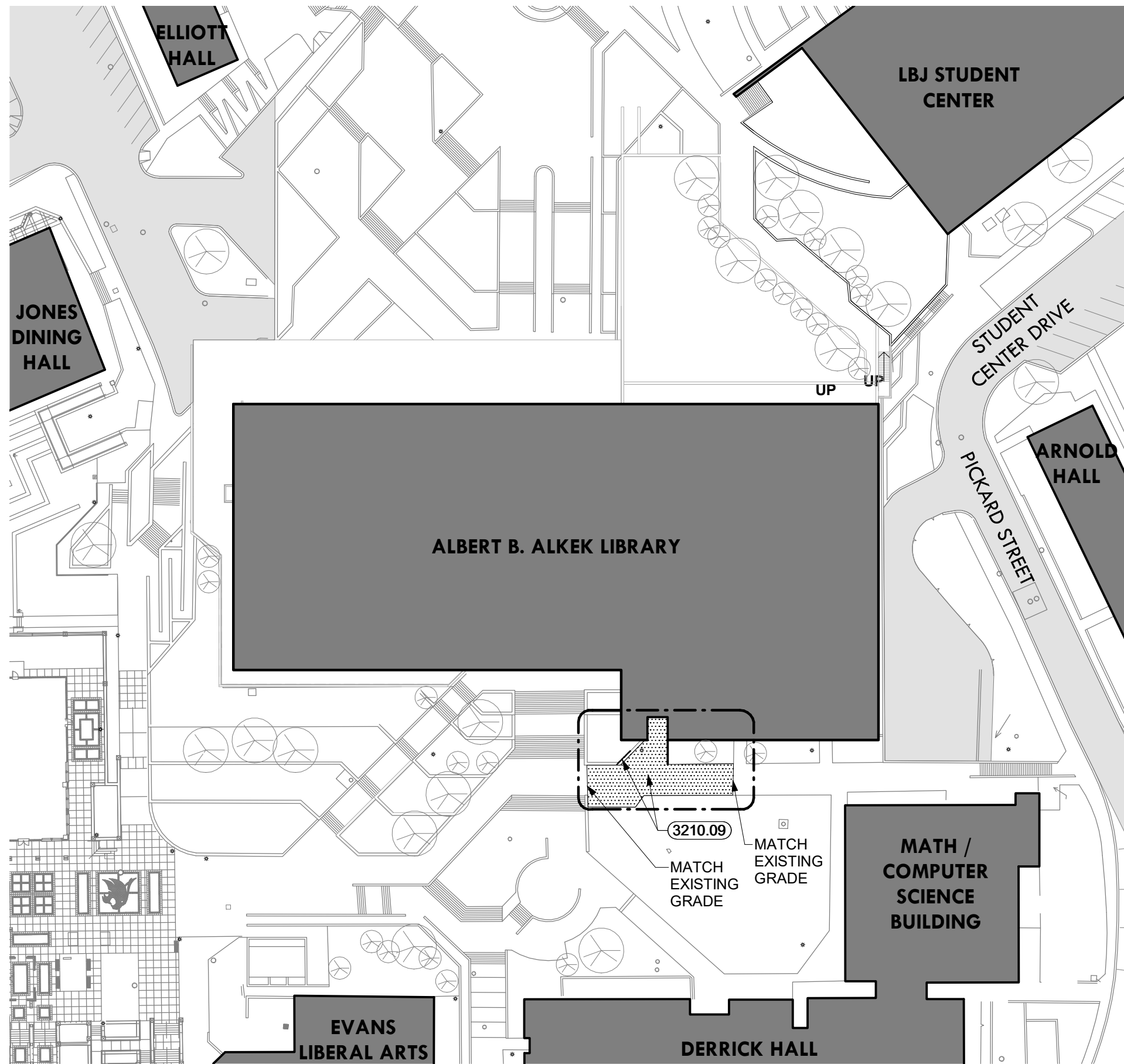
ENLARGED ARCHITECTURAL SITE PLAN

FLOOR PLANS

LEVEL ONE - FLOOR PLAN

LEVEL THREE - FLOOR PLAN

LEVEL FOUR - FLOOR PLAN



# KEYNOTES

3210.09

4" CONCRETE SIDEWALK WITH #3'S AT 18" O.C.E.W.

## SITE PLAN LEGEND

PATTERN	DESCRIPTION
	EXISTING TO BE DEMOLISHED
	EXISTING BUILDING
	EXISTING PAVING
	EXISTING BUILDING TO BE DEMOLISHED
	EXISTING TREE
	EXISTING SHRUB TO BE REMOVED



## ARCHITECTURAL SITE PLAN

DESIGN DEVELOPMENT  
1" = 60'-0"

## TEXAS STATE UNIVERSITY ALKEK LIBRARY LEARNING COMMONS

08/16/18







LEVEL 1- FLOOR PLAN

DESIGN DEVELOPMENT  
1" = 20'-0"

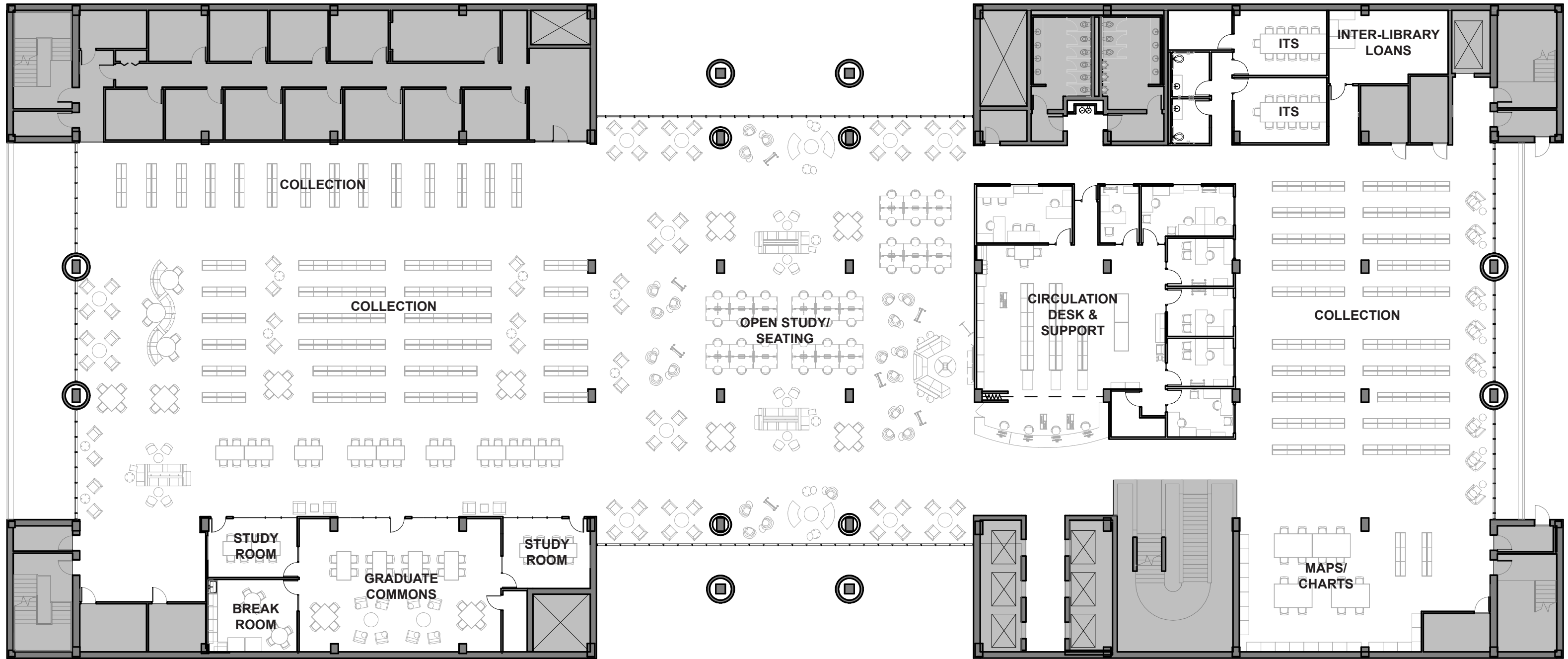
TEXAS STATE UNIVERSITY  
ALKEK LIBRARY LEARNING COMMONS

08/16/18

**HBM** ARCHITECTS  
INTERIOR DESIGNERS

**BROWN REYNOLDS WATFORD**  
ARCHITECTS  
3535 TRAVIS STREET  
SUITE 250  
DALLAS, TEXAS 75204  
214-528-8704  
WWW.BRWARCH.COM





LEVEL 3- FLOOR PLAN

DESIGN DEVELOPMENT  
1" = 20'-0"

TEXAS STATE UNIVERSITY  
ALKEK LIBRARY LEARNING COMMONS

08/16/18

**HBM** ARCHITECTS  
INTERIOR DESIGNERS

**BROWN REYNOLDS WATFORD ARCHITECTS**  
3535 TRAVIS STREET  
SUITE 250  
DALLAS, TEXAS 75204  
214-528-8704  
WWW.BRWARCH.COM



LEVEL 4- FLOOR PLAN

DESIGN DEVELOPMENT  
1" = 20'-0"

TEXAS STATE UNIVERSITY  
ALKEK LIBRARY LEARNING COMMONS

08/16/18





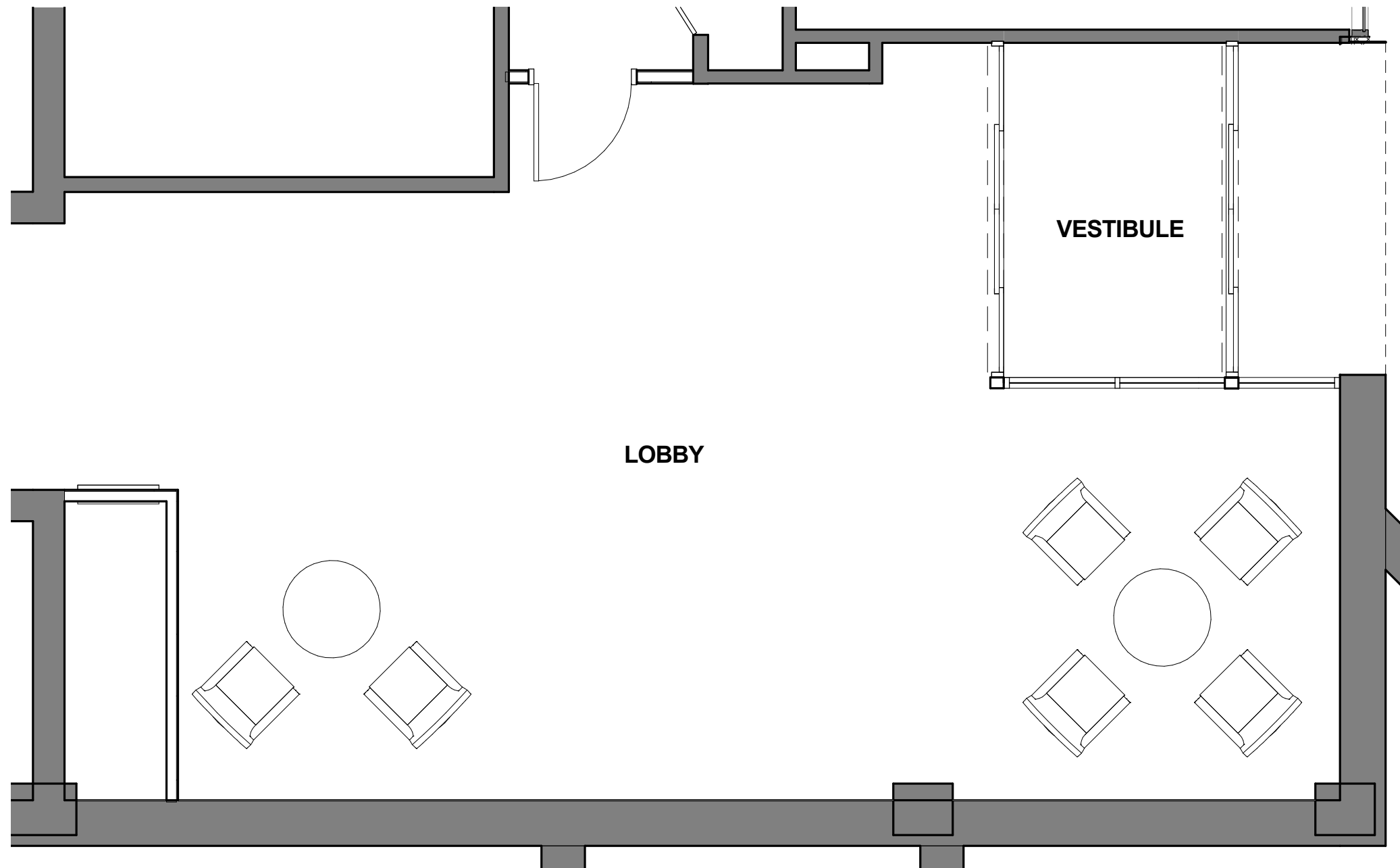




**TAB 3**  
**ENLARGED ARCHITECTURAL FLOOR PLANS**

ENLARGED PLANS

- LEVEL ONE – ENTRY
- LEVEL ONE – IT ASSISTANCE CENTER
- LEVEL ONE – X - REALITY CENTER
- LEVEL ONE – DIMENSIONAL EXPLORATION CENTER
- LEVEL ONE – CREATIVE MANUFACTURING CENTER
- LEVEL TWO – CAFÉ AREA
- LEVEL THREE – CIRCULATION DESK
- LEVEL THREE – GRADUATE COMMONS
- LEVEL FOUR – ACTIVE LEARNING LAB
- LEVEL FOUR – INSTRUCTION LAB
- LEVEL FOUR – INSTRUCTION LABS
- LEVEL FOUR – LIBRARY INSTRUCTION LAB



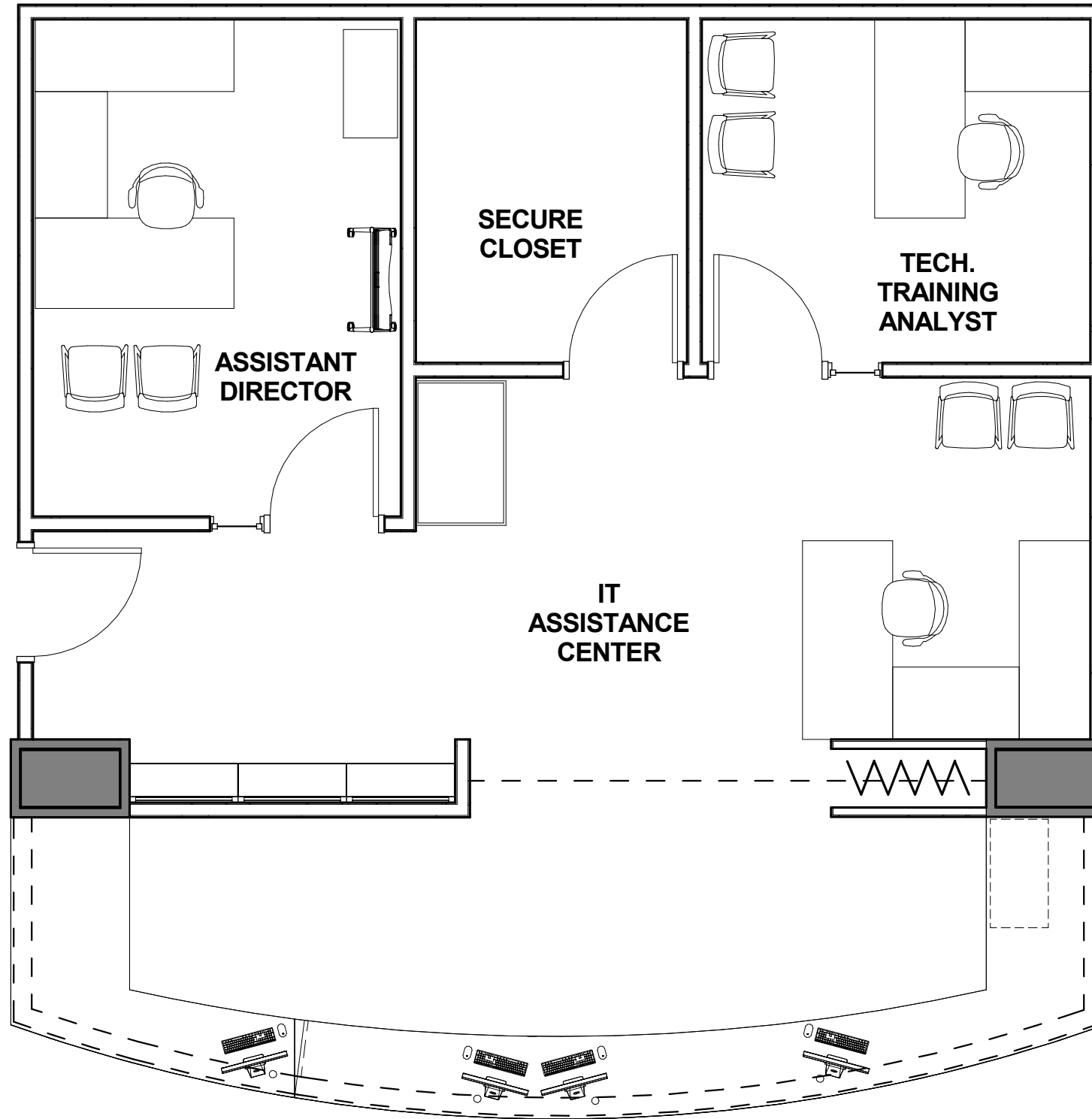
**LEVEL 1- ENTRY**

DESIGN DEVELOPMENT  
1/4" = 1'-0"

TEXAS STATE UNIVERSITY  
**ALKEK LIBRARY LEARNING COMMONS**

08/16/18





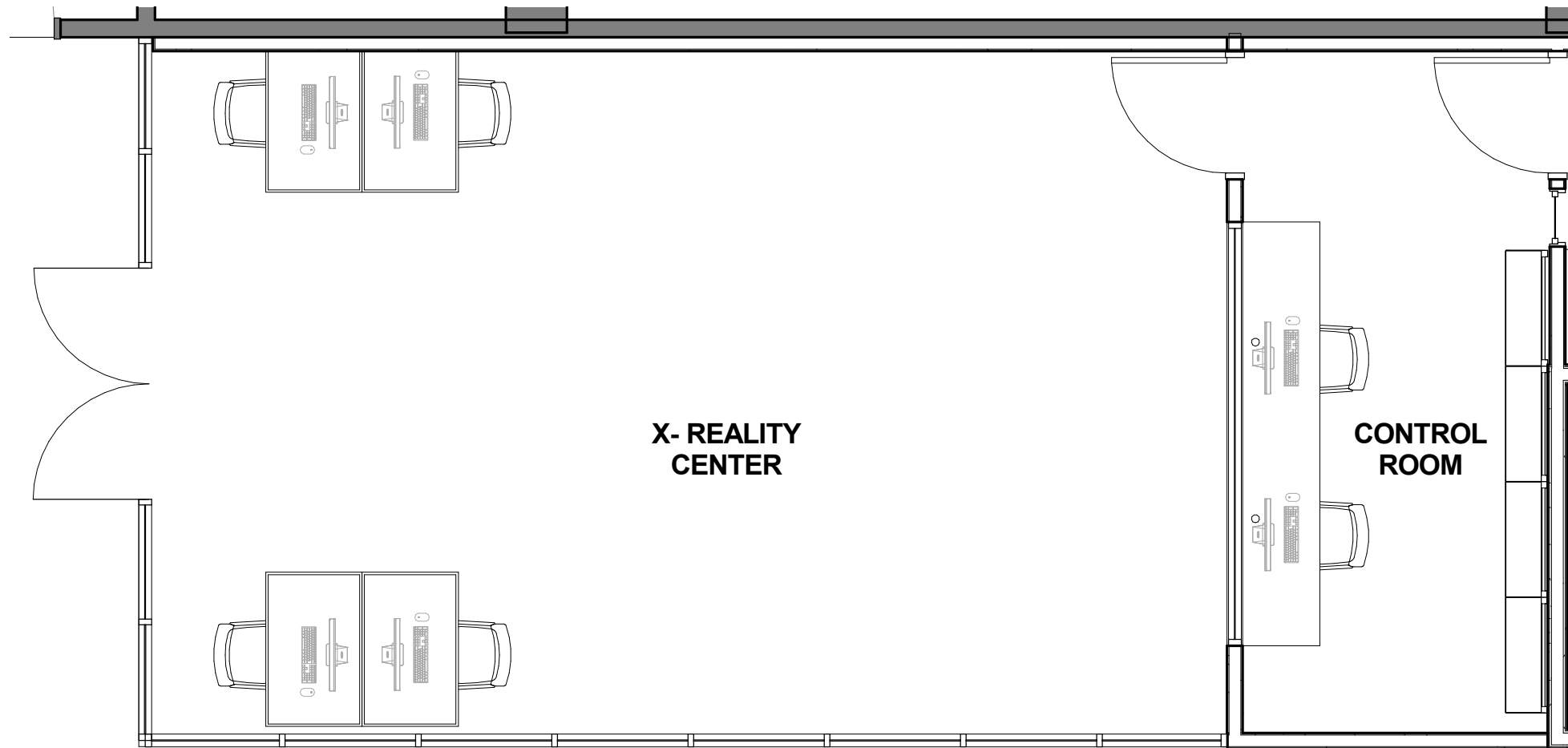
LEVEL 1- IT ASSISTANCE CENTER

DESIGN DEVELOPMENT  
1/4" = 1'-0"

TEXAS STATE UNIVERSITY  
ALKEK LIBRARY LEARNING COMMONS

08/16/18





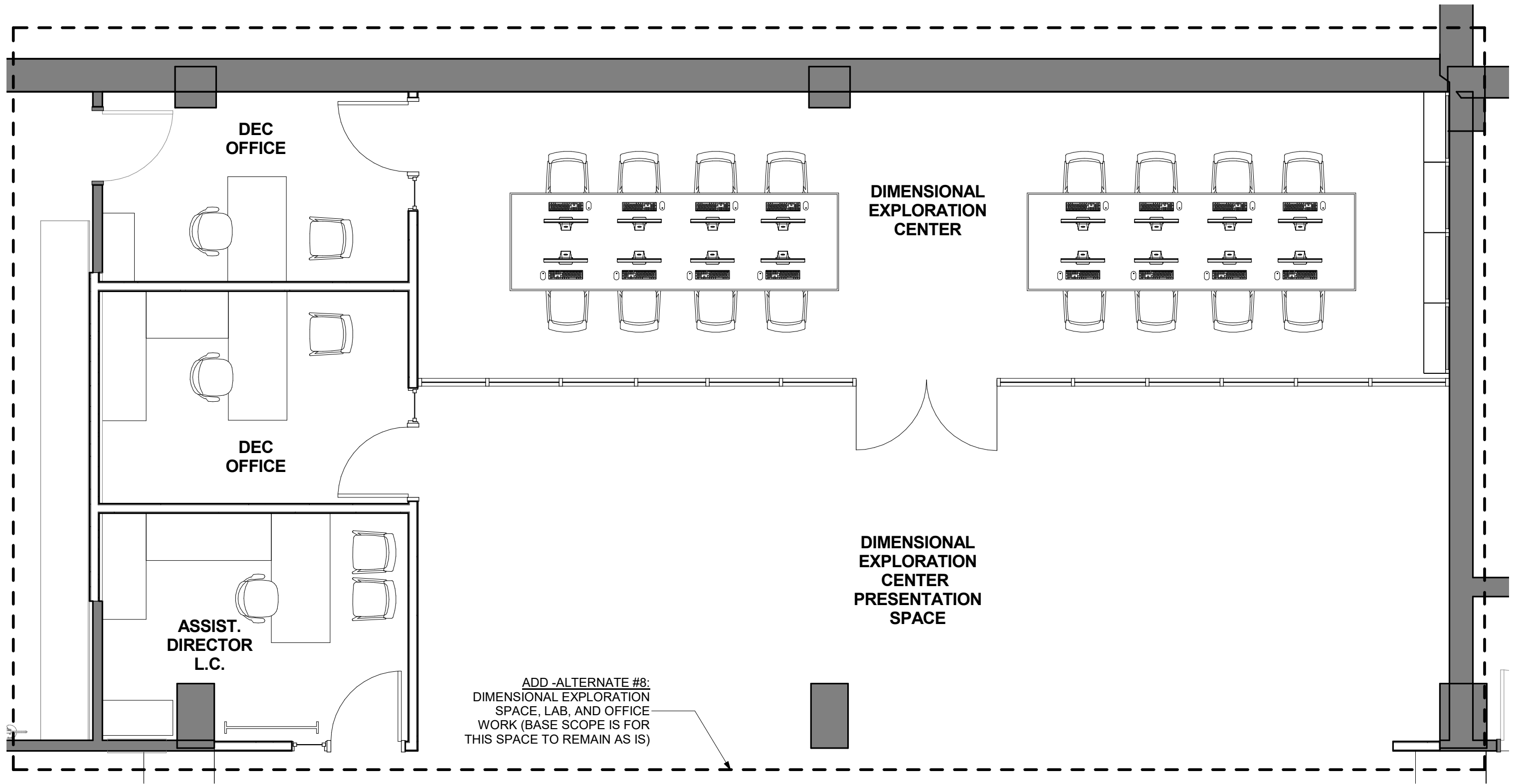
**LEVEL 1- X REALITY CENTER**

DESIGN DEVELOPMENT  
1/4" = 1'-0"

TEXAS STATE UNIVERSITY  
**ALKEK LIBRARY LEARNING COMMONS**

08/16/18





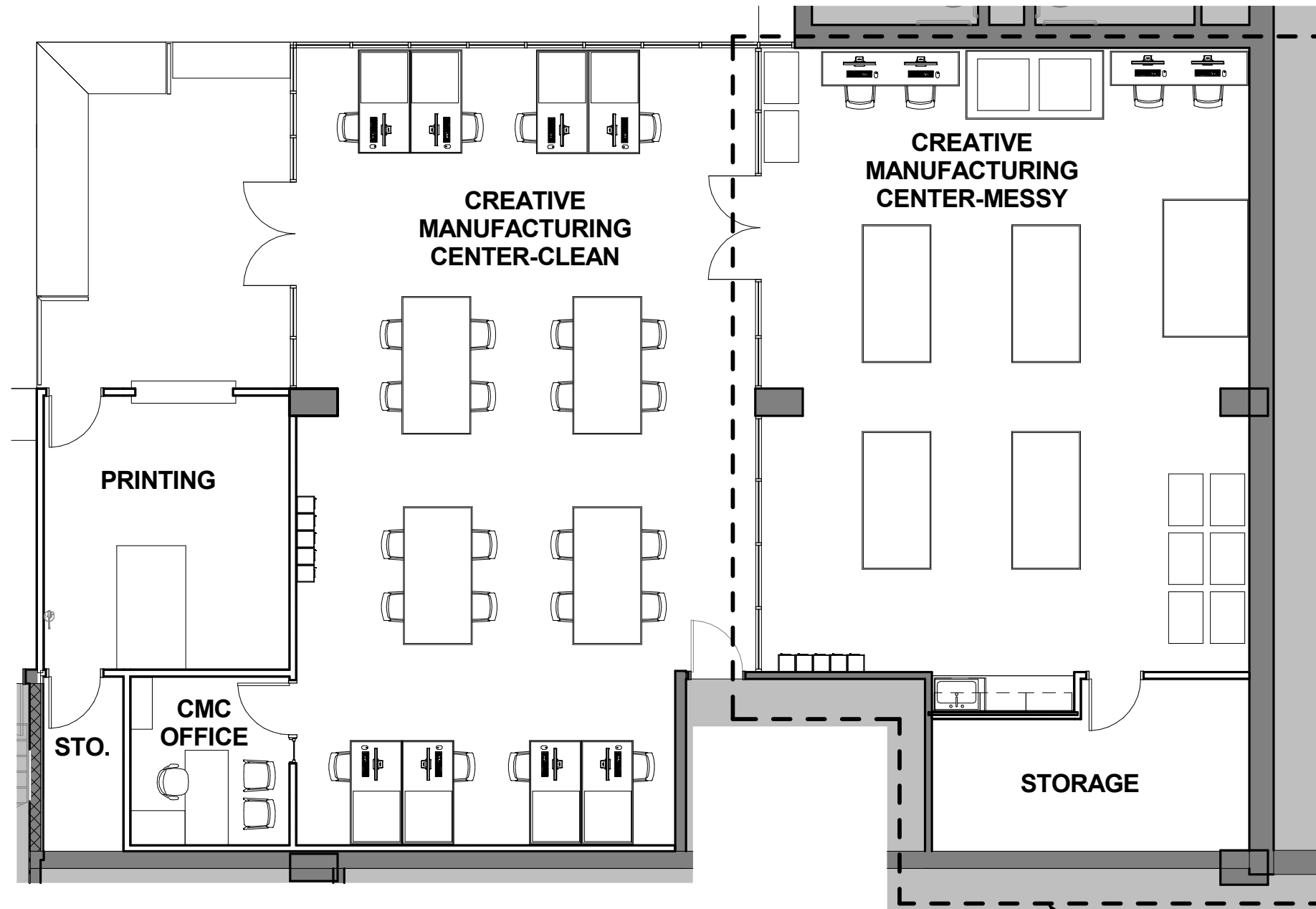
LEVEL 1- DIM. EXPLORATION CENTER

DESIGN DEVELOPMENT  
1/4" = 1'-0"

TEXAS STATE UNIVERSITY  
ALKEK LIBRARY LEARNING COMMONS

08/16/18





ADD -ALTERNATE #7: CMC MESSY FINISH OUT  
(BASE SCOPE IS FOR SHELL ONLY)



LEVEL 1- CREATIVE MANUF. CENTER

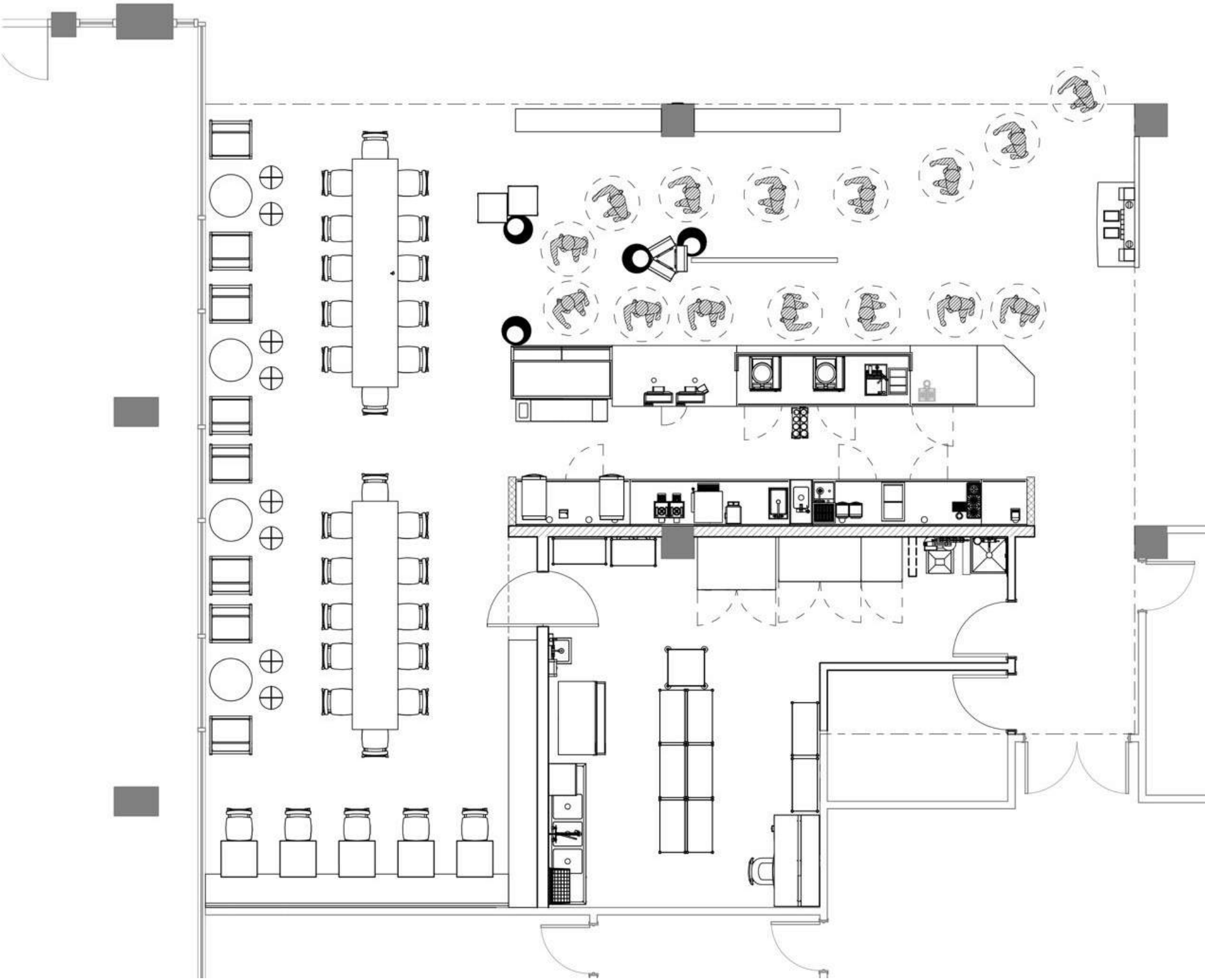
DESIGN DEVELOPMENT  
1/8" = 1'-0"

TEXAS STATE UNIVERSITY  
ALKEK LIBRARY LEARNING COMMONS

08/16/18







CASE STUDY – STARBUCKS PROTOTYPE FLOORPLAN AT THE UNIVERSITY OF SOUTH CAROLINA LIBRARY

CASE STUDY – STARBUCKS PROTOTYPE AT THE UNIVERSITY OF SOUTH CAROLINA LIBRARY

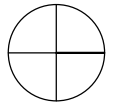
TEXAS STATE UNIVERSITY

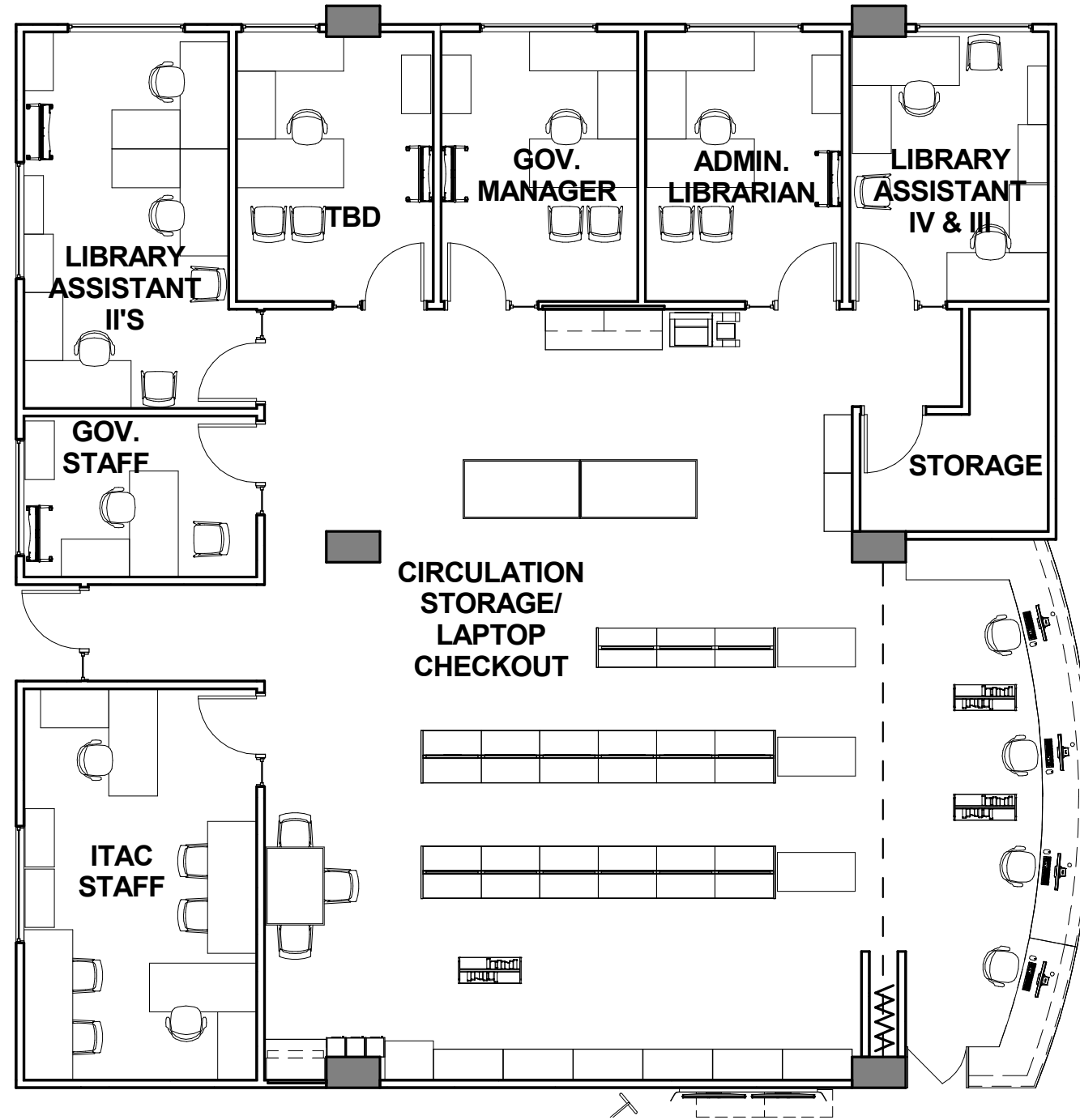
LEVEL 2 - CAFE AREA

ALKEK LIBRARY LEARNING COMMONS

DESIGN DEVELOPMENT PACKAGE

08/16/18





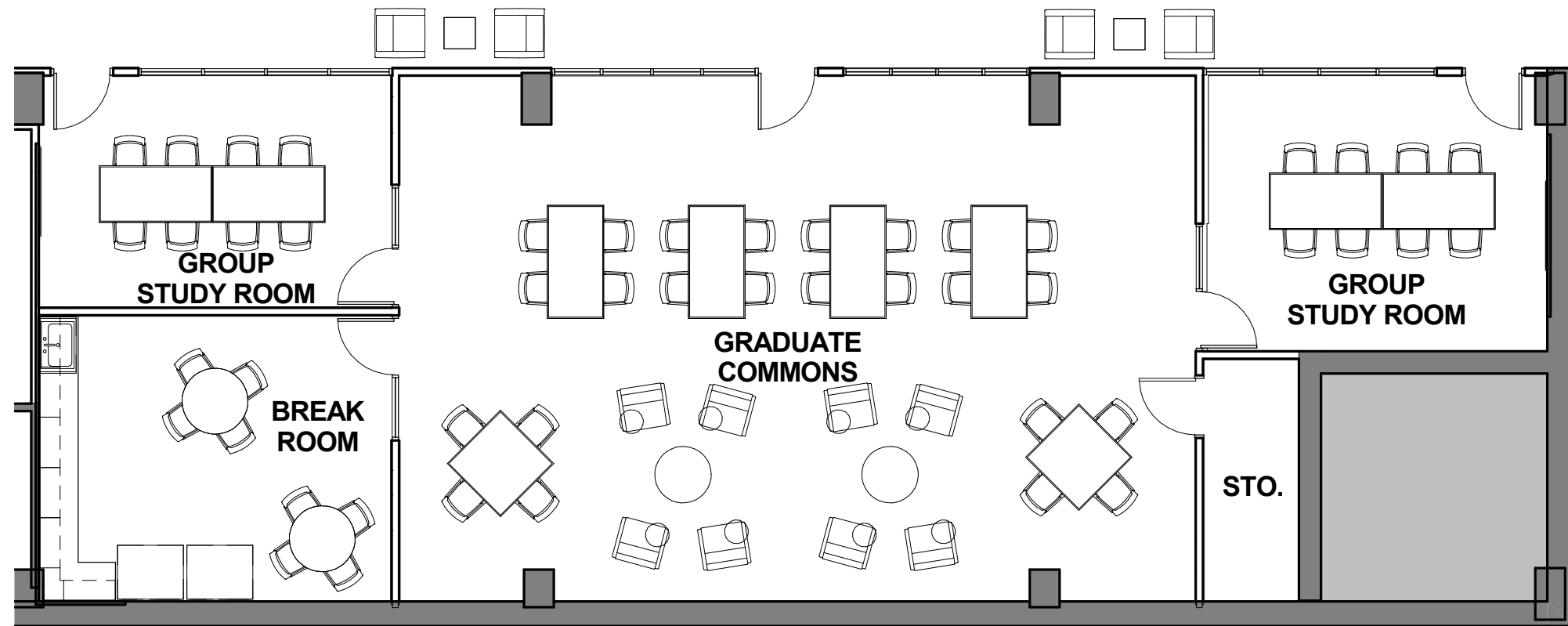
LEVEL 3- CIRCULATION DESK

DESIGN DEVELOPMENT  
1/8" = 1'-0"

TEXAS STATE UNIVERSITY  
ALKEK LIBRARY LEARNING COMMONS

08/16/18





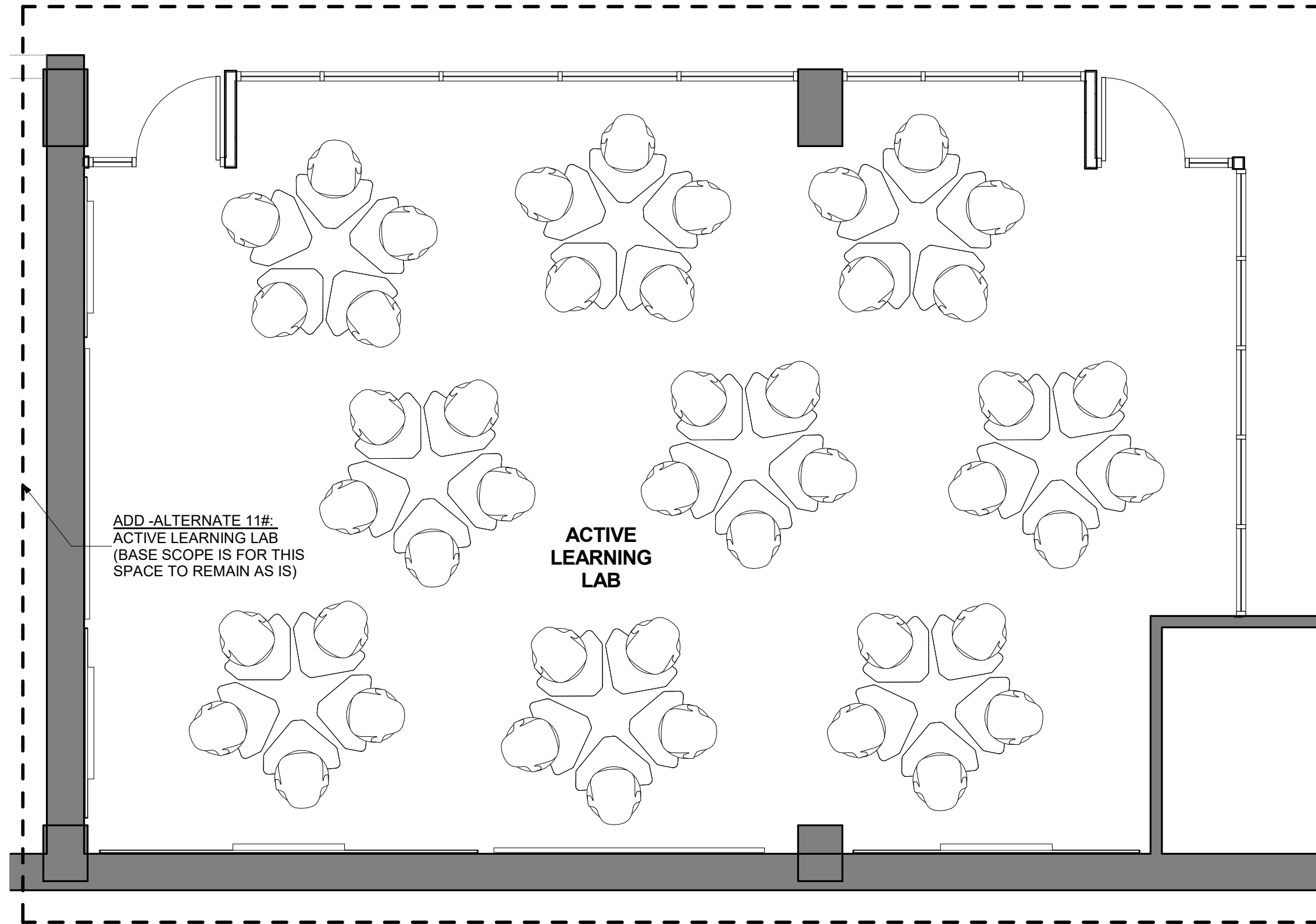
**LEVEL 3- GRADUATE COMMONS**

DESIGN DEVELOPMENT  
1/8" = 1'-0"

TEXAS STATE UNIVERSITY  
**ALKEK LIBRARY LEARNING COMMONS**

08/16/18





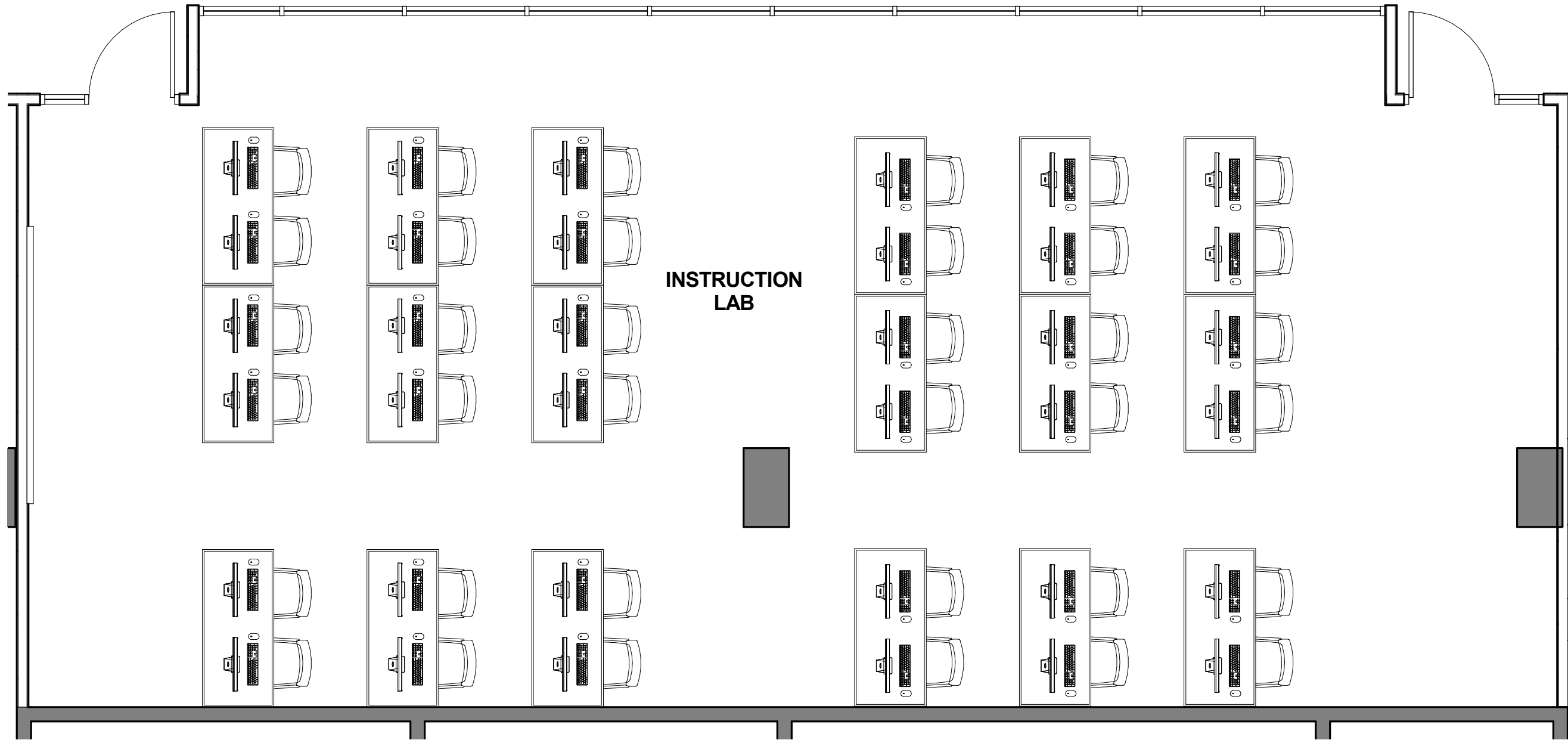
LEVEL 4- ACTIVE LEARNING LAB

DESIGN DEVELOPMENT  
1/4" = 1'-0"

TEXAS STATE UNIVERSITY  
ALKEK LIBRARY LEARNING COMMONS

08/16/18





INSTRUCTION  
LAB



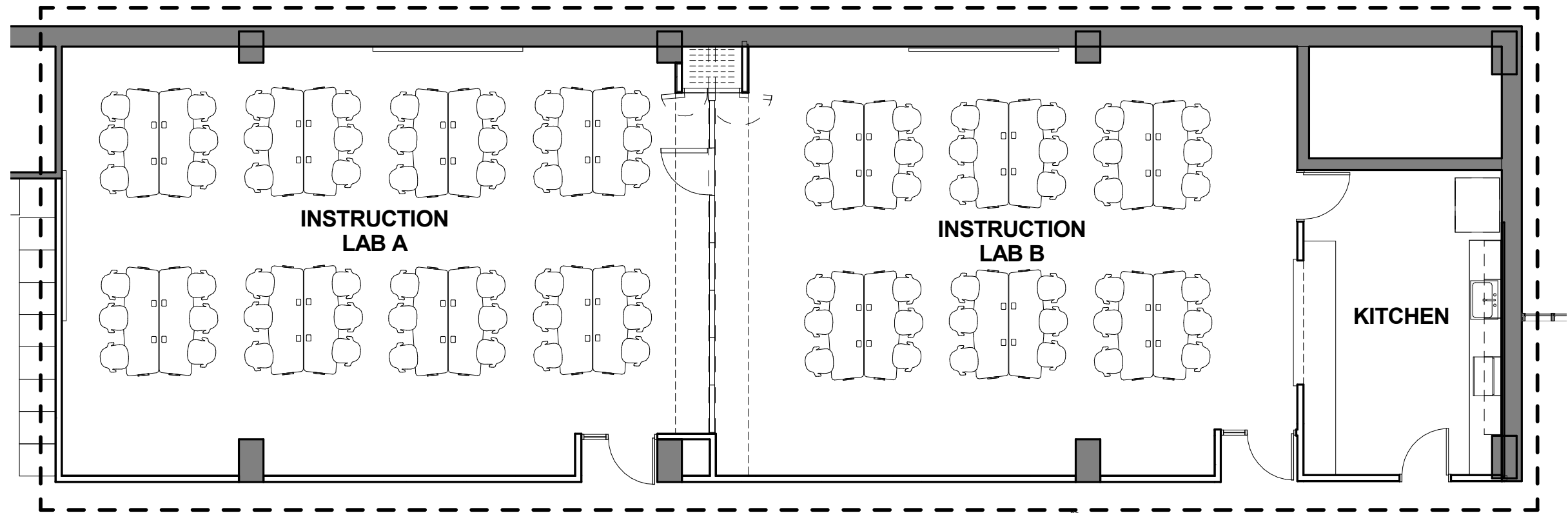
LEVEL 4- INSTRUCTION LAB

DESIGN DEVELOPMENT  
1/4" = 1'-0"

TEXAS STATE UNIVERSITY  
ALKEK LIBRARY LEARNING COMMONS

08/16/18





ADD -ALTERNATE #12:  
 INSTRUCTIONAL LAB  
 (BASE SCOPE IS FOR THIS  
 SPACE TO REMAIN AS IS)



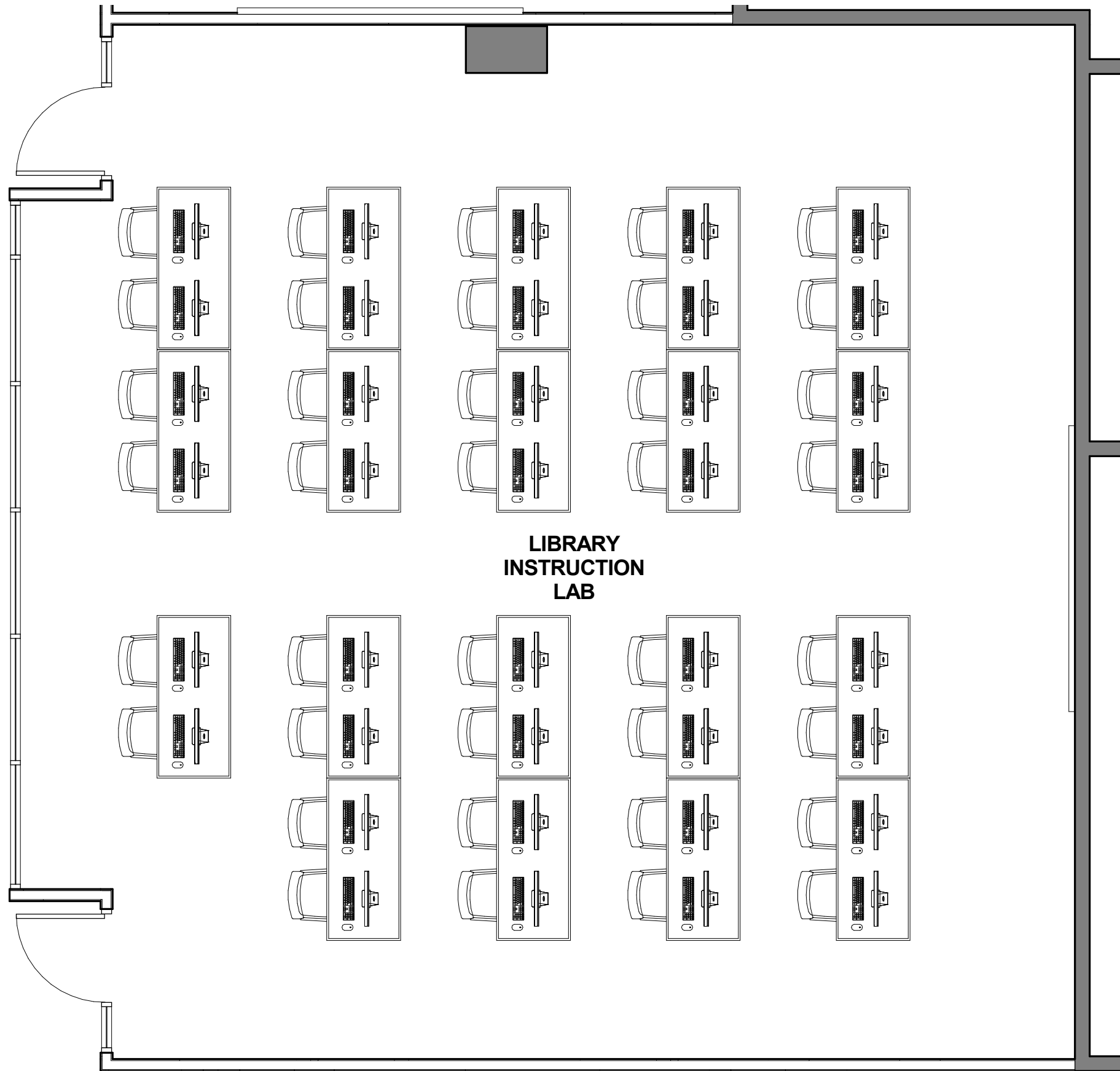
LEVEL 4- INSTRUCTION LABS

DESIGN DEVELOPMENT  
 1/8" = 1'-0"

TEXAS STATE UNIVERSITY  
 ALKEK LIBRARY LEARNING COMMONS

08/16/18





**LEVEL 4- LIBRARY INSTRUCTION LAB**

DESIGN DEVELOPMENT  
1/4" = 1'-0"

TEXAS STATE UNIVERSITY  
**ALKEK LIBRARY LEARNING COMMONS**

08/16/18











**TAB 4**  
**MAJOR BUILDING SYSTEMS NARRATIVES AND PROGRAM SCOPES**



## **ARCHITECTURAL BASIS OF DESIGN NARRATIVE**

Program of Requirements (POR) dated March 2017 (with new recommendations revising the POR for First Floor, Third Floor, and Fourth Floor from meeting on 1/11/2018)

This multi-phase interior renovation project consists of the major reconfiguration and redesign of library spaces spread over four floors of the Alkek Library. The resulting renovation of the Library is providing enhancements to spaces and services already provided, introducing new services and opportunities not currently offered, and is meeting today's students' expectations by incorporating current technological advancements in an active learning environment.

At the onset of the project the Design team was provided recommendations for the first, third, and fourth floors that reconsidered program elements of the original POR. Through meetings with the Library and project stakeholders, the project took shape in proposed design concepts and led to further reconsideration of some components of the original POR. The design development package incorporates the decisions resulting from these meetings and follow-up discussions.

### **1<sup>ST</sup> FLOOR – DIGITAL LITERACY:**

The first-floor renovation, themed Digital Literacy, shifts from the spaces of a typical academic library and focuses on content creation through the use of various technology types. The program focuses on three main centers: X-Reality, Creative Manufacturing, and Dimensional Exploration. With the speed of technology advancements, the spaces need to adapt, be flexible, and allow for growth. To maximize on flexibility, the majority of this space incorporates a low-profile raised access floor for power and data distribution. This allows for easy reconfiguration within the individual spaces and throughout the area. There are several spaces on this floor that require to be enclosed for either privacy, to contain noise, or to secure equipment. Glass storefront walls are incorporated to achieve the desired open floor plan and maintain sightlines throughout the space.

#### ***New Entry:***

The renovation of the first floor and the introduction of the new Centers will attract more students to the first floor. In order to streamline the traffic, and for convenience, a new entry is being constructed. This area has comfortable seating, and the opportunity for display to showcase the products that are being created on this floor.

To provide space for the new entrance, and to create a more cohesive space for the entire renovation, several rooms for Information Technologies Support (ITS) are being relocated to the fourth floor.

#### ***Information Technology Assistance Center (ITAC):***

The IT Assistance Center was not a part of the original POR, but with the anticipated popularity of the first floor renovation, and the technology based learning that is going to occur, it is evident that this is a great location for the ITAC Service Desk. Currently the ITAC Service Desk is in another building on campus and would benefit from being relocated to the Alkek Library. The support desk has a prominent location on the first floor to serve patrons. This department has two

offices, an open workspace, storage, and a service counter. There is also a small consultation room nearby for sensitive conversation between staff and patrons.

### ***Dimensional Exploration Center (DEC):***

The Dimensional Exploration Center deemed the “jewel of the first floor” is two spaces, a workspace and a presentation space. The presentation space is not a defined area, but is adjacent to the workspace and has moveable displays.

The workspace is an enclosed space with a glass demountable wall system. It has workstations with high-powered computers, and when the space is not being used for instruction, it is open to the students. The demountable wall system allows for future flexibility if the workspace need to increase in size, or the Center changes its program.

### ***X-Reality Center (XRC):***

The X-Reality Center is an enclosed space that has an open workspace with four workstations and houses equipment including: FLEX screens, 360 cameras, and acoustic curtains. There is a control room that oversees the Centers activities and a storage room. This space is also open to the students when the room is not being used for instruction.

### ***Creative Manufacturing Center (CMC):***

The Creative Manufacturing Center offers a variety of manufacturing types: additive, subtractive, and smart manufacturing. Due to the variety of equipment that the space offers, it has been divided into two rooms: one is the “clean” space that supports work with 3D printers, and the other is the “messy” space that supports work with laser cutters, CNC mills, sewing machines, etc. Both rooms are large open spaces with flexible furnishings.

### ***Support Spaces***

Intermingled between the three Centers are the interstitial spaces, or support spaces, for the Centers. Those spaces include a Print Shop that is enclosed and has a walk-up counter to assist students, a Graphic Design Studio and Digital Design Studio, which are both in the center of the open space. The Graphic Design studio is a combination of computer workstations and drafting tables, and the Digital Design Studio has computer workstations. There is also an enclosed Audio Visual Editing area with ten workstations, and two Sound Studio rooms used for sound recording to support the content created in the YouStar studios. The Alkek Library recently had the grand opening of a YouStar studio, located on this floor, and with the popularity and demand of the space, a second YouStar studio is added to the scope.

Currently, the space under the monumental stair that connects the first four floors of the library is a popular area for students to gather and study. The Library saw this as an opportunity to add an area for coding to the scope, the Coding Cave. This space requires some Americans with Disabilities Act (ADA) improvements to make the area directly under the stair compliant. This is an area that requires further conversation about the program requirements.

## **2<sup>nd</sup> FLOOR:**

Currently the second floor is the main entrance to the library and located directly at the entrance is the main circulation desk which is a long, fixed counter and contains an area for collection and support offices. This function is going to be relocated to the third floor and in its space a Starbucks is going to be constructed. A small service desk is being purchased by the Library.

## **3<sup>rd</sup> FLOOR – RESEARCH COMMONS:**

The third-floor renovation is themed the Research Commons. This floor contains all the collection, including the popular Juvenile collection, Textbook Curriculum Materials Center (TCMC) textbooks, current Periodicals, Graphic Novels, and CD/DVDs. The entire floor is being renovated except for the Research Instruction and Outreach (RIO) department, and their reference collection. Currently, the collection on this floor is on high shelving that blocks sightlines and natural light from reaching the center of the floor. The collection that remains on this floor after the renovation is going to be on low, 66-inch shelving. This shift in shelving height is going to dramatically change the nature of the space, creating a light filled plan that is more conducive to studying and learning. The Maps & Charts collection is located adjacent to the main stair and has large tables for students to use while working with the collection. The balance of the open space is for open seating that is zoned with the use of different furniture types to promote different styles of learning and studying.

The third floor now has the main circulation desk and its support functions located as soon as you enter the floor by stair or elevator. The area behind the service desk houses the Reserve & Secured Collection, as well as, field equipment and laptops that can be checked out. It also contains the Government Collection staff, their processing area, and the IT & Network Specialist workspace. The Inter-Library Loan department and two conference rooms for the IT Support staff area are also located on this floor.

The Graduate Commons is also located on the floor, and is going to be accessible only by card access. The graduate students have their own open study area, two large group study rooms, and a breakroom with a kitchenette.

With the increase of open space in the library, the third floor now requires two more toilet fixtures. Instead of renovating the existing gang restrooms, two single-use restrooms are going to be constructed adjacent to them, both being ADA accessible.

## **4<sup>th</sup> FLOOR - EDUCATION:**

The fourth floor is themed Education. The fourth floor is a partial renovation, the Student Learning Assistance Center (SLAC) tutoring lab is going to remain, along with the compact shelving. Level one currently has two model classrooms, and kitchenette, that are being relocated to the fourth with the renovation. There are two Instruction Labs, and one Active Learning Lab. The Library Instruction labs have been designed to accommodate one seating style with dedicated workstations. The Active Learning Lab has flexible furnishings that can support multiple styles of teaching. Playing off SLAC's zig-zag wall, there are two small presentation rooms that have a higher level of sound attenuation due to their proximity to the noisy tutoring space, and an ADA print room. The Microfilm/Microfiche collection from level three, is now located on level four.

The fourth floor houses a third Information Technologies Support (ITS) conference room and an Instructional Technology Research and Development room. This provides a space for the staff to build and test technology. This is visible from the large reading area.

The instruction spaces and offices are arranged around the perimeter of the floor plate to allow for maximum open area in the center of the space, and for flexibility of future phases. The center of the space has an open study area like the third floor, with a variety of furniture types to promote different studying types.

With the increase of open space in the library, the third floor now require two more toilet fixtures. Instead of renovating the existing gang restrooms, two single-use restrooms are going to be constructed adjacent to them, both being ADA accessible.



## **MECHANICAL / ELECTRICAL / PLUMBING BASIS OF DESIGN NARRATIVES**

### **MECHANICAL SYSTEMS**

#### **Codes and Standards**

All mechanical systems are designed consistent with the Texas State University Standards, ASHRAE Standards, and the requirements of the International Mechanical Code.

#### **Variable Air Volume Renovation**

All spaces are served by dual duct VAV boxes that are fed from existing Air Handling Units located in the basement of the building. The Scope of work for this project is limited to the low and medium pressure duct distribution systems at each space with no work required at the Air Handling Units.

Existing dual duct Variable Air Volume (VAV) boxes are being reutilized and rebalanced on the first, third, and fourth floors where feasible. Low pressure duct work down-stream of the existing VAV boxes is being modified / reconfigured to accommodate the new architectural layouts where possible.

New dual duct VAV boxes are scheduled for areas where it was not feasible to reuse existing units to serve the new spaces. All new VAV boxes are provided with Direct Digital Controls (DDC) and integrated into the campus Building Automation System (BAS).

The pneumatic controls associated with all dual duct VAV boxes on the first floor, including those not in the renovation area, are being replaced with Direct Digital Controls (DDC) and integrated into the campus BAS system.

### **ELECTRICAL SYSTEMS**

#### **BASIS OF DESIGN**

This section of the Basis of Design (BOD) document provides an overview of the proposed electrical system, equipment, materials, and associated design criteria for the Alkek Library Commons Renovation at the Texas State University, San Marcos campus.

#### **Codes and Standards**

The new electrical system will comply with the following codes and standards:

2012 International Building Code (IBC)  
2012 International Fire Code (IFC)  
2017 National Electrical Code (NEC)  
2015 NFPA 101 – Life Safety Code  
2015 IECC – International Energy Conservation Code (IECC)  
National Fire Protection Association (NFPA) Applicable Codes  
Illuminating Engineering Society of North America (IESNA) – Tenth Edition  
Texas State Construction Standards  
Codes shall include all recent amendments.

### **Normal Electrical Service**

The existing main switchboard is rated at 480/277 3ph, 4w at 4000A and is a Main – Tie - Main configuration and is adequately sized to accommodate this renovation.

### **Normal Power Service Design Criteria**

Design voltages for the building is as follows:

Motors 1 HP and larger	480V, 3-phase, 3-wire
Motors 3/4 HP and smaller	120V, 1-phase
Lighting	277V, 1-phase
Decorative lighting, as required	120V, 1-phase or 277V, 1-phase
Small miscellaneous power	120V, 1-phase

### **Normal Power Equipment Sizing Criteria**

The following values are used to calculate the power distribution system preliminary sizes as devices and equipment are laid out.

#### **Branch Circuit Load Calculations:**

<b>Load Type</b>	<b>Load</b>
Lighting	Actual installed wattage
Receptacles	180VA per duplex outlet
Special Outlets	Actual installed wattage
Motors	100% of motor wattage

#### **Demand Factors:**

<b>Load Type</b>	<b>Demand Factor</b>
Lighting	125% of total wattage
Receptacles	100% of the first 10 kVA plus 50% of loads over 10 kVA
Motors	125% of wattage of the largest motor plus 100% of wattage of all other motors

Voltage drop calculations is completed as the project design develops. Feeders and branch circuit conductors are sized to minimize voltage drop throughout the building. Feeders are sized to have a maximum voltage drop of 2% and branch circuits are sized to have a maximum voltage drop of 3%.

### **Emergency Electrical Service**

The existing emergency generator is rated at 900 kW. The existing Emergency Main Distribution Panel (EMDP) is rated at 480/277V with a 1200 amp main lug only rated bus and is adequately sized to accommodate this renovation

The following specific-room loads will have generator backup from the existing generator serving the LBJ Student Center (this list is expanded as the design is developed):

<b>Space Name</b>	<b>Loads</b>
General	Emergency lighting and exit signs
Other loads	shall be determined as design progresses

### **Conductors and Conduit**

Branch and feeder conductors shall be 600-Volt Type THHN/THWN stranded copper in conduit with a minimum size of #12 AWG for power and lighting.

The minimum conduit size shall be 3/4".

Rigid, galvanized, threaded conduit is used outdoors (above grade), and in hazardous locations, where subject to physical damage or corrosion, and in seal penetrations.

Electrical Metallic Tubing (EMT) with insulating bushings and/or insulated throat fittings and steel set screw fittings are used in interior partitions, above suspended ceilings and where installed exposed less than 8 feet above the floor level (and not subject to physical damage).

Metal clad cable whips no more than 6 feet long are used for final connections to light fixtures.

Connections to vibrating equipment is made with liquid-tight flexible metallic conduit.

A dedicated neutral conductor is provided for each new 277V and 120V phase conductor.

### **Underfloor modular power distribution**

10 circuit modular power zone boxes shall be utilized for power distribution under the raised floor system on level 1.

Dirt power access floor boxes shall be strategically located to support the design of the system.

Modular flexible cabling shall be utilized in the raised floor system.

The raised floor system shall be grounded in accordance with the NEC.

### **Grounding**

All equipment and non-current carrying metal parts of the electrical system shall be grounded in accordance with the NEC.

An equipment grounding conductor shall be routed with the circuit conductors for all feeders and branch circuits.

An equipment grounding conductor shall be routed with the circuit conductors for all feeders and branch circuits.

### **Wiring Devices**

General-purpose receptacles shall be 20 ampere, 125 volt, National Electrical Manufacturers Association (NEMA) 5-20R configuration, Heavy Duty- type, with stainless steel cover plates. General normal power receptacles are (color selected by architect), and emergency power receptacles is red in color. Feeders and Branch circuits shall be identified per specifications.

### **Lighting Systems**

Only interior spaces that are scheduled to be renovated in this phase of the project is provided with new lighting fixtures designed to enhance the aesthetics and to provide adequate illumination levels. Interior lighting fixtures will utilize an LED light sources.

LED fixtures shall utilize >82 Color Rendering Index (CRI) LEDs and electronic drivers. Dimming LED drivers is 0-10V type with a minimum dimming level of 10% light output.

All light sources shall match the campus standard color temperature of 3500 Kelvin. Where acrylic lenses are specified, they shall be 0.125 inches minimum thickness. All light fixtures shall be independently supported from structure.

#### Typical Building Lighting Load Densities

The maximum allowable per ASHRAE 90.1 2013 under the Building Method shall be used and is 1.19 W/SQ-FT.

## Lighting Levels

Lighting levels shall comply with Texas State University Construction Standards and the latest recommendations of the Illuminating Engineering Society of North America (IESNA). Work plane illumination for typical interior spaces is outlined below:

Auditoria	0-50 foot-candles
Computer Rooms	20-50 foot-candles
Classrooms	20-50 foot-candles
Whiteboard Illumination	60-70 foot-candles
Offices/Conference Rooms	20-50 foot-candles
Stairways and Corridors	20 foot-candles
Vestibules	10-15 foot-candles
Restrooms	20 foot-candles
Storage, Active	20 foot-candles
Housekeeping Areas	20 foot-candles
Mechanical/Electrical Rooms	30 foot-candles
Server/Technology Rooms	50 foot-candles
Public lobbies, atria	20 foot-candles

## **Emergency Lighting**

Emergency lighting is provided in corridors, stairs, classrooms, toilet rooms, conference rooms, in mechanical, communications and electrical rooms, and outside egress doors. An emergency lighting transfer relay is required for each switch-leg serving interior emergency lighting.

Maintained emergency lighting levels will not be less than 1 foot-candle average. The minimum emergency lighting level is 0.1 foot-candle, and the maximum-to-minimum foot-candle ratio will not exceed 40:1.

## **Lighting Control Systems**

In all renovated spaces a digital lighting control system shall be designed to meet the requirements of IECC 2015. Occupancy sensors shall be used to automatically turn off lighting – lights are automatically turned on to 50% lumen output per energy code.

Daylight harvesting is provided where required by the energy code. Occupancy sensors shall control lights in a stand-alone manner in all spaces.

Occupancy sensors or other automated lighting control systems will not be used in potentially hazardous spaces, such as electrical or mechanical rooms.

Local lighting controls shall be provided in all spaces. LED lighting in the various space types is zoned and multi-level switched as necessary to support the functional requirements of each space. Spaces with dimmable LED lighting will have manual 0-10V dimming control switch capabilities for a 10% minimum dimming level. Large gathering or presentation spaces will have low-voltage controls wired to the lighting control system. Whiteboard lighting in classrooms is separately controlled.

## **PLUMBING SYSTEMS**

### **General**

The plumbing system modifications is designed in compliance with the 2015 Uniform Plumbing Code and International Energy Conservation Code in compliance with the Texas State University Construction Standards, as well as the American Society of Plumbing Engineers (ASPE) Guidelines.

### **Plumbing Systems Description**

Domestic cold and hot water systems is piped to all new plumbing fixtures in the facility and will include backflow protection. Hose bibbs is provided in new restrooms and any new Mechanical Rooms. Domestic water systems will have a minimum working pressure of 125-psig. Indoor cold water piping is provided with elastomeric insulation. Indoor hot water piping is provided with fiberglass insulation with all-service jacketing and is sized in accordance with ASHRAE 90.1 guidelines.

Domestic water piping is provided with shutoff valves for isolation of piping sections for maintenance and repair. Valves Nominal Pipe Size (NPS) 2 and smaller is two-piece, full-port ball valves. Valves NPS 2-1/2 and larger is butterfly valves.

Sanitary waste and vent systems is piped to all plumbing fixtures in the facility. Floor drains in restroom areas and floor drains and floor sinks in mechanical rooms is served by automatic trap primers.

New domestic-water and sanitary waste and vent piping is connected to the existing system piping within the building.

### **Plumbing Piping**

New domestic cold and hot water piping around the new water heaters is type "L" copper water tube. Pipe NPS 2 and smaller will include wrought copper solder-joint fittings and soldered joints. Pipe NPS 2 1/2 and larger will include either soldered joints or press-fit joints. New piping is provided with fiberglass insulation with all-service-jacketing.

Underground waste and vent piping is service weight hub and spigot cast iron and is assembled with hubbed and gasketed fittings. Above ground waste, vent, stormwater, and stormwater-overflow piping is hubless, cast-iron soil pipe and fittings and is assembled with model Hi-Torq 125 couplings and coupled joints.

### **Plumbing Fixtures**

Plumbing fixtures is low consumption type where applicable. Water closets is floor-mounted white vitreous china with 1.28 Gallons Per Flush (GPF) flush valves. Urinals are wall hung, white vitreous china with 0.5 GPF or lower flush valves. Lavatories are white vitreous china, with 0.5 Gallon Per Minute (GPM) aerators on the faucets. Sinks in the general use portion of the building are 18-gauge stainless steel, with 1.5 GPM aerators on the faucets. Primary plumbing fixtures are the products of one manufacturer. Drinking fountains are duplex, high-low, 8 Gallon Per Hour (GPH) coolers for handicapped and regular use, will include bottle filling stations, and are provided with

a cane skirt where required. All new service sinks are floor mounted with wall mounted faucet with a pale hook and threaded ends. Floor drains in restrooms are minimum 3 inch.

### **Domestic Hot Water**

Domestic hot water is generated using new electric, storage-type water heaters located in the immediate vicinity of the new fixtures. In accordance with University Standards, no hot water is provided to public lavatories.

## **FIRE SUPPRESSION SYSTEM**

### **General**

The facility is currently provided with an automatic, wet-pipe fire-sprinkler system throughout. Modifications and additions to the existing fire-suppression systems is specified and is designed in compliance with NFPA 13 for the fire-sprinkler system, NFPA 72 for any new flow and tamper switches, NFPA 101 (2015 Ed.) for overall system requirements, and Texas State University Construction Standards.

A fully automatic, wet fire-sprinkler system is maintained throughout all renovated portions of the existing building.

Jose I. Guerra, Inc have designed and specified fire-suppression system modifications by which complete system modifications can be planned and installed by the Fire-Suppression Contractor, in accordance with Texas law. Guerra is specifying in the Contract Documents the applicable prescriptive codes and standards; the occupancy or hazard classifications for each space; the function, performance, and operation of the systems and system components; any requirements desired above the specified minimum code or standard; and the desired location of major equipment and any other aesthetic criteria.

### **Sprinkler System Design Criteria**

Fire sprinkler piping, valves, fittings, and sprinklers are rated for a minimum working pressure of 175-psig.

Sprinkler coverage for Light Hazard occupancies are provided at 0.10 GPM/SF over the most remote 1,500 SF at a minimum. Spaces with a Light Hazard occupancy classification include new assembly areas, offices, bathrooms, corridors, and similar spaces.

Sprinkler coverage for Ordinary Hazard Group 1 occupancies are provided at 0.15 GPM/SF over the most remote 1,500 SF at a minimum. Spaces with an Ordinary Hazard Group 1 occupancy classification include storage, electrical, and mechanical rooms and closets, machinery rooms, and similar spaces.

Sprinkler type and spacing is in strict conformance with NFPA 13 and their approved listing.

An updated fire-pump or fire-hydrant flow test is performed. The system layout will then be provided by the fire sprinkler contractor and verified with hydraulically calculations, to be submitted for review and approval by the engineer.

### **Fire-Suppression Piping**

Fire-sprinkler piping throughout the building is welded or seamless black steel. Mains and cross-mains are groove Schedule 40 with ductile or malleable iron fittings and standard weight mechanical couplings. Fire-sprinkler branch piping is Schedule 40 threaded type with standard gray iron fittings. New black steel pipe is internally coated and warranted by the manufacturer to resist the effects of Microbiologically Influenced Corrosion (MIC).

### **Sprinklers**

Sprinkler heads are new, automatic-type, and quick-response. They are upright, recessed pendent, or sidewall, and will have appropriate temperature ratings, as required to meet the conditions of each space.

### **System Acceptance**

Prior to system acceptance, the system is hydrostatically tested at the greater of 50 PSI above the working pressure or 250 PSI and will maintain that pressure without loss for two hours.

## **FIRE ALARM SYSTEM**

### **General**

The facility is currently provided with an automatic and manually activated in-building fire emergency voice/alarm communication system. System modifications are specified and designed in compliance with NFPA 101, NFPA 72, NFPA 70 Article 760, and Texas State University Construction Standards.

Jose I. Guerra, Inc. has designed and specified modifications and expansions to the fire-alarm system by which the complete system modifications is planned and installed by the Fire Alarm Contractor, in accordance with Texas law. Guerra will specify in the Contract Documents the applicable prescriptive codes and standards; the occupancy for each space; the function, performance, and operation of the systems and system components; a basis-of-design layout for initiating and notification devices; and any requirements desired above the specified minimum code or standard.

The scope of work includes new ceiling-mounted notification devices throughout all spaces receiving new ceilings or walls, and where new walls affect the coverage of existing devices in the adjacent spaces. Smoke detectors shall be provided throughout all corridors and spaces not regularly occupied. In rooms where microwaves are present, heat detectors are provided. Where new Remote Power Supplies (RPS) cabinets are required to support new Notification Appliance Circuit (NAC) circuits, a spot-type photoelectric smoke detector shall be provided at the ceiling above the panel.

New devices shall be connected to the existing NAC, Speaker Circuit, or Signaling Line Circuit (SLC) as required. The Contractor shall be required to perform new battery and voltage drop calculations for the new device layout and shall provide new batteries or additional RPS cabinets as required to maintain 20% spare capacity in the system. New pathways are Class A for



Signaling Line Circuits (SLC) and Class B for Notification Appliance Circuits (NAC) and Initiation Device Circuits (IDC).

The system will include intelligibility at classrooms, offices with more than 1 occupant, corridors, public restrooms, lobbies, break-rooms, and other public areas.

## **TECHNOLOGY INFRASTRUCTURE**

### **OVERVIEW**

The Telecommunications program for Texas State University Albert B. Alkek Library Learning Commons is defined by current Texas State University Construction Standards, industry standards, and best practices for the design and specification of the technology distribution system. The goal of the design is to provide a modern, redundant and scalable infrastructure that allows for future modifications with minimal impact to the existing systems.

The Network Infrastructure consists of:

- Outdoor/interior Wireless infrastructure
- The physical Infrastructure
- Telecommunications Spaces
- Horizontal Distribution
- Telecommunications grounding and bonding system

### **THE PHYSICAL INFRASTRUCTURE**

The structured cabling system to support the renovation of Alkek Library Learning Commons utilizes new telecom rooms recently built out for data connectivity. The design complies with Texas State University Construction Standards as well as the most current ratified TIA, IEEE, ANSI, NEC and other applicable industry standards. Pathways consist of cable tray, slots/sleeves, conduits and ladder racks. The pathways are sized to accommodate future growth.

Other features that are incorporated into the design of the pathways and spaces to support the data network are (1) flexibility; (2) the ease with which systems can be modified and migrated to new platforms, (3) accessibility; (4) pathways and spare capacity. The pathways and spaces are designed to accommodate adding cabling for AV and Security systems.

### **HORIZONTAL DISTRIBUTION**

The horizontal distribution consists of a Category 6 cable capable of supporting 1000BASE-T Ethernet. Category 6 is the choice for horizontal cable runs serving Wireless Access Points (WAPs). The voice services utilize a Voice over Internet Protocol (VoIP) system, and therefore be distributed through the University's standard data network switches. The maximum horizontal cable length of the cable from the termination point to the outlet is 295 electrical feet. Staff areas require a cabled network connection for each user.

### **WIRELESS**

Building interior wireless is based on current Texas State IT requirements utilizing a Category 6 cable. Design considerations include technological and business considerations, aesthetic and environmental conditions and accessibility. Wireless infrastructure designed to provide 100% coverage in Labs, Study spaces, Studios, Collections, circulations spaces, cafe, staff areas, and classrooms.

## **OUTDOOR WIRELESS**

Wireless connectivity to be provided for student access directly in front of the Café at the ground floor gathering area.

## **TELECOMMUNICATIONS ROOMS (TR)**

The Telecommunication Room is an enclosed architectural space for housing telecommunications equipment, cable terminations and cross-connect cabling. The existing Telecom Rooms provide a connection point between backbone and horizontal infrastructures. In addition to housing voice/data terminations and equipment, the TR design incorporates other building needs such as Security, AV systems, and future growth.

The recently renovated Alkek Telecom Rooms will include:

- One (1) 19" wide equipment rack to house backbone fiber, wireless access point (WAP) connections, building automation system connections and cable management.
- One (1) 19" wide equipment rack to house horizontal work area data connections and cable management.
- 110 blocks mounted on wall fields to support specified voice circuits
- Wall space for Security data gathering panels and power distribution.
- Horizontal ladder racks on the perimeter of the room and across the row of equipment racks.
- Vertical wire managers between equipment racks.
- Telecommunications grounding buss bars (TGB).

TR architectural requirements:

- The TR room houses equipment for the Security, AV systems, and facility maintenance systems with a minimum size of 12' x 10'.
- The finished floor to ceiling height should be a minimum of ten feet to allow for the addition of over-head ladder type cable tray as well as provide clearances for mechanical and electrical systems.
- A suspended ceiling will not be installed in the TR's.
- The access-controlled entrance door to these areas swing out of the room.
- A minimum of three walls of the TR is covered from one-foot AFF to nine feet AFF with ¾ inch AC grade plywood painted on all sides with two coats of light color fire resistant paint.
- All walls to be floor to deck with no lay-in ceiling.
- The lighting level for the area shall be a minimum of 500 lux measured at three feet AFF and the finished floor surface shall have anti-static properties. Lighting to be provided above front and rear of racks.
- The TR should be centrally located in the area served because the cables extended from the floor serving TR room cannot exceed a specific maximum distance.
- TIA-568 standard iterates the maximum distance the Category 6 unshielded twisted pair (UTP) cables can extend to an information outlet from the termination port in the TR as 295'.

- The room shall be free of water pipes not directly required in support of the equipment within the room.
- It is recommended that a device to monitor the environment and provide a network accessible image of the area be included in the TR.

TR electrical requirements:

- The Telecommunications Rooms (TR) shall have two non-switched 20A, 120VAC duplex convenience outlets on each perimeter wall at standard outlet height.
- The convenience outlets as well as the switched lighting circuits shall not be on the same circuit breakers used to power any equipment in the TR.
- The 120VAC power for the convenience outlets shall not be derived from the breakers used to power the communications equipment.
- The three wire AC power circuits for the communications equipment should be connected to a panel that is on the stand-by electrical system, be on separate circuit breakers and be TVSS protected.
- Each equipment rack shall have a dedicated NEMA receptacles mounted at overhead ladder rack, placed at the rear of the relay racks, facing down.
- The telecommunication bonding and grounding infrastructure shall be made available in each TR.

TR mechanical requirements:

- The TR must have adequate ventilation and be environmentally controlled 24 hours per day seven days per week.
- The thermostat to control the TR room environment shall be dedicated for the area and be located within the TR room.
- The TR room shall maintain a positive pressure with a minimum of one air change per hour and have a cooling system capable of maintaining a constant temperature between 64° F and 75° F with a relative humidity between 30 percent and 55 percent (measured at 5 feet AFF).
- No liquids other than those necessary for the operation of the TR shall be plumbed through the TR area.
- Additionally, no building drain system piping shall pass through the TR area.
- Recommendations for the fire suppression system in the TR include inert gas with specialized smoke and heat detection.
- If water type sprinkler system is required per local code it is recommended that the system be a pre-action type system.

## **GROUNDING SYSTEM**

The system includes a bonding conductor installed from the existing main telecommunications ground buss bar (TMGB), located in the main communications room, to the building's electrical service entrance bonding point. From the TMGB, a bonding backbone conductor to be installed, un-spliced, from the TMGB to each floor serving telecommunications room where it is bonded to the respective room's ground buss bar (TGB). The grounding and bonding system in the telecommunications room extends from the TGB to the hardware, equipment racks, and ladder racks with a minimum of #6 AWG stranded copper conductor. It is recommended that bonding at

all main points be affected with exothermic welds and to test to less than or equal to .01 Ohms. This grounding system to be designed to comply with the NEC Code and TIA standards.

## **AUDIO VISUAL INFRASTRUCTURE REQUIREMENTS**

### **Infrastructure**

Infrastructure is part of the building installed facilities. A/V infrastructure refers to the necessary base building installation such as power outlets, conduit, junction boxes, screens, etc., needed to make a room functional with regards to audiovisual and supporting telecommunication services. Infrastructure items are not necessarily part of the A/V specifications. They are specified by the architectural and engineering design team, and furnished and installed by the general contractor and sub-contractors as part of the base building. Infrastructure items are not included in the A/V contractor's scope of work.

The A/E team provided special consideration to lighting, mechanical, electrical, structural, architectural, interior and other technology system designs to provide optimal environmental conditions for A/V systems. Specific infrastructure considerations are detailed below:

#### **Lighting**

- Special considerations are given to determine how to balance the control of ambient light—both direct and indirect—with the stated desire for rooms with glass walls and natural light. Targeted light level values should be defined in measurable units to enable to determine appropriate brightness for projectors.
- Pendant-type lighting included in A/V spaces with front projection have been carefully coordinated to eliminate conflicts with the projectors' light paths.

#### **Mechanical**

- Rooms and closets designed to support A/V equipment racks include cold supply air from the building's HVAC system to maintain proper operating temperature of all A/V electronics, and may require return air paths as well.
- Plenum ceiling spaces above ceiling mounted projectors are clear from finished ceiling to deck.

#### **Electrical**

- A/V and IT pathways shall be part of the electrical building scope.
- A/V infrastructure uses a shared technology cable tray designed throughout the facility, which is installed by the electrical contractor. Since cables from other disciplines are expected to also be present in the tray, separation from AV cables is necessary to prevent interference with intended signals.
- All spaces that require A/V conduit (not trays) to have a large centralized wall-mounted A/V pull box above finished ceiling in an accessible location. This infrastructure to be provided by the electrical contractor.
- Centralized A/V pull box to have conduits out to technology cable tray.
- Technical power for A/V equipment should be provided by the electrical contractor, including individual branch circuits and dedicated A/V panels.
- Floor boxes should be included as standard supporting infrastructure for floor mounted interfaces. Due to advantages gained by leveraging their size, floor boxes, should be given primary consideration over poke-thrus in all spaces where signal connectivity through the floor. Specifically, floor boxes are available in dimensions that permit a greater number of gangs than is available in even the largest poke-thrus, allowing more robust support for AV, voice/data and power connections in a single unit. Floor boxes

also provide space for larger connectors typically used in AV applications both in front of and behind mounted connector plates while allowing floor box covers to remain closed with only a small opening providing entry/egress for cables. Floor box depth should be at least six inches to provide appropriate space for connectors.

#### Structural

- Building vibration is detrimental to the quality of projected images and video captured by cameras. Mechanical building designs should include measures to limit such effects.
- Blocking should be included as a support system for wall-mounted A/V equipment including: projection screens, flat panel displays, monitors, video cameras, loudspeakers, and small equipment racks.

#### Architectural

- A/V-enabled room dimensions that exceed a 2:1 ratio of width to height or height to width may introduce challenges to media viewing and should be avoided where possible.
- Seating design should consider optimal sightlines for viewing images on projection screens and flat panel displays, and should not include positions that exceed 45 degrees horizontally off the display's center axis. Best practices would limit vertical viewing angles to 30 degrees.
- Certain A/V enabled rooms require the support of full-size equipment racks which require 36 inches of front and rear access.
- AV requirements should be considered when setting appropriate finished space heights. Room depths are a major factor in determining appropriate screen sizes, because screen heights are sized to ensure the viewing of displayed information by those furthest from the screen—often referred to as the “least favored viewer”. For typical conference spaces or classrooms the bottom of a projected image should not display below 48 inches above finished floor to minimize the possibility of blocking the view from a meeting participant seated in front of another. In other larger room types it may be higher. These factors combine to determine the most appropriate minimum height for a finished ceiling to permit the most appropriate AV design to be included.

#### Interiors

- Light reflectivity at the floor and horizontal furniture surfaces and busy or detailed floor patterns may adversely affect video captured for distance learning and videoconferencing. Coordination among interior design team should consider minimizing such design features.
- Floor boxes may be provided beneath tables, lecterns, and other locations in presentation spaces. Coordination between these devices and furniture is important to maintain accessibility to these cable paths and connectors.
- Millwork with A/V equipment requires proper sizing, ventilation (including either active or passive), access and cable management. Sliding and rotating equipment racks can be used in millwork without rear access.
- Furniture with A/V interfaces such as touch panels, source inputs, and wired microphones should be coordinated to match finishes and accessibility that meets user needs.

#### Specific characteristics of A/V infrastructure include:

- Industry standard AV back boxes to support video wall and Flat panel display locations, structural mounting, and pathways for combined services of power/telecommunications/AV connectivity.
- Projection screens and their associated structural mounting.
- Video projector mounting components including vibration resistant structural mounts and extension columns.

- Conduit feeds to/from all input/output devices to a localized pull-box in areas with exposed ceiling.
  - From each localized pull-box, conduits are required to support AV cabling back to the location where the AV equipment is located.

## EQUIPMENT

Equipment refers to particular A/V devices which have specific costs and capabilities associated with them. Equipment can be thought of as furniture, projectors, racks, etc. Cabling is also considered part of the equipment package because selection of specific A/V system elements govern which type of cable is used (i.e. coaxial, twisted pair, etc.).

Specific characteristics of A/V equipment to be considered as a part of the design as detailed below:

- Wide aspect ratio native resolution video projectors and flat panel displays are to be specified
- A control system is specified for each space with A/V elements. This system may or may not be network based depending on system requirements.
- A/V systems in this facility are self-contained with equipment residing in lecterns or in-room racks.
- Owner furnished digital sources are supported both wired and wirelessly.
- Audio to be reinforced as needed with all ADA requirements for assistive listening being met

The Audio Visual infrastructure and Active Systems for Alkek Library Learning Commons is based upon Texas State University Construction Standards.

## ELECTRONIC SECURITY REQUIREMENTS

### GENERAL DESCRIPTION

Alkek Library Learning Commons to have electronic security systems including, but not limited to, access control, intrusion detection, duress call, and surveillance. This document provides a summary of the electronic security systems to be used. Electronic security systems adhere to current Texas State University Construction Standards and be consistent with UPD (University Police Department), Access Services and Owner's Security Representative requirements, practices, policies and procedures. The electronic security system design is also based upon Owner and end-user preference and direction.

### ELECTRONIC SECURITY SYSTEM DESCRIPTION

**Electronic Access Control:** This system consists of an electrical/mechanical door locking system that uses an access card as the access credential. The system includes an electric door-locking mechanism, card reader located adjacent the door, door status sensor, door prop alarm and a request to exit device. Typical system configuration is card or schedule-controlled entry with free exiting. All controlled doors shall have a keyed, mechanical override.

**Duress Button:** These buttons, also known as panic buttons, shall be provided as per UPD recommendation, and as coordinated with the Owner and Alkek Library Learning Commons user groups. Depressing the button sends a silent priority alarm signal to UPD with location and specific alarm information. The panic button is usually located in the knee space underneath a desk or service counter.

**Video Surveillance:** This system provides electronic surveillance using high-resolution, Internet Protocol (IP) cameras; monitoring security sensitive areas for alarm assessment and forensic review.

### **Campus Security Systems**

- The Access Control, Intrusion Detection, and Electronic Surveillance systems design is based upon the existing campus security systems and Texas State University construction standards.
- Control and monitoring platform includes the Cbord Group CS Gold/CS Access product for access control and intrusion detection, and the DVTel Latitude Network Video Management product for electronic surveillance.
- Access Control and intrusion detection field devices to include HID I-Class card readers and Cbord V series data gathering panels.
- Surveillance system field devices include DVTel cameras.

## **BUILDING SYSTEMS COORDINATION**

The facility shall include the coordination of the following electronic security infrastructure:

- Horizontal distribution system
- Spaces and pathways
- Device wiring requirements for security
- Security racks, patch panels and termination blocks
- Architectural, electrical, and HVAC requirements for security systems
- Electric door locking hardware for security

## **SECURITY STANDARDS AND REFERENCES**

The electronic security system design is based upon Alkek Library Learning Commons program requirements, FPDC and TXST-ITS Security requirements, and Owner and user-group requirements. The electronic security system design complies with and/or follow the following standards and references:

- Federal, State, and Local codes, regulations and ordinances
- NFPA 101: Life Safety Code
- NFPA 730: Guide for Premises Security
- NFPA 731: Standard for the Installation of Electronic Premises Security
- Underwriters Laboratory and American National Standards Institute (UL/ANSI) Applicable Standards
- Telecommunications Industry Association (TIA) Applicable Standards
- BICSI Electronic Safety and Security Design Reference Manual (ESSDRM)
- Crime Prevention Through Environmental Design (CPTED)
- Family Educational rights and Privacy Act (FERPA)
- Texas Accessibility Standards (TAS)
- UPD Security Planning and Design Guidelines



- Texas State University Security System Alarm Policy
- Texas State University Minimum Building Security Standard
- Texas State University Security Standard Installation Practices
- Texas State University Video and CCTV Security Systems Policy
- Security design shall meet current Texas State University specifications and standards at time of CIP approval

## **SECURITY CONNECTIVITY**

The security horizontal cabling terminates in a wall mounted data gathering panels on each floor in designated, conditioned, secure rooms.

The security cabling system standard shall be a minimum of four (4) conductors to each device and a minimum of eight (8) conductors to card readers.

All security device wiring shall be home run from the head end panels (point of termination) to the security device location (point of origin).

Network surveillance video shall be run from the cameras (point of origin) to the head end equipment on a cabling distance basis.

## **DESIGN ASSUMPTIONS**

The security horizontal cabling terminates in a wall mounted data gathering panels on each floor in designated, conditioned, secure rooms.

The security cabling system standard shall be a minimum of four (4) conductors to each device and a minimum of eight (8) conductors to card readers.

All security device wiring shall be home run from the head end panels (point of termination) to the security device location (point of origin).

Network surveillance video shall be run from the cameras (point of origin) to the head end equipment on a cabling distance basis.

## **DESIGN ASSUMPTIONS**

Surveillance cameras to be located to provide situational awareness throughout the facility for alarm assessment and forensic review.

Surveillance cameras view and record activity at:

- Facility entrances and elevator lobbies with sufficient resolution to make personal identification
- Stairwells, duress buttons and emergency phones
- Security sensitive areas

Surveillance camera images are recorded and stored for forensic review. Recording to be based upon the following:

- Cameras record on detection of motion or detection of an alarm in the area

- Video images to be available for 30 days based on reasonable estimates of activity in the facility

Electronic security systems are compatible with and connected to Texas State University campus existing systems.

Facility infrastructure are designed with pathways and spaces that shall support state-of-the-art security applications.

Security cabling terminations shall be in wall mounted panels or rack mounted equipment.

Grounding and bonding connection to a single reference point is required.

## **CONCLUSION**

To proceed to the Design Development phase, DataCom Design Group requests Owner input and confirmation of the proposed design approach. Proposed next steps include:

- Prepare security device location floor plans.
- Propose and confirm security system connectivity, control and monitoring locations.
- Meet with Owner's security and IT representatives to review proposed system design.

Coordinate security infrastructure requirements with other design team members.





**TAB 5**  
**DETAILED COST ESTIMATE**



100% Design Development Estimate  
Estimate Reconciliation  
6-Jul-18



**Texas State University - Alkek Library Renovations**

Cost Code	Description	JE Dunn Estimate	Cost/SF	HB Estimate	Cost/SF	Delta (JE-HB)	Variance
01 00 00	General Conditions	\$ 883.28	\$ 0.01	-	-	\$ -	100%
02 00 00	Existing Conditions	\$ 321,894.94	\$ 5.29	\$ 308,529	\$ 5.07	\$ 13,366	4%
03 00 00	Concrete	\$ 15,036.40	\$ 0.25	\$ 16,196	\$ 0.27	\$ (1,160)	-8%
04 00 00	Masonry	-	-	-	-		
05 00 00	Metals	\$ 10,161.00	\$ 0.17	\$ 33,767	\$ 0.55	\$ (23,606)	-232%
06 00 00	Woods & Plastics	\$ 128,691.00	\$ 2.11	\$ 170,595	\$ 2.80	\$ (41,904)	-33%
07 00 00	Thermal & Moisture	\$ 58,165.00	\$ 0.96	\$ 45,184	\$ 0.74	\$ 12,981	22%
08 00 00	Doors and Windows	\$ 335,236.00	\$ 5.51	\$ 312,692	\$ 5.14	\$ 22,544	7%
09 00 00	Finishes	\$ 928,753.00	\$ 15.25	\$ 999,566	\$ 16.42	\$ (70,813)	-8%
10 00 00	Specialties	\$ 119,734.00	\$ 1.97	\$ 119,999	\$ 1.97	\$ (265)	0%
11 00 00	Equipment	\$ 57,100.00	\$ 0.94	\$ 158,800	\$ 2.61	\$ (101,700)	-178%
12 00 00	Furnishings	\$ 1,250.00	\$ 0.02	\$ 13,550	\$ 0.22	\$ (12,300)	-984%
13 00 00	Special Construction	-	-	-	-		
14 00 00	Conveying	-	-	-	-		
21 00 00	Fire Suppression	\$ 121,778.00	\$ 2.00	\$ 119,849	\$ 1.97	\$ 1,929	2%
22 00 00	Plumbing	\$ 94,969.02	\$ 1.56	\$ 202,758	\$ 3.33	\$ (107,789)	-113%
23 00 00	HVAC	\$ 653,990.30	\$ 10.74	\$ 525,373	\$ 8.63	\$ 128,617	20%
26 00 00	Electrical	\$ 1,344,059.20	\$ 22.07	\$ 848,427	\$ 13.93	\$ 495,632	37%
27 00 00	Communications	\$ 216,814.75	\$ 3.56	\$ 424,009	\$ 6.96	\$ (207,194)	-96%
28 00 00	Electronic Safety and Security	\$ 57,134.48	\$ 0.94	\$ 119,740	\$ 1.97	\$ (62,606)	-110%
31 00 00	Earthwork	-	-	-	-		
32 00 00	Exterior Improvements	-	-	-	-		
33 00 00	Utilities	-	-	-	-		
	Subtotal	4,465,650.37	\$ 73.34	\$ 4,419,034	\$ 72.58	\$ 46,616	1%
	Sub Default Program	45,581.31	\$ 0.75	\$ 45,581	\$ 0.75	\$ 0	0%
	Construction Contingency	171,426.79	\$ 2.82	\$ 171,427	\$ 2.82	\$ -	0%
	Escalation	93,653.16	\$ 1.54	\$ 93,653	\$ 1.54	\$ 0	0%
	General Conditions	481,620.00	\$ 7.91	\$ 481,620	\$ 7.91	\$ -	0%
	General Requirements	165,431.00	\$ 2.72	\$ 165,431	\$ 2.72	\$ -	0%
	Subtotal	5,423,362.63	\$ 89.07	5,376,746	\$ 88.30	\$ 46,617	1%
	CM Contingency	162,700.87	\$ 2.67	162,701	\$ 2.67	\$ (0)	0%
	Construction Phase Fee	313,936.75	\$ 5.16	313,937	\$ 5.16	\$ (0)	0%
	Construction Cost Total	\$5,900,000	\$ 96.90	\$5,853,384	\$96.13	\$ 46,616	1%

Estimate prepared by JE Dunn and dated June 28, 2018.

**Texas State Alkek Library Renovations**  
**San Marcos, TX**  
**June 28, 2018**

Design Development Estimate



**Construction Cost Summary**

<i>Description</i>	<i>Quantity</i>	<i>Cost</i>	<i>Unit Cost</i>
Remodel LVL1	12,747 NSF	2,115,388	165.95
Remodel LVL2	2,522 NSF	85,062	33.73
Remodel LVL3	29,727 NSF	1,383,127	46.53
Remodel LVL4	15,893 NSF	1,192,734	75.05
General Conditions	1 LS	481,620	7.91
General Requirements	1 LS	165,431	2.72
<b>Construction Subtotal</b>	<b>60,889 NSF</b>	<b>5,423,362</b>	<b>\$89.07</b>
CM Contingency	3.00%	162,701	2.67
Construction Phase Fee	5.62%	313,937	5.16
<b>Total Construction Cost</b>	<b>60,889 NSF</b>	<b>\$5,900,000</b>	<b>\$96.90</b>



**Texas State Alkek Library Renovations**  
**San Marcos, TX**  
**June 28, 2018**

Design Development Estimate



**Remodel LVL1**  
**12,747 SF**

Item	Description	Cost	Cost/SF
1	General Conditions (on Summary)	0	0.00
2	Demolition and Protection	103,939	8.15
3	Structure Mods	25,197	1.98
4	Rough Carpentry	5,630	0.44
5	Finish Carpentry and Millwork	34,892	2.74
6	Thermal and Moisture Protection	10,083	0.79
7	Doors and Hardware	79,729	6.25
8	Glass and Glazing	25,535	2.00
9	Partitions	157,033	12.32
10	Stone and Tile	20,000	1.57
11	Ceilings and Acoustic	55,432	4.35
12	Flooring	159,117	12.48
13	Painting and Wall Coverings	56,425	4.43
14	Specialties	27,085	2.12
15	Equipment and Furnishings	50,000	3.92
16	Elevators	0	0.00
17	Fire Protection	25,494	2.00
18	Plumbing	29,442	2.31
19	HVAC Systems	540,368	42.39
20	Electrical	571,977	44.87
	Subtotal	1,977,379	155.13
	Subcontractor Default Program 1.10%	20,608	1.62
	Construction Contingency 3.80%	75,923	5.96
	Escalation 2.00%	41,478	3.25
	Fee 0.00%		
		On Summary	
	<b>Total</b>	<b>\$2,115,388</b>	<b>\$165.95</b>

**Texas State Alkek Library Renovations**  
**San Marcos, TX**  
**June 28, 2018**

Design Development Estimate



**Remodel LVL2**  
**2,522 SF**

<i>Item</i>	<i>Description</i>	<i>Cost</i>	<i>Cost/SF</i>
1	General Conditions (on Summary)	0	0.00
2	Demolition and Protection	28,482	11.29
3	Structure Mods	0	0.00
4	Rough Carpentry	0	0.00
5	Finish Carpentry and Millwork	0	0.00
6	Thermal and Moisture Protection	1,995	0.79
7	Doors and Hardware	0	0.00
8	Glass and Glazing	0	0.00
9	Partitions	24,840	9.85
10	Stone and Tile	0	0.00
11	Ceilings and Acoustic	0	0.00
12	Flooring	0	0.00
13	Painting and Wall Coverings	0	0.00
14	Specialties	209	0.08
15	Equipment and Furnishings	0	0.00
16	Elevators	0	0.00
17	Fire Protection	5,044	2.00
18	Plumbing	10,000	3.97
19	HVAC Systems	0	0.00
20	Electrical	9,207	3.65
	Subtotal	<u>79,777</u>	<u>31.63</u>
	Subcontractor Default Program 1.10%	564	0.22
	Construction Contingency 3.80%	3,053	1.21
	Escalation 2.00%	1,668	0.66
	Fee 0.00%	On Summary	
	<b>Total</b>	<b>\$85,062</b>	<b>\$33.73</b>

**Texas State Alkek Library Renovations**  
**San Marcos, TX**  
**June 28, 2018**

Design Development Estimate



**Remodel LVL3**  
**29,727 SF**

<i>Item</i>	<i>Description</i>	<i>Cost</i>	<i>Cost/SF</i>
1	General Conditions (on Summary)	0	0.00
2	Demolition and Protection	102,295	3.44
3	Structure Mods	0	0.00
4	Rough Carpentry	6,513	0.22
5	Finish Carpentry and Millwork	72,605	2.44
6	Thermal and Moisture Protection	33,515	1.13
7	Doors and Hardware	56,681	1.91
8	Glass and Glazing	13,247	0.45
9	Partitions	70,226	2.36
10	Stone and Tile	9,609	0.32
11	Ceilings and Acoustic	45,023	1.51
12	Flooring	154,617	5.20
13	Painting and Wall Coverings	40,927	1.38
14	Specialties	21,628	0.73
15	Equipment and Furnishings	6,850	0.23
16	Elevators	0	0.00
17	Fire Protection	59,454	2.00
18	Plumbing	27,763	0.93
19	HVAC Systems	56,800	1.91
20	Electrical	515,511	17.34
	Subtotal	<u>1,293,265</u>	<u>43.50</u>
	Subcontractor Default Program	1.10%	13,101
	Construction Contingency	3.80%	49,642
	Escalation	2.00%	27,120
	Fee	0.00%	On Summary
	<b>Total</b>	<b><u>\$1,383,127</u></b>	<b><u>\$46.53</u></b>

**Texas State Alkek Library Renovations**  
**San Marcos, TX**  
**June 28, 2018**

Design Development Estimate



**Remodel LVL4**  
**15,893 SF**

<i>Item</i>	<i>Description</i>	<i>Cost</i>	<i>Cost/SF</i>
1	General Conditions (on Summary)	0	0.00
2	Demolition and Protection	87,178	5.49
3	Structure Mods	0	0.00
4	Rough Carpentry	2,260	0.14
5	Finish Carpentry and Millwork	6,790	0.43
6	Thermal and Moisture Protection	12,572	0.79
7	Doors and Hardware	45,731	2.88
8	Glass and Glazing	156	0.01
9	Partitions	57,629	3.63
10	Stone and Tile	11,255	0.71
11	Ceilings and Acoustic	44,316	2.79
12	Flooring	91,317	5.75
13	Painting and Wall Coverings	46,027	2.90
14	Specialties	70,812	4.46
15	Equipment and Furnishings	1,500	0.09
16	Elevators	0	0.00
17	Fire Protection	31,786	2.00
18	Plumbing	27,763	1.75
19	HVAC Systems	56,822	3.58
20	Electrical	521,314	32.80
	Subtotal	1,115,230	70.17
	Subcontractor Default Program 1.10%	11,309	0.71
	Construction Contingency 3.80%	42,808	2.69
	Escalation 2.00%	23,387	1.47
	Fee 0.00%	On Summary	
	<b>Total</b>	<b>\$1,192,734</b>	<b>\$75.05</b>

Texas State Alkek Library Renovations  
San Marcos, TX  
June 28, 2018  
Design Development Estimate



60,889 SF		12,747 SF	2,522 SF	29,727 SF	15,893 SF		
Cost Code	Description	Remodel LVL1	Remodel LVL2	Remodel LVL3	Remodel LVL4	Total	Cost/SF
01 10 00	General Conditions	485	0	241	156	883	0.01
02 40 00	Enclosure, Struct & Interior Demo	103,939	28,482	102,295	87,178	321,895	5.29
03 31 00	Concrete Foundations	15,036	0	0	0	15,036	0.25
05 50 00	Metal Fabrications	5,000	0	0	0	5,000	0.08
05 50 10	Steel Erection & Hoisting	5,161	0	0	0	5,161	0.08
06 10 00	Rough Carpentry	5,630	0	6,513	2,260	14,404	0.24
06 20 00	Finish Carpentry	34,892	0	72,605	6,790	114,287	1.88
07 84 00	Firestopping	7,847	1,552	28,299	9,783	47,482	0.78
07 90 00	Joint Protection	2,237	443	5,216	2,789	10,684	0.18
08 10 10	Doors, Frames, Hdwe Install	13,254	0	12,656	7,781	33,690	0.55
08 20 00	Doors, Frames, Hdwe Supply	37,225	0	44,025	22,950	104,200	1.71
08 30 00	Overhead Doors and Grilles	23,250	0	0	15,000	38,250	0.63
08 40 00	Entrances, Storefronts, and Curtain Walls	21,550	0	8,640	0	30,190	0.50
08 40 10	Interior Storefront, Doors and Glazing	74,740	0	26,686	27,480	128,906	2.12
09 20 00	Plaster and Gypsum Board	103,609	24,840	53,323	35,368	217,140	3.57
09 30 00	Tiling	20,000	0	9,609	11,255	40,864	0.67
09 50 00	Acoustic Ceilings	42,654	0	39,525	39,098	121,277	1.99
09 60 00	Flooring	70,264	0	154,617	91,317	316,198	5.19
09 66 00	Terrazzo Flooring	40,779	0	0	0	40,779	0.67
09 69 00	Access Flooring	46,760	0	0	0	46,760	0.77
09 90 00	Painting And Coating	58,700	0	41,009	46,027	145,735	2.39
10 10 00	Information Specialties	12,060	0	12,827	1,321	26,208	0.43
10 14 00	Signage	8,700	0	1,575	1,050	11,325	0.19
10 22 19	Demountable Partitions	0	0	0	63,000	63,000	1.03
10 26 00	Wall And Door Protection	5,265	0	4,180	2,695	12,140	0.20
10 28 00	Toilet, Bath, and Laundry Accessories	0	0	1,421	1,421	2,842	0.05
10 40 00	Safety Specialties	1,060	209	1,625	1,325	4,219	0.07
11 30 00	Residential Appliances	0	0	5,600	1,500	7,100	0.12
11 52 00	Audio-Visual Equipment	50,000	0	0	0	50,000	0.82
12 20 00	Window Treatments	0	0	1,250	0	1,250	0.02
21 00 00	Fire Suppression	25,494	5,044	59,454	31,786	121,778	2.00
22 00 00	Plumbing	29,442	10,000	27,763	27,763	94,969	1.56
23 00 00	HVAC	540,368	0	56,800	56,822	653,990	10.74
26 00 00	Electrical	497,006	3,028	404,584	439,441	1,344,059	22.07
27 00 00	Communications	62,494	6,179	81,827	66,315	216,815	3.56
28 00 00	Electronic Safety and Security	12,478	0	29,099	15,557	57,134	0.94
Subtotal		1,977,379	79,777	1,293,265	1,115,230	4,465,650	73.34
PBI	Sub Default Program	20,608	564	13,101	11,309	45,581	0.75
Cont	Construction Contingency	75,923	3,053	49,642	42,808	171,427	2.82
Inflation	Escalation	41,478	1,668	27,120	23,387	93,653	1.54
	General Conditions					481,620	7.91
	General Requirements					165,431	2.72
Subtotal		2,115,388	85,062	1,383,127	1,192,734	5,423,362	89.07
DCT	CM Contingency					162,701	2.67
GrTx	Construction Phase Fee					313,937	5.16
Construction Cost Total						\$5,900,000	\$96.90
Preconstruction Fee						\$19,000	\$0.31



Texas State Alkek Library Renovations  
 San Marcos, TX  
 June 28, 2018  
 Design Development Estimate



<i>Budget Analysis Log</i>	<i>Area</i>	<i>Amount</i>	<i>Cost/SF</i>
Design Development Estimate dated 6/28/18	60,889 SF	\$5,900,000	\$96.90
Accepted Alternates	Total	\$0	\$0.00
Revised estimate including accepted alternates		\$5,900,000	\$96.90
Project Budget	60,889 SF	\$5,900,000	\$96.90
Variance to Budget		<b>Under</b>	\$0 \$0.00

Alternate Review Actions					
	12 EA	New Items	<b>Adds</b>	\$1,206,800	\$23.21
	0 EA	New Items	<b>Deducts</b>	\$0	\$0.00
	0 EA	Accepted	<b>Total</b>	\$0	\$0.00
	0 EA	Pending	<b>Total</b>	\$0	\$0.00
	0 EA	Rejected	<b>Total</b>	\$0	\$0.00
	0 EA	Incorporated	<b>Total</b>	\$0	\$0.00
	0 EA	Not Valid	<b>Total</b>	\$0	\$0.00

Package	Code	Unit	Quantity	UnitPrice	Target Value	Cost/SF
	1.	Modify Existing Shelving				
			100%	New Item	Add	\$198,000 \$3.25
	2.	Replace Shelving				
			100%	New Item	Add	\$246,000 \$4.04
	3.	WT1 at locations noted on plans				
			100%	New Item	Add	\$72,500 \$1.19
	4.	Level 1 Toilet Refresh				
			100%	New Item	Add	\$33,500 \$0.55
	5.	Level 2 Toilet Refresh				
			100%	New Item	Add	\$33,500 \$0.55
	6.	Level 1 Consult Room and DLD Office Finish out				
			100%	New Item	Add	\$32,400 \$0.53
	7.	Level 1 CMC Messy finish out				
			100%	New Item	Add	\$59,200 \$0.97
	8.	Level 1 Dimensional Exploration Space, Lab and Office work				
			100%	New Item	Add	\$136,000 \$2.23
	9.	Level 1 You Star Studio Build out				
			100%	New Item	Add	\$37,900 \$0.62
	10.	Level 1 Specialty Ceilings				
			100%	New Item	Add	\$167,000 \$2.74
	11.	Level 4 Active Learning Lab work				
			100%	New Item	Add	\$77,800 \$1.28
	12.	Level 4 Instructional Lab Work				
			100%	New Item	Add	\$113,000 \$1.86



Estimate prepared by Halford Busby and dated June 13, 2018 (Rev. 07/06/2018).

**TEXAS STATE UNIVERSITY**  
San Marcos, Texas  
**ALKEK LIBRARY LEARNING COMMONS**  
**100 % DESIGN DEVELOPMENT ESTIMATE**  
**SUMMARY**

Date of Estimate: June 13, 2018 (Rev. 07/06/2018)

<b>DIVISION NO.</b>	<b>TOTAL \$</b>	<b>HB Total Rev</b>	<b>Total JE</b>	<b>Delta HB-JE</b>	<b>Delta %</b>	<b>\$/SF 64,783 GSF</b>
DIVISION 01 - GENERAL REQUIREMENTS .....	W/below	-	883	(883)	-100%	-
DIVISION 02 - EXISTING CONDITIONS .....	308,529	308,529	321,895	(13,366)	-4%	4.76
DIVISION 03 - CONCRETE .....	16,196	16,196	15,036	1,160	8%	0.25
DIVISION 04 - MASONRY .....	-	-	-	-	-	-
DIVISION 05 - METALS .....	33,767	33,767	10,161	23,606	232%	0.52
DIVISION 06 - WOOD & PLASTICS .....	186,790	170,595	128,691	41,904	33%	2.88
DIVISION 07 - THERMAL & MOISTURE .....	45,184	45,184	58,166	(12,982)	-22%	0.70
DIVISION 08 - DOORS & WINDOWS .....	286,210	312,692	335,236	(22,545)	-7%	4.42
DIVISION 09 - FINISHES .....	999,566	999,566	928,753	70,813	8%	15.43
DIVISION 10 - SPECIALTIES .....	119,999	119,999	119,734	265	0%	1.85
DIVISION 11 - EQUIPMENT .....	158,800	158,800	57,100	101,700	178%	2.45
DIVISION 12 - FURNISHINGS .....	13,550	13,550	1,250	12,300	984%	0.21
DIVISION 13 - SPECIAL CONSTRUCTION .....	-	-	-	-	-	-
DIVISION 14 - CONVEYING .....	-	-	-	-	-	-
DIVISION 21 - FIRE SUPPRESSION .....	32,392	119,849	121,778	(1,929)	-2%	0.50
DIVISION 22 - PLUMBING .....	202,758	202,758	94,969	107,789	113%	3.13
DIVISION 23 - HEATING, VENTILATING & AIR CONDITIONING .....	440,149	525,373	653,990	(128,618)	-20%	6.79
DIVISION 26 - ELECTRICAL .....	848,427	848,427	1,344,059	(495,633)	-37%	13.10
DIVISION 27 - COMMUNICATIONS .....	456,401	424,009	216,815	207,194	96%	7.05
DIVISION 28 - ELECTRONIC SECURITY & SAFETY .....	124,879	119,740	57,134	62,606	110%	1.93
DIVISION 31 - EARTHWORK .....	-	-	-	-	0%	-
DIVISION 32 - EXTERIOR IMPROVEMENTS .....	-	-	-	-	0%	-
DIVISION 33 - UTILITIES .....	-	-	-	-	0%	-
	-	-	-	-	0%	-
<b>SUBTOTAL - COST OF WORK</b>	<b>4,273,595</b>	<b>4,419,030</b>	<b>4,465,650</b>	<b>(46,620)</b>	<b>99%</b>	<b>65.97</b>
Sub-Default Program- Per CMR	44,709	45,581	45,581	-	100%	0.69
Construction Contingency- Per CMR	223,006	171,427	171,427	-	100%	3.44
Escalation- Per CMR	93,662	93,653	93,653	-	100%	1.45
General Conditions- Per CMR	481,620	481,620	481,620	-	100%	7.43
General Requirements- 3.5%	179,081	165,431	165,431	-	100%	2.76
CM Contingency- Per CMR	162,715	162,701	162,701	-	100%	2.51
GC Fees- Per CMR	313,964	313,937	313,937	-	100%	4.85
Preconstruction Fee	19,000	19,000	19,000	-	100%	0.29
<b>TOTAL OF ESTIMATE</b>	<b>5,772,352</b>	<b>5,853,380</b>	<b>5,900,000</b>	<b>(46,620)</b>	<b>99%</b>	<b>89.10</b>

Estimate prepared by Halford Busby and dated June 13, 2018 (Rev. 07/13/2018).

**TEXAS STATE UNIVERSITY**  
San Marcos, Texas  
**ALKEK LIBRARY LEARNING COMMONS**  
**DESIGN DEVELOPMENT ESTIMATE**  
**ADD ALTERNATES**

Date of Estimate: July 06, 2018 (Rev. 7-13-18)

<b>Sr. No</b>	<b>Description</b>	<b>Total \$</b>
1.	Modify Existing Library Shelving, per CMR	198,000
2.	Replace Library Shelving	246,000
3.	WT1 at locations indicated on plans	47,564
4.	Level 1 Toilet Refresh	35,315
5.	Level 2 Toilet Refresh	35,315
6.	Level 1 Consult Room and DLD Office Finish out	32,400
7.	Level 1 CMC Messy finish out	64,827
8.	Level 1 Dimensional Exploration Space, Lab and Office work	126,320
9.	Level 1 You Star Studio Build out	46,203
10.	Level 1 Specialty Ceilings	184,152
11.	Level 4 Active Learning Lab work	71,958
12.	Level 4 Instructional Lab Work	118,746
	<b>Total Add Alternates</b>	<b>1,206,800</b>

\* The costs above represent the University's best estimate of all project alternates, based upon third-party estimates reconciled between the architect's cost estimating consultant, Halford Busby Cost Estimating, and the Construction Manager-at-Risk, J.E. Dunn.





**TAB 6**  
**TOTAL PROJECT COST**



**TOTAL PROJECT BUDGET:**

Total Estimated Construction Cost:	\$5,919,000.00
Add Alternates as listed below:	\$1,206,800.00
Construction Cost Limitation (CCL):	\$5,900,000.00
CMR Pre-Construction Services:	\$19,000.00
Owner's Construction Contingency	\$177,000.00
Architect/Engineer Fees:	\$552,000.00
Furnishings and Equipment:	\$842,000.00
Owner Contracted Services / Other Work:	\$321,000.00
Owner Provided Services / Miscellaneous	\$00.00
Project Contingency:	\$247,000.00
Project Management Administrative Fees:	\$242,000.00
Landscape Enhancement: (NA)	incl
Public Art: (NA)	incl
Estimated Total Project Cost:	\$8,300,000.00

This budget represents the University's best estimate of project costs at this stage of design, based upon third-party estimates reconciled between the architect's cost estimating consultant, Halford Busby Cost Estimating, and the Construction Manager-at-Risk, J.E. Dunn.

**1. ALTERNATES INCLUDE:**

Add Alternate #1: Modify Existing Shelving	\$198,000.00
Add Alternate #2: Replace Shelving	\$246,000.00
Add Alternate #3: WT1 at locations noted on plans	\$72,500.00
Add Alternate #4: Level 1 Toilet Refresh	\$33,500.00
Add Alternate #5: Level 1 Toilet Refresh	\$33,500.00
Add Alternate #6: Level 1 Consult Room and DLD Office Finish Out	\$32,400.00
Add Alternate #7: Level 1 CMC Messy Finish Out	\$59,200.00
Add Alternate #8: Level 1 Dimensional Exploration Space, Lab and Office Work	\$136,000.00
Add Alternate #9: Level 1 You Star Studio Build Out	\$37,900.00
Add Alternate #10: Level 1 Specialty Ceilings	\$167,000.00
Add Alternate #11: Level 4 Active Learning Lab Work	\$77,800.00
Add Alternate #12: Level 4 Instructional Lab Work	\$113,000.00

Alternates will be added if sufficient cost savings can be achieved.









**TAB 7**  
**COST ESTIMATE COMPARISON**



## **COST COMPARISON**

### **Texas A&M University – Evans Library Renovation**

Evans Library is an interior renovation of library spaces spread over several floors of the Evans Library and Library Annex in College Station, Texas. The project includes reconfigured service points, active learning classrooms, computer labs, open study areas, and renovated collections.

### **Huston-Tillotson University Library and Communication Center Renovation**

Located in Austin, Texas, the 16,500 square-foot project includes complete renovation of the existing Downs-Jones Library and upgrade of the communication center located in the Agard-Lovingood Administration Building. New restrooms, café, offices, study areas, book storage, are provided. Also provided are upgrades to mechanical systems, a new elevator, new circulation desk, and new finishes throughout.

### **Baker University Collins Library Addition and Renovation**

Collins Library is an expansion and renovation project on the campus of Baker University in Kansas City, Missouri. This renovation allows the library, originally constructed in 1858, to become a resource for technology focused study and research. Each of the three reconfigured floors include collaborative learning spaces, areas for open study, and technology upgrades that reflect the needs of current students. A new commons area with a computer lab and study lounge is also provided and has become a popular campus study space.

PROJECT	<b>Texas State University Albert B. Alkek Library Learning Commons</b>	Texas A&M University Evans Library Renovation	Huston-Tillotson University Library and Communication Center Renovation	Baker University Collins Library Addition and Renovation
COMPLETION	<b>Est. 2020</b>	2016	2013	2002
GROSS SF	<b>64,783</b>	61,000	16,500	42,656
OVERALL COST	<b>\$5,900,000</b>	\$5,800,000	\$2,700,000	\$4,900,000
ESCALATION	<b>Incl.</b>	\$6,398,969*	\$3,359,438**	\$10,362,591**
COST PER SF	<b>\$91</b>	\$105	\$204	\$243

\* Escalation construction costs based on original date to estimated mid-point of construction per the Associated General Contractors of America (AGC) and project escalation of 3.9% per year, including comparable allowance for site allowance and construction factors.

\*\* Escalation construction costs based on original date to estimated mid-point of construction per the Associated General Contractors of America (AGC) and JE Dunn's historic project escalation per year, including comparable allowance for site allowance and construction factors as follows:

Year	Escalation Rate (%)
2002	4.85
2003	3.94
2004	15.1
2005	7.17
2006	7.85
2007	6.97
2008	-1.74
2009	-3.39
2010	0.27
2011	1.84
2012	2.03
2013	3.85
2014	2.46
2015	2.66
2016	4.61
2017	3.69
2018	5.01







**TAB 8**  
**ENERGY CONSERVATION AND SUSTAINABILITY**



The Alkek Library Learning Commons includes environmentally responsible design strategies that support energy and water efficiency, increased wellness of the inhabitants, and resilience for years to come. While there is no opportunity to increase the energy efficiency of the exterior envelope of the building, there are opportunities for the project to incorporate best practices to provide a healthy facility for the University.

This project does not seek certification with any green building programs (e.g. LEED, Fitwel, Well Building), however, the University has expressed a desire to incorporate high performance, sustainable design strategies to meet LEED Silver where possible.

The following represents potential specific approaches aligned to LEED sustainability credits for the design of the Alkek Library Learning Commons:

### **WATER EFFICIENCY**

- Use of WaterSense labeled, low flow plumbing fixtures with power sensors at new and renovated restrooms.

### **ENERGY EFFICIENCY**

- Enhanced commissioning
- Replace existing fluorescent lighting in areas to be renovated with LED lighting, including occupancy sensors and daylight harvesting sensors as required.
- Mechanical equipment designed to optimize performance to exceed ASHRAE 90.1 – 2013 baseline requirements and equipment selections will be made at or above efficiencies established by the Standard.

### **MATERIALS AND RESOURCES**

- Integration of products with Environmental Product Declarations.
- Recycling or Salvaging of existing buildings to be demolished on site
- Construction materials and interior finishes that contain recycled content are regionally sourced/manufactured
- Construction waste management

### **INDOOR ENVIRONMENTAL AIR QUALITY**

- Indoor air quality management plan during construction
- Low VOC paints, adhesives, and sealants
- Wood products that do not contain urea-formaldehyde
- Lighting and thermal controls
- Acoustic performance

Additionally, the following sustainable measures have been incorporated into the project:

### **MECHANICAL SYSTEM ENERGY SAVING FEATURES**

- Replacing pneumatic controls with Direct Digital Controls (DDC), allowing for better control.
- Replacing Constant Volume Air Terminal Boxes with Variable Air Volume boxes.
- Incorporate Demand Control Ventilation in densely occupied spaces.

**ELECTRICAL SYSTEM ENERGY SAVING FEATURES**

- A. Energy efficient light fixtures
- B. Lighting controls including occupancy sensors and daylight harvesting

**PLUMBING SYSTEM ENERGY SAVING FEATURES**

- Energy efficient water heaters
- Well insulated domestic hot water lines to minimize heat loss

## **EXECUTIVE SUMMARY**

### **Planning and Construction Report**

#### **August 2018**

Following this Executive Summary are the following items:

1. Spreadsheet summarizing the status of TSUS capital projects as of July 5, 2018.
2. Brief summaries of project status for each TSUS project, listed by Component and current phase of project.
3. Final Report for the Retama Hall Renovation at Texas State University.
4. Final Report for the Dr. J. Michael and Bridget Shahan Events Center at Lamar State College-Orange.
5. Final Report for the Wayne A. Reaud Administration and Honors Building at Lamar University.

The spreadsheet reflects a 1% increase in overall project value from the previous report.

TSUS presently has thirteen projects valued at approximately \$137 million in the planning stage, a 15% decrease from the previous calendar quarter. Thirteen projects are in design, valued at approximately \$231 million, a 53% increase in value over the previous

quarter. Seventeen projects valued at approximately \$564 million are in various stages of construction prior to substantial completion, a 9% increase from the figure reported in May. Many of these are scheduled for completion between now and September.

Currently, excluding projects that have reached substantial completion, we have approximately \$932 million in projects in planning, design or construction that are moving forward, an increase of 6% from the previous calendar quarter. Of this number, thirty projects valued at \$795 million are currently in design or construction. The preceding summary excludes most projects under \$1 million that are proceeding under Presidential authority.

August, 2018  
 TSUS Capital Projects (funding identified)

Data is as of July 5, 2018

Component	Project Name	Est. Cost	Phase	Construction Start	Construction Finish	Notes
LIT	TA Buildings 1,4,5 Renovations/Replacement	\$ 7,417,519.00	7-Construction	June, 2018	May, 2019	
LIT	TA Buildings 2,3 Renovation/Replacement	\$ 15,723,701.00	8-Close-out	August, 2016	August, 2017	
LIT	Utility Corridor for the Renovation/Replacement of TA Building	\$ 1,661,497.00	8-Close-out	Fall, 2015	February, 2017	
LSC-O	Multipurpose Education Building	\$ 12,323,431.00	8-Close-out	May, 2016	July, 2017	Final Report as part of the August 2018 BOR Meeting
LSC-PA	Industrial Technology Center	\$ 12,818,000.00	8-Close-out	October, 2016	August, 2017	Building occupied. Punch list work is nearing completion.
LU	Plummer Building Renovation	\$ 2,400,000.00	2-Planning	TBD	TBD	
LU	Police Building Repair and Renovation	\$ 2,200,000.00	2-Planning	TBD	TBD	
LU	Welcome Center and South Campus Entrance	\$ 3,900,000.00	2-Programming	TBD	TBD	
LU	Vincent Beck New Turf	\$ 1,500,000.00	4-Schematic Design	July, 2018	January, 2019	
LU	Cardinal Village Summer 2018 Renovations	\$ 3,200,000.00	7-Construction	May, 2018	August, 2018	
LU	Classroom, Office and General Building Upgrades	\$ 1,700,000.00	7-Construction	May, 2017	August, 2018	
LU	New Science & Technology Building	\$ 60,000,000.00	7-Construction	May, 2017	November, 2018	
LU	Mary & John Gray Library Renovation/Starbucks	\$ 965,000.00	8-Close-out	Spring, 2017	January, 2018	Cost excludes \$700,000 in work funded by Chartwells.
LU	Regional Center for Innovation and Commercialization	\$ 11,110,500.00	8-Close-out	January, 2016	February, 2017	
LU	Renovation of Setzer Student Center	\$ 29,944,948.00	8-Close-out	Fall, 2016	March, 2018	
LU	Unit Operations Lab Renovation	\$ 1,800,000.00	8-Close-out	Spring, 2017	January, 2018	
LU	Wayne A. Reaud Administration Building	\$ 25,028,340.00	8-Close-out	October, 2014	September, 2016	Final Report as part of the August 2018 BOR Meeting
SHSU	Coliseum Parking Structure	\$ 12,000,000.00	2-Programming	TBD	TBD	Programming complete
SHSU	North Residential Life Hall	\$ 70,000,000.00	2-Programming	TBD	TBD	
SHSU	North Residential Life Hall Parking Structure	\$ 12,000,000.00	2-Programming	TBD	TBD	
SHSU	Innovation Plaza - Hotel/Conference and Training Center	TBD	3-Procurement	TBD	TBD	Public-private partnership
SHSU	Lowman Student Center Phase 2 Renovation	\$ 14,350,000.00	4-Schematic Design	May, 2019	May, 2020	
SHSU	College of Osteopathic Medicine	\$ 65,000,000.00	5-Design Development	TBD	December, 2019	Submitted to August BOR Meeting
SHSU	Art Complex and Associated Infrastructure	\$ 37,000,000.00	7-Construction	April, 2018	July, 2019	
SHSU	Biology Laboratory Building	\$ 65,000,000.00	7-Construction	June, 2016	Summer, 2018	
SHSU	East Central Plant Expansion	\$ 8,400,000.00	7-Construction	TBD	September, 2018	Formerly part of the Art Complex project, Comp. Date 3 mos later
SHSU	Lowman Student Center Addition	\$ 42,900,000.00	7-Construction	April, 2017	November, 2018	
SHSU	Fred Pirkle Engineering Technology Center	\$ 22,000,000.00	8-Close-out	March, 2015	November, 2016	
SHSU	Thomason Building Re-Purpose	\$ 8,200,000.00	8-Close-out	February, 2017	December, 2017	Substantial completion on December 8, 2017.
Sul Ross	Museum of the Big Bend Annex	\$ 8,000,000.00	2-Planning	TBD	TBD	First fund raising efforts have occurred with concept design
Sul Ross	Campus Access (Phase III)	\$ 2,500,000.00	4-Schematic Design	TBD	TBD	Program docs sent to AOR
Sul Ross	University Visitor Center	\$ 945,000.00	4-Schematic Design	TBD	TBD	Cost under review.
Sul Ross	Campus Access (Phase II)	\$ 2,101,000.00	5-Design Development	TBD	TBD	On hold pending completion of Phase One.
Sul Ross	Campus Access (Phase I)	\$ 1,400,000.00	7-Construction	January, 2016	November, 2017	Structural issues and punch list items are being addressed.
Sul Ross	Texas Native Seed Research Center (Phase I)	\$ 399,979.00	7-Construction	October, 2017	TBD	
Sul Ross	Jackson Field Turf	\$ 750,000.00	8-Close-out	May, 2016	July, 2016	

Sul Ross	Motion Capture Lab	\$ 400,000.00	8-Close-out	September, 2015	April, 2016	
Sul Ross	Recreational Sports Facility	\$ 1,600,000.00	8-Close-out	February, 2016	June, 2016	
TSUS	O. Henry Hall Renovation	\$ 5,400,000.00	7-Construction	August, 2017	June, 2018	Occupancy achieved on January 29, 2018.
TxST	Hines Structural Improvements	\$ 6,000,000.00	2-Programming	TBD	TBD	Engineer has been engaged to refine the scope and cost of the project.
TxST	Infrastructure Research Laboratory	\$ 12,000,000.00	2-Programming	TBD	TBD	Formerly named Ingram School of Engineering Structures Testing Lab
TxST	Jowers Center Renovation	\$ 3,500,000.00	3-Procurement	TBD	TBD	Delegated Procurement Stage
TxST	Roy F Mitte Space Reconfigurations	\$ 5,400,000.00	3-Procurement	Summer, 2018	Summer, 2019	CMR and AOR are selected
TxST	Student Apartment Project	TBD	3-Procurement	TBD	TBD	Public-private partnership
TxST	Alkek Library 7th Floor Wittliff Collections Expansion	\$ 7,400,000.00	4-Schematic Design	TBD	TBD	
TxST	DHRL New Residence Hall (Hilltop) Complex	\$ 108,200,000.00	4-Schematic Design	TBD	TBD	Architect and contractor selected
TxST	Elliott Hall Repurposing	\$ 6,500,000.00	4-Schematic Design	TBD	TBD	CMR and AOR are selected
TxST	Family & Consumer Sciences Vivarium Research Facility	\$ 4,400,000.00	4-Schematic Design	TBD	TBD	CMR and AOR are selected
TxST	Health Professions Bldg Space Reconfig (Encino Hall)	\$ 2,200,000.00	4-Schematic Design	Summer, 2018	Summer, 2019	Delegated AOR is selected
TxST	Alkek Library Learning Commons - Phase One	\$ 8,300,000.00	5-Design Development	TBD	February, 2020	August BOR Meeting
TxST	Campus Recreation Sports Fields	\$ 7,400,000.00	6-Construction Documents	TBD	TBD	Amendment pending or re-assignment as non-delegated
TxST	Bruce and Gloria Ingram Hall	\$ 120,000,000.00	7-Construction	July, 2016	September, 2018	Partial occupancy and use scheduled for July 2018.
TxST	DHRL Blanco Hall Renovations	\$ 29,600,000.00	7-Construction	Spring, 2018	August, 2019	
TxST	LBJ Student Center Expansion	\$ 31,200,000.00	7-Construction	TBD	January, 2020	
TxST	LBJ Student Center Renovation	\$ 20,113,150.00	7-Construction	September, 2016	May, 2018	
TxST	University Event Center Expansion	\$ 62,500,000.00	7-Construction	September, 2016	September, 2018	
TxST	Willow Hall	\$ 67,500,000.00	7-Construction	August, 2016	May, 2018	Formerly Round Rock - Health Professions Building 1.
TxST	Alkek Library Renovations	\$ 14,024,925.00	8-Close-out	September, 2015	June, 2017	
TxST	Archives and Research Center	\$ 15,415,900.00	8-Close-out	March, 2016	August, 2017	
TxST	DHRL Retama Hall Renovations	\$ 9,000,000.00	8-Close-out	June, 2016	August, 2017	Final Report as part of the August 2018 BOR Meeting
<b>TOTAL:</b>		<b>\$ 1,114,692,890.00</b>				
<b>August, 2018</b>						
<b>TSUS Projects Not Currently Moving Forward (funding not yet identified)</b>						
Component	Project Name	Est. Cost	Phase	Construction Start	Construction Finish	Notes
TxST	Round Rock Health Professions - 2 (Esperanza Hall)	\$ 45,000,000.00	On hold - funding	TBD	TBD	Programming complete. Project cost updated in March 2015.
<b>TOTAL:</b>		<b>\$ 45,000,000.00</b>				

## Detailed Breakdown

Project Phase	Number of Projects	Total Project Value	Percent of Total
Planning/Programming	13	\$ 137,400,000	12.33%
Design	13	\$ 230,796,000	20.70%
Construction**	17	\$ 563,730,648	50.57%
Post-substantial completion***	17	\$ 182,766,242	16.40%
<b>TOTAL:</b>	<b>60</b>	<b>\$ 1,114,692,890</b>	<b>100%</b>

\*Includes projects approved at Chancellor and Presidential levels

\*\*See chart below for detail

\*\*\*Includes projects in close-out

## Projects In Construction

FY (Calendar)	Number of Projects	Total Project Value	Percent of Total
Completion FY 2018	14	\$ 489,423,098	76.77%
Completion FY 2019	7	\$ 148,117,519	23.23%
<b>TOTAL:</b>	<b>21</b>	<b>\$ 637,540,617</b>	<b>100%</b>



**Lamar Institute of Technology  
Summary  
(as of July 5, 2018)**

**I. Project Planning & Programming**

N/A

**II. Design and Construction Document Phase**

N/A

**III. Construction Phase**

1) LIT Student Success Building

Architect:	PBK Architects, Inc.	Est. Cost:	\$7,417,519
Contractor:	SETEX Construction Corp.	Est. Completion:	June 3, 2019

As part of our master plan, this project is 18,900 square feet. It will provide space for a one-stop shop for Student Success. This building will include Admissions, Advising/Outreach Recruiting, Student Government Association, Financial Aid, Student Activities and Career Services, Teaching and Learning Center, Testing Center, Online Learning and an Adjunct Suite. Also included is a multipurpose room, computer lab, and student gathering spaces. This project includes the demolition of the existing TA 1 Building. Buildings TA 4 (15,716 square feet) and TA 5 (10,272 square feet) will be renovated to update with new ceilings, energy efficient light fixtures, new flooring and paint. A bathroom will be added to TA 4.

The Notice to Proceed has been issued. Demolition of T-1 has begun and is 60-percent complete. Renovations have begun for TA 4 and are 10 percent complete.

**IV. Completed Projects**

2) TA Buildings 2, 3 Renovations/Replacement

Architect:	PBK Architects, Inc.	Cost:	\$15,723,701
Contractor:	SETEX Construction Corp.	Completion:	August 2017

In keeping with the Institute's master plan, this project is a 38,298 square foot, two-story building that will provide instructional spaces for the growing diverse student body. The preservation and renovation of the existing glycol unit will offer students a hands-on instructional experience. Tuition Revenue Bond funding in the amount of \$12,500,000 was obtained for this project. Design Development documents and total project cost were approved at the May 2016 Board Meeting. Construction began on September 26, 2016 and is now complete. The Retainage pay application

and change proposal for owner buy out savings are pending from SETEX Construction Corp.

3) Utility Corridor for the Renovation/Replacement of TA Buildings

Architect: PBK Architects

Cost: \$1,661,497

Contractor: SETEX Construction Corp.

Completion: February 2017

This project reroutes all electrical service and chilled water lines for two existing buildings in preparation for the Technical Arts Building project. Substantial completion occurred on February 9, 2017. We are in the close-out phase.

**V. Final Reports**

N/A

**Lamar State College-Orange  
Summary  
(as of July 5, 2018)**

**I. Project Planning & Programming**

N/A

**II. Design and Construction Document Phase**

N/A

**III. Construction Phase**

N/A

**IV. Completed Projects**

N/A

**V. Final Reports**

- 1) Multipurpose Education Building (now known as Dr. J. Michael and Bridget Shahan Events Center)

Architect: PBK Architects, Inc.

Cost: \$12,453,848

Contractor: SpawGlass Construction Corp.

Completion: September 2017

The Multipurpose Education Building contains educational classroom space for the Mathematics, College Success, and Leisure Learning departments. The building includes a large meeting space for multipurpose functions. The building is a two-story building similar in style to the recently constructed Nursing/Classroom building. Faculty occupied offices in September 2017. Classes began in the building on September 18, 2017. The project is complete. Total final costs have been compiled and the project is in the close-out phase. The Final Report is included with the material for this board meeting.

**Lamar State College-Port Arthur  
Summary  
(as of July 5, 2018)**

**I. Project Planning & Programming**

N/A

**II. Design and Construction Document Phase**

N/A

**III. Construction Phase**

N/A

**IV. Completed Projects**

1) Industrial Technology Center

Architect: Johnston, LLC

Cost:

\$12,818,000

Contractor: SpawGlass Construction Corp

Completion:

August 2017

The project achieved substantial completion on August 9, 2017 for the interior and August 24, 2017 for the landscaping and Promenade portion of the project. SpawGlass is 100% complete with the interior and exterior punch list.

**V. Final Reports**

N/A

**Lamar University  
Summary  
(as of July 5, 2018)**

**I. Project Planning & Programming**

1) Plummer Building Renovation

Architect: TBD	Est. Cost: \$2,400,000
Contractor: TBD	Est. Completion: TBD

Built in 1959, the Otho Plummer Administration Building is a circular, 1-story structure divided into three sections separated by open-air breezeways leading to a common central courtyard. Each section was originally intended to house separate and distinct administrative functions, including the executive administration of the University. Upon completion of the new Wayne A. Reaud Administration Building in 2016, Lamar's executive administration vacated the Plummer Building, leaving section A mostly unoccupied, while sections B and C have become cramped and congested over time. Due to its prominent location, unique shape and the distinctive expression of the structural "fret" system on the building exterior, the Plummer Building has become an iconic landmark for Lamar's campus. Recognized as an exemplary example of post-war modernist design, the Plummer Building was placed on the National Register of Historic Places in November 2015. The goals of this renovation are to distribute the remaining administrative functions across the entire building for more efficient operation, modernize aging building systems and bring the building up to current building codes. The renovation will also entail accessibility code upgrades, infrastructure upgrades including a new roof, and site improvements. Lamar is currently working with a historic preservation architect to perform a building assessment and define the renovation scope within the parameters allowed by the Texas Historical Commission.

2) Police Building Repair and Renovation

Architect: PDG Architects	Est. Cost: \$2,200,000
Contractor: TBD	Est. Completion: April 2019

In April 2018, a severe weather event tore a large portion of the roof off of the Police Department building in the center of campus. Two of the three rooftop air conditioning units were destroyed, along with ductwork, insulation, lights and ceilings in the front half of the building. Rain infiltrated the building causing significant damage to remaining interior finishes and rendering the building uninhabitable. The building is over 60 years old and the remaining wood roof structure is unsafe and does not meet current building code and insurance requirements. The scope of this project will include replacement of the roof and deck to meet modern codes, replacement of mechanical, electrical, plumbing and fire alarm systems and a new interior layout. The renovated building will be for the exclusive use of the Lamar University Police Department and will accommodate an updated dispatch area and a secure evidence room, which did not previously exist. The Lamar University post

office, which was sharing the building before the storm, will be permanently relocated to another location.

3) Welcome Center and South Campus Entrance

Architect: TBD	Est. Cost: \$3,900,000
Contractor: TBD	Est. Completion: TBD

The former Human Resources building at the corner of Rolfe Christopher Drive and Jim Gilligan Way will be repurposed and renovated to create a new campus Welcome Center. The Welcome Center is intended to be the first stop on campus for prospective students, family members, alumni and other visitors. Along with providing information about the campus, Lamar history, academic programs, athletics and student activities, the Center will be the starting point for campus tours and housing tours. Structured presentations, interactive displays and promotional materials will be used to help prospective students envision their future within the Lamar community. To ensure a holistic design for the south campus, Lamar intends to combine the Welcome Center renovation with conceptual design of the new south campus entrance and selected implementation of new site features. Progress was halted on the start of the design phase after the spring storm and Lamar University Police Department is currently temporarily occupying the building. Design phase services should start in late summer after a solicitation for Architect/Engineer services is completed.

**II. Design and Construction Document Phase**

4) Vincent Beck New Turf

Architect: BRW Architects	Est. Cost: \$1,500,000
Contractor: TBD	Completion: January 2019

The existing artificial turf on the infield of Vincent Beck Field has reached the end of its lifespan. This project will replace the artificial turf on the infield and the natural turf in the outfield with a new artificial turf and drainage system. A topographic survey and geotechnical borings are currently underway. Design services began on July 16, 2018.

**III. Construction Phase**

5) Cardinal Village Summer 2018 Renovations

Architect: PDG Architects	Est. Cost: \$3,200,000
Contractor: Southeast Texas Drywall	Completion: August 2018

Lamar has elected to escalate one year of the Capital Improvement Plan by undertaking renovations of interior finish and exterior corridors in the summer of 2018 to the remaining two residence halls, Campbell and Monroe Halls. The scope will be similar to the renovations undertaken over the previous two summers. A general contractor was selected through a publicly advertised competitive sealed proposal

process and contract execution is underway. Construction began on May 15, 2018. Work progressed ahead of schedule on Monroe Hall and the upgrades will be complete on July 6, 2018. During renovations to Campbell Hall, termite infestation and significant structural damage from water infiltration was discovered. The majority of the renovation will be complete as scheduled in early August, however, damage in Building 28 is too significant to allow occupancy until all deficiencies are remediated. The building is currently undergoing an assessment by the A/E team to define the remediation scope.

6) Classroom, Office and General Building Upgrades 2017

Engineer: Dabhi Engineers	Est. Cost:	\$1,700,000
Contractor: Gulf Coast Electric	Est. Completion:	August 2018

The scope entails upgrades to common area lighting in eight academic buildings. Of the areas affected, approximately 70% of the scope entails replacement of fluorescent lamps with high efficiency LED lamps in existing fixtures, while the remaining 30% will be complete replacement of older inefficient fluorescent or incandescent fixtures with LED fixtures. The areas affected in each building include classrooms, labs, conference rooms, restrooms and other common areas. Due to funding limitations, at this time the scope does not entail lighting upgrades in private offices. Installation is ongoing and is working around class schedules. Work is complete in six of the eight buildings and is now expected to be 100% complete in August 2018.

7) New Science & Technology Building

Architect: M. Arthur Gensler Jr. and Associates	Est. Cost:	\$60,000,000
Contractor: Vaughn Construction	Est. Completion:	November 2018

Lamar University received Tuition Revenue Bond authorization from the Texas Legislature in the spring of 2015 to plan, design, and construct a new Science & Technology building, the first academic building to be constructed on Lamar's campus in several decades. The new facility will allow Lamar University to better serve student and faculty across all science disciplines and form strategic partnerships for various research initiatives. The building will be approximately 83,000 gross square feet and will include multiple upper level biology instructional labs, interdisciplinary flexible research labs, an innovation space to build and prototype special projects focused on energy, sustainability, medical devices and global health at the undergraduate level, a multipurpose space, faculty offices, a senior leadership suite with lab and building support spaces, and an exterior greenhouse. It is located on a highly visible, prominent site on the south end of campus. As a platform for research creativity, this new facility will embody a new paradigm for interaction, instruction, and research at Lamar University. Permanent air was turned on in the new building on March 26, 2018. Masonry is complete, curtain wall glazing is about 95% complete and trim is underway. The building is completely dried-in, interior drywall is about 85% complete, ceiling grids have started and light fixture installation is ongoing; approximately 75% of lab casework is set in place. Construction is about 70% complete overall.





renovated with new building systems to comply with current building and life safety codes, as well as to accommodate the equipment planned for the space, including a distillation system to teach mass and energy balance, a shell and tube heat exchanger, a gas absorption system, membrane ultrafiltration system and modification of the existing fluid flow system. The project was inspected by the Beaumont fire marshal on January 9, 2018. The punch list occurred on January 10, 2018 which was also be the revised substantial completion date. The lab was ready for the start of the spring semester. One item cited on the Texas Accessibility Standards is in the process of being corrected.

## V. Final Reports

### 12) Wayne A. Reaud Administration Building (formerly Brooks-Shivers Renovation)

Architect: PageSoutherlandPage, LLC	Cost:	\$24,678,200
Contractor: SpawGlass Construction Corp.	Completion:	August 26, 2016

The project has been closed-out financially. Final total project costs were \$350,140 under budget. The Final Report is included with the material for this board meeting.

**Sam Houston State University  
Summary  
(as of July 5, 2018)**

**I. Project Planning & Programming**

1) Coliseum Parking Structure

Programmer: Facilities Programming and Consulting      Est. Cost:      \$12,000,000

Programming is complete for the 500 car parking structure to be located adjacent to the Bernard Johnson Coliseum. This will address the ADA issues to the Coliseum as well as alleviate the parking congestion on the south side of campus.

2) Innovation Plaza – Hotel/Conference and Training Center

Programmer: N/A      Est. Cost:      TBD

TSUS/SHSU has issued documents for a solicitation through TSUS for a P3 partner for development of Innovation Plaza.

3) North Residential Life Hall

Programmer: Facilities Programming and Consulting      Est. Cost:      \$70,000,000

Programming is complete on Phase 2 of the North Residential District for the additional beds needed per the 2012 Master Plan Update. It will include another residence hall on the north side for 600 beds with both single and shared units. The 500 space parking structure project has been removed from this project's scope. Procurement of design and construction management at risk services is planned for the third quarter of 2018. In preparation for this, Facilities Programming and Consulting will conduct an estimate update.

4) North Residential Life Hall Parking Structure

Programmer: Facilities Programming and Consulting      Est. Cost:      \$12,000,000

Programming is complete for this 500-car parking structure project. This project is no longer part of the North Residential Life Hall.

**II. Design and Construction Document Phase**

5) Lowman Student Center Phase 2 Renovation

Architect: EYP, Inc.      Est. Cost:      \$14,350,000  
Contractor: J.T. Vaughn Construction, LLC      Est. Completion:      May 23, 2020

Vaughn Construction has been selected as the Construction Manager-at-Risk and schematic design is underway. The schematic design documents were published

on July 2, 2018. Board approval of the project is targeted for November 2018 with construction scheduled to start in May 2019.

6) College of Osteopathic Medicine

Architect: Page Southland Page                      Est. Cost:                      \$65,000,000  
Contractor: J.T. Vaughn Construction, LLC      Est. Completion:              Dec. 31, 2019

Pre-design was completed on June 13, 2018 and the first SD review meeting was completed on June 28, 2018 for a 107,000 gross square foot building to be located at a satellite campus in Conroe, Texas, that is the former site of Camp Strake, Boy Scout Camp. This project is being submitted to the August Board meeting for Board approval.

**III. Construction Phase**

7) Art Complex and Associated Infrastructure

Architect: Kirksey / Gund Partnership              Est. Cost:                      \$37,000,000  
Contractor: Manhattan                                  Est. Completion:              July 2019

Construction began April 1, 2018. Relocating the Arts to the eastern side of the campus will create a strong arts program and accommodate future growth. This 71,000 gross square foot building will provide studios and instructional space; academic support through galleries; multipurpose room and faculty offices.

8) Biology Laboratory Building

Architect: HDR Architects with Team Hoke          Est. Cost:                      \$65,000,000  
Contractor: J.T. Vaughn Construction              Est. Completion:              Summer 2018

The building is being funded by a Tuition Revenue Bond, and includes biology laboratories, with instructional, research and administrative areas for Biology. The building contains approximately 97,050 gross square feet. Construction started on June 13, 2016 and substantial completion of building was accepted on May 23, 2018. DNA Lab is scheduled to be complete on September 18, 2018 and the Rain Garden is scheduled to be complete on August 20, 2018.

9) East Central Plant Expansion

Architect: Kirksey / Gund Partnership              Est. Cost:                      \$8,400,000  
Contractor: Manhattan Construction Company      Completion:                      September 2018

This project was part of the Art Complex and Associated Infrastructure project, but has been broken out separately to facilitate the delivery of both projects. It will expand the capacity of the East Plant to support the Art Complex, the Biology Building and future growth. Additionally, expansion of the chilled water and electrical distribution systems are within the scope of this project. Substantial Completion was scheduled for June 2018, but the project has experienced unforeseen subsurface conditions with a revised completion date of September 2018. The work to expand

the capacity of the East Central Plant is 95% complete with commissioning scheduled for early July 2018.

10) Lowman Student Center Addition

Architect: EYP, Inc. Est. Cost: \$44,400,000  
Contractor: J.T. Vaughn Construction, LLC Est. Completion: November 2018

Programming began on June 22, 2012 to expand and selectively renovate the Lowman Student Center to provide additional space for the services and activities that support student life. The expansion is located on the former Smith-Kirkley Hall site. Construction began on April 4, 2017 and is 75% complete. The budget was increased to \$44,400,000 for renovation of an additional 6,000 square feet of food service areas. The food service renovations are scheduled for completion in August 2018.

**IV. Completed Projects**

11) Fred Pirkle Engineering Technology Center

Architect: The Lawrence Group Architects Cost: \$22,000,000  
Contractor: The Whiting-Turner Contracting Co. Completion: November 16, 2016

This 53,000 gross square foot facility provides an emphasis on specialized instructional capabilities for a mix of engineering technology labs (e.g., prototype production/innovation, electrical, environmental design/sustainability, "solar" outdoor terrace) and agricultural science instruction labs (e.g., wildlife/physiology, animal science research). Distributed gathering spaces with exhibits from the works of Fred Pirkle and a showcasing of the technologies being taught in the facility have been interwoven throughout the facility. Construction is 100% complete with public art installations completed in June 2017. Financial close is pending final results of a contract audit.

12) Thomason Building Re-Purpose

Architect: PBK Architects, Inc. Cost: \$8,200,000  
Contractor: SpawGlass Construction Corp. Completion: December 2017

The existing occupants of the Thomason Building moved to the new Fred Pirkle Engineering Technology Center. The design reconfigures the interior spaces to support conversion from academic to administrative space, as well as renovations to bring this 1952 building up to current building, life-safety, and accessibility requirements and to address aging building systems. Construction started on February 6, 2017, and substantial completion was accepted on December 8, 2017. Final reports are expected to be submitted to the November 2018 Board Meeting.

**V. Final Reports**

N/A

**Sul Ross State University  
Summary  
(as of July 5, 2018)**

**I. Project Planning & Programming**

1) Museum of the Big Bend Annex

Consultant: Page, Southerland, Page	Est. Cost:	\$8,000,000
Contractor: TBD	Est. Completion:	TBD

Page, Southerland, Page has completed the conceptual design meetings. Contract terms include two additional fundraising meetings to be scheduled at a later date. The annex would be located on the main campus directly behind the current museum and will include space for three exhibit areas to feature Yana and Marty Davis Map Collection, Tom Lea Regional Southwestern Art, and an Archaeology Gallery that would feature the Livermore Cache in collaboration with findings from the Center for Big Bend Studies. Also included in the annex would be additional secure collection storage and facilities to expand the adult and children's educational programs.

**II. Design and Construction Document Phase**

2) Campus Access (Phase II)

Architect: Line and Space	Est. Cost:	\$2,101,000
Contractor: TBD	Est. Completion:	TBD

As envisioned in the 2011 Master Plan, the Campus Access Project will be completed in three phases. The Campus Access II project addresses a walkway and seating area north of the Fine Arts Building to complete the pathway from Phase I, a centennial plaza gathering space in front of Morelock Academic Building, enhancements to the circular drive in front of Briscoe Administration Building, and landscaping improvements in front of the Fine Arts Building. The Program Document has been submitted by Line and Space for review.

3) Campus Access (Phase III)

Architect: Line and Space	Est. Cost:	\$2,500,000
Contractor: TBD	Est. Completion:	TBD

As envisioned in the 2011 Master Plan, the Campus Access Project will be completed in three phases. The Campus Access III project will enhance connectivity from the southeast end of campus to the main campus utilizing landscaping, pedestrian paths/walkways, incorporating way finding, student gathering sites, and a walking/jogging trail. The Program Document has been submitted by Line and Space for review.

4) University Visitor Center

Architect: Vandergriff Group (IDIQ)	Est. Cost:	\$945,000
Contractor: TBD	Est. Completion:	TBD

As envisioned in the 2011 Master Plan, the new University Visitor Center will provide campus visitors and prospective students an easy-to-find gathering place for campus tours, University information, and a variety of helpful resources when arriving on campus. The proposed site for the building has been relocated to the southeast corner of Lawrence Hall for better visibility, additional parking, and a closer relationship with the existing Gallegos Center. Vandergriff Group made a presentation to the President's Executive Cabinet of the proposed 4,838 square foot facility. Preliminary cost estimating from Riddle & Goodnight, Inc., indicates a construction budget of \$2,725,267 based on the schematic drawing package. Cost savings measures are currently being reviewed. An estimate of total fees and related project costs has been requested from Vandergriff Group so that those costs can be included in Sul Ross State University's request to have the project delegated.

**III. Construction Phase**

5) Campus Access (Phase I)

Architect: ARTchitecture (IDIQ)	Est. Cost:	\$1,400,000
Contractor: Pride General Contractors	Est. Completion:	November 17, 2017

As envisioned in the 2011 Master Plan, the Campus Access Project will be completed in three phases. The Campus Access I project connects academic and residential life utilizing landscaping, pedestrian paths/walkways, vehicular traffic surfaces incorporating way finding, and student gathering sites. This project also includes the North Quadrangle Improvements and the inclusion of the Big Bend Law Enforcement Memorial monument. A summary document has been prepared outlining the remaining tasks for completion of the project and items requiring repairs or replacement associated with observed structural cracking in the retaining walls. This document was forwarded to the System office for review and comment. The University has completed a survey of the canopy structure and additional wall footing explorations to confirm their precise locations prior to contractor mobilizing. Structures of Austin has completed the peer review of Contract Documents and their review of existing construction. The soils engineer has also completed his evaluation of the fill and backfill materials used. Currently campus is working with System of final remedial actions to be performed by the Contractor of record.

6) Texas Native Seed Research Center (Phase I)

Architect: Vandergriff Group (IDIQ)	Est. Cost:	\$399,979
Contractor: Alpha Building Corporation	Est. Completion:	TBD

As envisioned in the 2011 Master Plan, the Texas Native Seed Research Center is Phase I of the Borderlands Research Institute (BRI). The center is under construction on the proposed BRI site and will be an integral part of the education, research, and outreach mission of the University. Specifically, the center will provide opportunities

for students to play an active role in the propagation and restoration of rangelands on private and public lands in west Texas. This project will be completed in three phases. Phase One consists of a new 1,433 greenhouse, an 1,100 square foot shaded work area, and a 400 square foot potting shed. The project is currently 6 months beyond the contractual completion date. Sul Ross State University has worked diligently with Alpha to work towards completion of the Project in preparation for a visit by the funding donor.

#### IV. Completed Projects

7) Jackson Field Turf

Architect/Contractor: Hellas Construction	Cost:	\$750,000
	Completion:	July 2016

Jackson Field serves as the university football field and is used by the university and region for football and other purposes. The project includes a new artificial turf surface, new fencing, new goal posts and end zone and mid field logos. The project is 100% complete and we are working on final close-out.

8) Motion Capture Lab

Architect: PBK Architects, Inc.	Cost:	\$400,000
Contractor: Noble General Contractors	Completion:	April 2016

This structure is intended as a classroom and laboratory production space to expand curriculum and increase student enrollment for motion capture and video production classes as listed in the CSAT degree plan. Motion Capture, Basic Video Production, Advanced Video Production, Basic Audio Production, Advanced Audio Production, and Acting for Animators will all use this space. The project is in closeout phase. The 11-month inspection found that the septic system was damaged during construction. The contractor has agreed to partial payment for a septic tank replacement. We are currently working on final close-out.

9) Recreational Sports Facility

Architect/Contractor: Hellas Construction	Cost:	\$1,600,000
	Completion:	June 2016

The facility, which is located within the Jackson Field complex between the Football Field and Track, features an artificial turf field permanently striped and lighted for 7-on-7 flag football, 4-on-4 flag football, kickball, softball, soccer, ultimate Frisbee, and other sports. It also provides a 90-yard football field for varsity practice. Students and the Board of Regents approved Recreational Fee and Athletic Fee increases to fund the project. The project is 100% complete and we are working on final close-out.

#### V. Final Reports

N/A

**TSUS  
Summary  
(as of July 5, 2018)**

**I. Project Planning & Programming**

N/A

**II. Design and Construction Document Phase**

N/A

**III. Construction Phase**

1) O. Henry Hall Renovations

Architect: The Lawrence Group Architects of Austin, Inc. Est. Cost: \$5,400,000  
Contractor: Flynn Construction, Inc. Est. Exterior Completion: August 2018

The scope includes exterior modifications such as the window and door restoration as well as external signage that will be placed on the building face at Colorado and Sixth Street, as well as the HVAC Cooling Tower enclosure on the northeast side of the building. In addition, the project consists of a modernized kitchen to meet current health standards. The building was occupied on January 29, 2018.

All interior items are complete. Remedial efforts to correct structural failures of the stone cornice were added to the project scope and 76 stone cornice pieces had to be replaced due to deterioration. Each stone is a unique cut piece that had to be manufactured. Replacement stones are being installed. Ornamental gates and fences for the south side of the building are being installed as part of the final completion effort.

**IV. Completed Projects**

N/A

**V. Final Reports**

N/A



**Texas State University  
Summary  
(as of July 5, 2018)**

**I. Project Planning & Programming**

1) DHRL New Residence Hall (Hilltop) Complex

Programmer: Facility Programming and Consulting

Est. Cost: \$108,200,000

The revised Architectural Space Program was prepared by Facilities Programming and Consulting, and includes the demolition of Hornsby and Burleson Halls and construction of a new housing complex on the Hilltop area of the San Marcos Campus. This project is on the CIP and the current project cost of \$108.2 million is based on approximately 1,000 beds. The actual project will be somewhere between 800 and 1,000 beds and the cost will adjust accordingly. In May 2018, Barnes Gromatzky Kosarek (BGK) was selected as the architect and the Construction Manager-at-Risk is to be determined in July 2018.

2) Hines Academic Center Structural Improvements

Engineer: JQ Engineering

Est. Cost: \$6,000,000

Structural repairs in an estimated amount of \$6 million are needed as part of the Hines Academic Center Structural Improvements project. With the assistance of Jaster Quintanilla Structural Engineers, it was determined that the issues with the building's cracking brick veneer was not a structural issue. WJE Engineers determined that the movement was attributable to water intrusion. The final scope of work, with a more accurate construction cost estimate, will be determined in July 2018. The project is on the current CIP.

3) Infrastructure Research Laboratory (formerly Ingram School of Engineering Structures Testing Laboratory)

Programmer: Facility Programming and Consulting

Est. Cost: \$12,000,000

The Infrastructure Research Laboratory is on the CIP. This project is expected to support the new B.S. in Civil Engineering program. The Total Project Cost is \$12 million; however, the project is currently on hold pending a re-evaluation of the goals in the Architectural Space Program.

4) Jowers Center Renovation

Programmer: VisSpiro

Est. Cost: \$3,500,000

Texas State University has been granted delegated authority by the System Office for this project. The Department of Athletics will relocate their offices and other functions from Jowers to the newly expanded University Events Center in 2018. The vacated space in Jowers is much needed for the degree programs in the Department

of Health and Human Performance and for the Dance program in the Department of Theatre and Dance. Renovated space will be used for faculty offices, classrooms, and laboratory/research space. The 13,561 gross square foot Jowers Center renovation project has a total project cost estimated at \$3.5 million. The Architectural Space Program, by VisSpiro Strategies, is complete. The University has received delegated authority for this renovation. The contract for the A/E is under negotiations. Posting for a contractor via a Competitive Sealed Proposal will be in April 2019.

5) Round Rock Health Professions 2 (now known as Esperanza Hall)

Programmer: Facility Programming and Consulting      Est. Cost: \$45,000,000

The fourth academic building on the Round Rock Health Professions campus will include classrooms and offices to support four departments in the College of Health Professions, the Advising Center, and the Dean's Office. The building was re-programmed and a revised cost estimate was completed for possible funding by the Legislature. This program document served to guide Texas State in the preparation of a Tuition Revenue Bond funding request in July 2012 and again in July 2014. The project is on hold pending funding.

6) Roy F. Mitte Space Reconfigurations

Programmer: Facility Programming and Consulting      Est. Cost: \$6,000,000

Facilities Programming and Consulting has completed the Architectural Space Program for the Roy F. Mitte Building Space Reconfigurations project, which is on the current CIP. This project will focus on the repurposing of the vacated spaces after selected departments/schools relocate to Ingram Hall in 2018. Design will begin in summer 2018 and construction will begin in spring 2019 with completion in summer 2020. The University selected Brown Reynolds Watford (BRW) Architects of Dallas as the design team and the CMR's Request for Proposal is under evaluation. TSUS is negotiating with the CMR for a contract in July 2018.

7) Student Apartment Project

Programmer: N/A      Est. Cost: TBD

TSUS/TxSt has issued documents for a solicitation through TSUS for a P3 partner for development of a Student Apartment Project.

## II. Design and Construction Document Phase

7) Albert B. Alkek Library Learning Commons – Phase One

Architect: Brown Reynolds Watford      Est. Cost: \$8,300,000  
Contractor: JE Dunn Construction      Est. Completion: February 2020

The Albert B. Alkek Library Learning Commons has a total project cost estimate of \$8.3 million for Phase One and is on the current Capital Improvements Program

(CIP) at \$12,612,894. The scope of work includes the repurposing of space for creation of a Learning Commons on the second floor, and portions of the first, third, and fourth floors of the Library. The Design Development phase is underway with the project progressing to the Board of Regents for approval in August 2018.

8) Albert B. Alkek Library 7<sup>th</sup> Floor Wittliff Collections Expansion

Architect: McKinney York Architects

Est. Cost: \$7,400,000

Texas State University, working with Facilities Programming and Consulting, has completed the Architectural Space Program for the Albert B. Alkek Library 7<sup>th</sup> Floor Wittliff Collections Expansion. McKinney York Architects of Austin is the design team. The posted Request for Qualifications for the Construction Manager-at-Risk is due July 2018. Schematic Design is underway for phases one and two at an estimated TPC of \$4.5 million.

9) Campus Recreation Sports Fields

Architect: Sink Combs Dethlefs Architects

Est. Cost: \$7,400,000

The Feasibility Study for the development of the new multi-use Campus Recreation Sports Fields resolved basic inquiries regarding options for developing natural grass recreation playfields on a site previously used as the University's golf course. Sink Combs Dethlefs Architects of Denver, Colorado, completed the Design Approval Binders. The project was approved at the February 2018 Board of Regents meeting. Coordination efforts with the Center for Archeology Studies are complete. Texas State University System is negotiating a revised contract with the AE to proceed into the construction documents phase. Construction to start in October 2018.

10) Elliott Hall Repurposing

Programmer: VisSpiro

Est. Cost: \$6,500,000

Elliott Hall, which opened in 1963, is located next to McCoy Hall and has three freestanding buildings: two for student housing rooms and one for community/administrative functions. Elliott Hall A and B are three-story buildings with 15,510 gross square feet and 14,603 gross square feet respectively. Elliott Hall Administration is a two-story building with 7,180 gross square feet. Texas State wants to repurpose the buildings to achieve classroom and office space. Programming by VisSpiro is complete. LPA Architects of San Antonio, is the selected design team and Hill Wilkinson General Contractors of Austin, is the Construction Manager-at-Risk. Schematic Design is underway.

11) Family and Consumer Sciences Vivarium Research Facility

Programmer: Perkins and Will

Est. Cost: \$4,400,000

The Architectural Space Program for the Family and Consumer Sciences Vivarium Research Facility is complete. The Vivarium Research Facility will house live rodents and research will be conducted in the areas of Cancer, Psychology, and Neuroscience. The proposed layout and mechanical, electrical, and plumbing

enhancements will take into consideration that this project is an existing laboratory conversion. This new Research Facility will meet certification requirements and will comply with all of the standards of the "Guide for the Care and Use of Laboratory Animals", eighth edition. Perkins & Will Architects of Austin, Texas, was selected as the Architect/Engineer and Vaughn Construction will serve as the Construction Manager-at-Risk. Schematic Design is underway.

12) Health Professions Building Space Reconfigurations (now known as Encino Hall)

Programmer: Facility Programming and Consulting      Est. Cost:      \$2,200,000

The Architectural Space Program for the Health Professions Building (Encino Hall) Space Reconfigurations prepared by Facilities Programming and Consulting is complete. The scope of this project focuses on the repurposing and remodeling of spaces to be vacated summer 2017 in the existing building. Construction will commence in summer 2018 when departments relocate to the Round Rock Campus, with an anticipated completion in summer 2019. The project is on the CIP at \$4.4 million. The current estimate, however, is only \$2.2 million and the university has received delegated authority to execute this project. Atkins Architects will serve as Architect/Engineer and the Construction Manager-at-Risk is to be determined in July 2018. Schematic Design is underway.

III. **Construction Phase**

13) DHRL Blanco Hall Renovations

Architect: Pfluger Architects      Est. Cost:      \$29,600,000  
Contractor: SpawGlass Construction Corp.      Est. Completion: August 2019

The scope of work for Blanco Hall Renovation includes new air handling units along with a few selected refurbished units; new pumps; new fan coil units; and cleaning the existing air ducts in the lobby. It includes the replacement of plumbing in the vertical chases, domestic water piping, sewer piping, and water closets. Additionally, the project includes relocation of electrical distribution panels and installation of new light fixtures in the corridors, bedrooms, bathrooms, and portions of the lobby. Design approval for the project occurred at the November 2017 Board of Regents meeting. The Guaranteed Maximum Price was approved in December 2017. The project is 33% complete and Substantial Completion is expected in summer 2019.

14) Bruce and Gloria Ingram Hall (formerly Engineering and Science Building)

Architect: Treanor Architects/Alamo Architects      Est. Cost:      \$120,000,000  
Contractor: SpawGlass Contractors, Inc.      Est. Completion: September 2018

Bruce and Gloria Ingram Hall has an estimated total project cost of \$120 million and total size of 166,851 gross square feet. Construction is approximately 90 percent complete. Recent design deficiencies related to structural omissions were identified on the project and are now being remediated. Partial occupancy is targeted for July

2018 to accommodate classes by August 2018 and October 2018 to be substantially complete with all other areas.

15) LBJ Student Center Expansion

Architect: Atkins Architects, Inc. Est. Cost: \$31,200,000  
Contractor: J.T. Vaughn Construction Est. Completion: January 2020

LBJ Student Center Expansion construction began June 2018. The new mechanical, electrical, and plumbing building infrastructure systems will integrate with the recently upgraded building infrastructure that was part of the recent LBJ Student Center Renovations. The expansion will include a refurbished main entry lobby, a second ballroom, conference rooms, meeting spaces, shared spaces for informal student gatherings and study spaces, a new multi-cultural area, and improved circulation within the expansion and renovated areas. It will also expand and renovate the Welcome Center suite and create an Alumni Center for Alumni Relations. The project design was approved at the February 2018 Board of Regents meeting. The project is under construction with less than 1% complete. Substantial Completion is slated for January 2020.

16) LBJ Student Center Renovation

Architect: Atkins North America Est. Cost: \$20,113,150  
Contractor: J.T. Vaughn Construction Completion: May 2018

The scope of work on the LBJ Student Center Renovation includes repairs and upgrades of the infrastructure components and incidental interior/exterior renovations and repairs. Construction is complete. The anticipated Final Report date to the Board of Regents is November 2018.

17) University Events Center Expansion

Architect: Sink Combs Dethlefs Est. Cost: \$62,500,000  
Contractor: Turner Construction Company Est. Completion: September 2018

The University Events Center project with a scope of work that also includes a new chilled water plant, a new loading dock with access to the lower court level, a multi-purpose suite, locker rooms, and offices, will add 81,282 gross square feet to the existing facility. The expansion includes space for commencement ceremonies and athletic programs. Construction is underway and is approximately 73 percent complete with occupancy anticipated by fall 2018. Partial occupancy occurred in June 2018 with the coaches moving into the building's second level. The project is on schedule and within budget.

18) Willow Hall (formerly Round Rock - Health Professions Building 1)

Architect: Barnes Gromatzky Kosarek Est. Cost: \$67,500,000  
Contractor: The Beck Group Est. Completion: May 2018

Willow Hall (Health Professions Building 1) has a total project cost estimate of \$67.5 million at a total size of 107,708 gross square feet. Construction is complete. The

project came in on time and under budget. Classes scheduled to start in May 2018 are in progress. Physical Therapy and Respiratory Care moved from the San Marcos Campus into the new space in early May 2018. Communication Disorders will move in August 2018.

#### IV. Completed Projects

19) Albert B. Alkek Library Renovations

Architect: PBK Architects, Inc.	Cost:	\$14,024,925
Contractor: J. T. Vaughn Construction	Completion:	June 2017

The Albert B. Alkek Library Renovations project includes the phased repairs and upgrades of electrical, information technology systems, and limited mechanical infrastructure components. The project reached Substantial Completion in June 2017. The Final Report is targeted for submittal to TSUS in November 2018.

20) Archives and Research Center (formerly "Library Repository")

Architect: Harrison Kornberg Architects	Cost:	\$15,415,900
Contractor: DPR Construction	Completion:	Summer 2017

The Archives and Research Center (ARC), located at the Science, Technology, and Advanced Research (STAR) Park, has a total project cost of \$15.4 million. The project is complete. The Archives Research Center houses and preserves valuable library collections, including items from The Wittliff Collections and the University Archives. The Final Report to Texas State University System will be issued in November 2018.

#### V. Final Reports

21) DHRL Retama Hall Renovations

Architect: KSQ Architects, PC	Cost:	\$9,466,602
Contractor: Flynn Construction, Inc.	Completion:	August 2017

As planned, the renovated Retama Hall opened its doors for occupancy for the fall 2017 semester. The Final Report is included with the material for this board meeting.

**FINAL REPORT FOR**  
*J. Michael and Bridget Shahan Events Center*  
*Lamar State College-Orange*

**PROJECT DESCRIPTION:**

*The Dr. J. Michael and Bridget Shahan Events Center is a newly constructed class-room and events center building. In addition to the construction of the building, the project included the addition of one cooling tower at the Central Plant and rebalancing all 4 towers to provide increased efficiencies in addition to facilitating connection to the new building. Total amount of square footage for the building is 31,461. The architectural firm was PBK Architects and the Construction Manager-at-Risk was SpawGlass Construction Corp. The building was substantially complete and accepted on September 28, 2017.*

**FINANCIAL INFORMATION:**

Project Line	Approved BOR Budget	Commitments	Adjustments	Change Orders	Final Amount
Construction Cost Limitation	\$ 10,352,000.00	\$ 10,352,000.00	\$ (722,807.54)	\$ 722,807.54	\$ 10,352,000.00
Contingency	\$ 252,915.00	\$ 22,353.10			\$ -
Architect/Engineering	\$ 765,600.00	\$ 650,000.00	\$ 91,225.00		\$ 741,225.00
Owner Services	\$ 562,126.00	\$ 383,273.60	\$ -	\$ -	\$ 383,273.60
Other (Public Art, Furniture/Fixtures/Equip.)	\$ 397,261.00	\$ 472,303.92	\$ -		\$ 472,303.92
<b>Total</b>	<b>\$ 12,329,902.00</b>	<b>\$ 11,879,930.62</b>	<b>\$ (631,582.54)</b>	<b>\$ 722,807.54</b>	<b>\$ 11,971,155.62</b>

**LIQUIDATED DAMAGES/SETTLEMENTS:**

**CHANGE ORDERS:**

No.	Description	Amount	Time Adjustment
1	Additional work for excavation of soft soils and placement.	\$ 31,680.00	
2	Addition of Strap Beam Between column lines G2 & G3.	\$ 3,042.15	
3	Remove contaminated water from existing tanks and berm, haul off material and backfill.	\$ 28,848.18	
4	Add for Lighting Protection omitted from Buyout.	\$ 38,500.00	
5	Additional Steel Supply & Install for Clarification #8.	\$ 14,890.05	

6		\$ 14,009.00	
	Additional Insulation to accommodate roof angle depth (1").		
7		\$ 3,156.00	
	Sprinkler line re-location.		
8		\$ (1,657.71)	
	Credit for ramp modifications.		
9		\$ 3,788.27	
	Central Plant grade beam modifications.		
10		\$ 5,247.00	
	Door Finish/ Laminate.		
11		\$ 13,066.17	
	Sheetrock change to Greenboard.		
12		\$ 13,083.00	3
	Additional Sheet metal & fascia.		
13		\$ 11,824.00	
	Hardware Finish Change.		
14		\$ -	26
	Additional days due to weather.		
15		\$ 10,000.00	
	Waterproofing Consultant.		
16		\$ 3,979.00	
	Door/Frame Change (114 E, H, K & 113 A), and Panic Bar Dogging change.		
17		\$ 18,350.00	
	Additional steel required for diverter track supports not detailed in the structural drawings.		
18		\$ 26,000.00	
	Change in controls contract from Johnson Controls to Automated Logic.		
19		\$ (13,750.00)	
	Credit for Test and Balance.		
20		\$ 21,329.26	
	Overage for Site Furnishings (change from originally detailed furnishings)		



21		\$ 3,575.00	
	Steel Modifications north low roof and entry.		
22		\$ 4,650.00	
	Corrected Lintel Size.		
23	Steel requested by Elevator manufacturer, corrected Lintel sizes, and steel for parapet wall not detailed in the structural plans.	\$ 4,660.00	
24		\$ 8,804.00	
	Acoustic Panels per CPR #15.		
25		\$ 4,183.00	
	Masonry Premium Time.		
26		\$ 3,846.00	
	Sampson Structural Ties for south roof.		
27		\$ 4,450.00	
	Operable Track steel modifications.		
28		\$ 4,180.00	
	Curtainwall Support for window W-15.		
29		\$ 133.00	
	Exterior Sign Material Change (Fire Pump Room).		
30	Misc. Change Order includes hardscape enhancements and landscape enhancements due to stret donation by the City of Orange that ties the campus grounds together , and additional interior enhancements	\$ 438,942.17	
Total		\$ 722,807.54	29

**HUB PARTICIPATION:**

Percent:

Amount:

**SCHEDULE INFORMATION:**

<b>Project Time Line</b>		<b>Comments/Notes for Project Time Line:</b>
Construction Commencement Date	5/26/2016	
Original Duration (days)	397	
Change Order Adjustments	29	
Liquidated Damage Adjustments (days)	0	
Contract Completion Date	7/26/2017	
Actual Completion Date	8/7/2017	
Difference Between Contract and Actual Completion Date		
	-12	

**BUILDING PERFORMANCE/SUSTAINABILITY EVALUATION OR GENERAL COMMENTS:**

The addition of a cooling tower and the additional balancing and newly installed control software will add efficiencies to the operation of this new building as well as increasing campus-wide efficiency.

**ARCHITECT/ENGINEER EVALUATION:**

PBK Architecture performed at an above-average rate. The work performed throughout the project planning and construction stage was completed professionally.

**CONTRACTOR EVALUATION:**

SpawGlass Construction Corp. of Houston, Texas, performed their work professionally and in an above average manner. The project was completed to the satisfaction of the College.

**APPROVAL BY ALL AUTHORITIES HAVING JURISDICTION:**

City of Orange Fire Department and the Texas Department of Licensing and Regulation  
Architectural Barriers Division

This report is submitted by the Deputy Vice Chancellor for Capital Projects Administration and was prepared based on information and evaluations supplied by the component.

**FINAL REPORT FOR**  
*Wayne A. Reaud Administration & Honors Building*  
*Lamar University*

**PROJECT DESCRIPTION:**

*This project is a new 45,000 square foot building that will house the executive administration, Institutional Research & Reporting, the Honors Student Program, an event lounge, a new campus data center, IT department offices, and a conference center. The architect of record was Page and the Construction Manager-at-Risk was SpawGlass Construction Corp. Substantial Completion was achieved on August 26, 2016, for the interiors and September 26, 2016 for the exterior. Miscellaneous dates were established for other individual components as they were completed.*

**FINANCIAL INFORMATION:**

Project Line	Approved BOR Budget	Commitments	Adjustments	Change Orders	Final Amount
Construction Cost Limitation	\$ 18,995,080	\$ 18,995,080		\$ (1,238,249)	\$ 17,756,831
Demolition	\$ 714,000	\$ 714,000		\$ (53,849)	\$ 660,151
Contingency	\$ 828,539				\$ -
Architect/Engineering	\$ 1,347,205	\$ 1,174,913	\$ 1,429,288		\$ 2,604,201
Owner Services	\$ 1,527,229	\$ 1,957,736			\$ 1,957,736
Other	\$ 1,616,287	\$ 1,699,281			\$ 1,699,281
<b>Total</b>	<b>\$ 25,028,340</b>	<b>\$ 24,541,010</b>	<b>\$ 1,429,288</b>	<b>\$ (1,292,098)</b>	<b>\$ 24,678,200</b>

**LIQUIDATED DAMAGES/SETTLEMENTS:**

N/A

**CHANGE ORDERS:**

No.	Description	Amount	Time Adjustment
1	Deductive change to the demolition contract returning unspent contingency, buyout savings & general requirements savings to Owner	\$ (53,849)	
2	This change documented a correction of the substantial completion date identified in the NTP for construction from January 4, 2016 to February 2, 2016 per the schedule approved in the GMP.		
3	Multiple approved change proposals extended the original date of substantial completion due to excusable weather delays once all of the project float had been consumed		235
4	Deductive change to the GMP returning unspent contingency, buyout savings & work-remaining-to-procure savings to Owner	\$ (1,238,249)	
<b>Total</b>		<b>\$ (1,292,098)</b>	<b>235</b>

**HUB PARTICIPATION:**

Percent: 36%

Amount: \$6,593,957

(Note: HUB numbers are for demolition and new construction combined contract amounts)

**SCHEDULE INFORMATION:**

<b>Project Time Line</b>		<b>Comments/Notes for Project Time Line:</b>
Construction Commencement Date	10/1/2014	The schedule information provided is for construction of the new building only. The original SC date of February 2, 2016 was extended through multiple change proposals for weather delays after all float in the schedule had been used. The demolition of the old Brooks/Shivers residential hall started in March 2014 and was complete in July 2014.
Original Duration (days)	460	
Change Order Adjustments	235	
Liquidated Damage Adjustments (days)	0	
Contract Completion Date	8/26/2016	
Actual Completion Date	8/26/2016	
Difference Between Contract and Actual Completion Date	0	

**BUILDING PERFORMANCE/SUSTAINABILITY EVALUATION OR GENERAL COMMENTS:**

The building was certified for compliance with all State Energy Conservation Office requirements that were in place at the time design started, including the 2011 State Water Efficiency Standards and the requirements of Texas Government Code, Title 4, Ch. 447.004, (c-1), (c-2), and (c-3), as amended in 2011 related to potable and non-potable water for landscape watering and rainwater harvesting technology requirement in new buildings.

**ARCHITECT/ENGINEER EVALUATION:**

Overall the performance of Page was satisfactory. The overall quality of the construction documents was good however, there were inconsistencies & omissions, particularly related to HVAC and plumbing issues that took time to resolve. Construction administration services were above average, with professional and timely management of issues.

**CONTRACTOR EVALUATION:**

SpawGlass' performance was average. The quality of the work constructed put in place was high but SpawGlass struggled with managing the schedule and pushing the work effectively. Completion of several components lingered and the project had to be accepted in multiple phases.

**APPROVAL BY ALL AUTHORITIES HAVING JURISDICTION:**

The project was inspected for compliance with Texas Accessibility Standards by a Registered Accessibility Specialist. All violations cited on the inspection report were corrected and the Inspection Response Form was submitted to TDLR in July 2017. The City of Beaumont fire marshal's office witnessed all life safety testing and performed a final inspection of the building prior to occupancy with the LU office of Environmental Health & Safety/Risk Management.

This report is submitted by the Deputy Vice Chancellor for Capital Projects Administration and was prepared based on information and evaluations supplied by the component.

*Rev. 11/14/14*

**FINAL REPORT FOR**  
*Retama Hall Renovation*  
 Texas State University

**PROJECT DESCRIPTION:**

The Retama Hall Renovation project consisted of removing everything from interior of the building, leaving in place the structural support and the exterior skin only. Complete new interior build out with all new MEP system was installed. All windows and exterior doors were replaced with energy efficient units, new elevator and tower was constructed to provide accessibility between floors. Retama Hall will provide accommodations for 129 students and staff. The architect of record was KSQ Architects and the general contractor was Flynn Construction. Substantial Completion was achieved on August 19, 2017.

**FINANCIAL INFORMATION:**

Project Line	Approved BOR Budget	Commitments	Adjustments	Change Orders	Final Amount
Construction Cost Limitation	\$ 7,719,000.00	\$ 7,233,000.00	\$ -	\$ 7,312.44	\$ 7,240,312.44
Contingency	\$ 810,495.00	\$ -	\$ -	\$ -	\$ -
Architect/Engineering	\$ 996,076.00	\$ 941,185.00	\$ -	\$ -	\$ 941,185.00
Owner Services	\$ 802,875.00	\$ 706,026.69	\$ -	\$ -	\$ 706,026.69
Other	\$ 608,932.00	\$ 579,078.10	\$ -	\$ -	\$ 579,078.10
<b>Total</b>	<b>\$ 10,937,378.00</b>	<b>\$ 9,459,289.79</b>		<b>\$ 7,312.44</b>	<b>\$ 9,466,602.23</b>

**LIQUIDATED DAMAGES/SETTLEMENTS:**

**CHANGE ORDERS:**

No.	Description	Amount	Time Adjustment
1	Change Order #6 (GMP) CP-23: Alternate #3: West porch improvements includes extending the patio, modifying the railing, brick to match the new at the elevator and paint. CP-25: Add ceramic tile wainscot to sidewalls in restroom toilet stalls.	\$ 17,960.92	0
2	Change Order #8 (GMP) CP-38: Replace sidewalk on east courtyard from landing at step to porch back to the new stairs at LBJ Student Center. CP-39: Bench in lobby near pool table. CP-45: Splice case for MH #4 CP-46: Accent Paint at east entry stairs/patio wall.	\$ 18,185.26	0
3	Change Order #12 (GMP) Credit Buyout Contingency Credit CM Contingency Credit Project equipment/supplies.	\$ (28,833.74)	0
<b>Total</b>		<b>\$ 7,312.44</b>	<b>0</b>

**HUB PARTICIPATION:**

Percent: 8%

Amount: \$765,111

**SCHEDULE INFORMATION:**

<b>Project Time Line</b>		<b>Comments/Notes for Project Time Line:</b>
Construction Commencement Date	5/9/2016	Program issued April 2015. The Board of Regents approved the Design Development in February 2016 and Construction Documents were completed in April 2016. Buyout was completed in December 2016 with the approval of the final Best Value Recommended Subcontractor Binder. Substantial Completion was on August 2017.
Original Duration (days)	467	
Change Order Adjustments	0	
Liquidated Damage Adjustments (days)	0	
Contract Completion Date	8/19/2017	
Actual Completion Date	8/19/2017	
Difference Between Contract	0	

**BUILDING PERFORMANCE/SUSTAINABILITY EVALUATION OR GENERAL COMMENTS :**

The project meets the requirements of ASHRAE 90.1-2010 and ASHRAE 62.1-2007. The design demolished all existing interior construction. Only the structure and exterior skin remained on the building.

**ARCHITECT/ENGINEER EVALUATION:**

The overall performance of the Architectural firm of KSQ Architects and its consultants was average.

**CONTRACTOR EVALUATION**

The performance of Flynn Construction, the CMAR, was average. Flynn Construction was average in their support to the AE team and in their supervision of the construction.

**APPROVAL BY ALL AUTHORITIES HAVING JURISDICTION:**

Life Safety inspections and approvals were conducted and received from Texas State University EHSRM Department. Code Review and Inspections were performed by the Division-Architectural Barriers Program of the Texas Department of Licensing and Regulation to ensure accessibility of the physically impaired in this project. No Federal funding was involved; therefore, no other approvals from Federal or State agencies was necessary.

This report is submitted by the Deputy Vice Chancellor for Capital Projects Administration and was prepared based on information and evaluations supplied by the component.

APPENDIX – PRESIDENTS' REPORTS





# LAMAR UNIVERSITY

MEMBER THE TEXAS STATE UNIVERSITY SYSTEM™

## President's Briefing for The Texas State University System Board of Regents August 2018

### **RETENTION & RECRUITMENT:**

Lamar University has initiated several key strategies to address recruitment and retention. Foremost among these and dating back to last summer, the admission application process opened on July 1 rather than August 1, 2017 for the upcoming fall 2018 semester. This has resulted in a 10% increase in freshman applications over the previous year. Given this upward trend, LU recently opened the fall 2019 application window on July 1, 2018, with plans to analyze the increase in freshman applications over the next year as well.

LU's strategy for the fall 2019 application cycle continues to center on aggressive recruitment into Central and South Texas territories. Heading into fall 2018, historical application data shows the university is up 27.2% in admitted students and is up 118% in enrolled students from this region. On the strength of these percentages, Lamar University has hired two new admission counselors who will register for membership in three majors recruiting networks in these areas: ARC (Austin Regional Counselors), SARN (San Antonio Regional Network) and STARN (South Texas Regional Network). These network memberships will allow LU to partner with high school counselors to create a number of direct access opportunities with college bound students. LU is likewise expanding recruiting efforts into the Rio Grande Valley.

The university has put in place an executive director for retention and student success who is charged with implementing and overseeing strategies for both enrollment management and the academic components of student support services. Concerning enrollment management, LU is continuing its partnership with Ruffalo Noel-Levitz, a highly regarded strategic enrollment planning and research firm that delivers the research, data, expertise and analytics to target those students with a strong likelihood of pursuing higher education. This targeted recruitment strategy has yielded promising results in that freshman enrollment for fall 2018 is currently up 4.4% in contrast to this date (July 6, 2017) last year. Also in concert with Noel-Levitz, the university's newly formed Strategic Enrollment Planning Council has moved toward developing a long-term and adaptive recruitment and retention plan that is both data-informed and that correctly aligns fiscal, academic, co-curriculum and career development resources for the benefit of our students.

Additionally, Lamar University is actively involved in the full implementation of the EAB (Educational Advisory Board) Student Success Collaborative, which combines academic components with student support services. Based on ten years of data provided by LU, SSC has developed a series of predictive "markers" allowing advisors to identify first year freshman and continuing students who may be at risk in regard to degree progression. Advisors thus have a more informed opportunity to reach out to students and provide them with additional guidance and support in their chosen fields of study. Moreover, new communication strategies have made connecting with at-risk students a seamless process. LU recently piloted EAB's *Guide Mobile* application to the fall 2018 freshman class during the university's first orientation session. The application download rates were higher than expected. More importantly, the *Guide Mobile* application will be used as the student-facing portal of SSC, and valuable information will be at students' fingertips to keep them on the path toward degree completion.

### **ACADEMIC AFFAIRS:**

#### **College of Business**

On February 21, 2018, LU's College of Business hosted Mr. Aaron Beam, the first chief financial officer at Healthsouth Corp. As the company's co-founder, Beam witnessed first-hand the series of accounting, stock manipulation and leadership failures that led Healthsouth to the \$2B securities fraud scandal and ultimate prosecution of Richard Scrushy. Striving to make a positive difference by educating others about the pitfalls of unethical behavior, Beam delivered a powerful message about *ethics first* to Lamar University alumni, invited community guests, faculty and students who attended the evening event.

Ten students from LU's Department of Management Information Systems and Department of Computer Science were offered a unique opportunity by Mr. Scott Sutker, vice president of SAP (Systems Applications and Products), which develops enterprise software solutions to help manage business operations and customer relations. Sutker invited this select group of LU talent to collaborate with SAP developers and restructure the company's landing page for its human

resource module. The collaboration was soon dubbed the SAP JAM Glam Project, and the group's final redesign was approved by Sutker for publication. SAP products for small businesses and midsize companies are delivered through its expanding global market.

### **College of Engineering**

Dr. Berna Tokgoz, professor of industrial engineering, was selected to attend the Academic Leadership for Women Engineers (ALWE) program at the WE17 Annual Conference. She also received an ASSIST travel grant to participate in the conference.

### **College of Fine Arts & Communication**

#### **Department of Speech and Hearing**

Dr. Vinay Manchaiah and his colleagues in the UK were awarded the Shapiro Prize 2017 by the British Tinnitus Association for their work on Internet-based cognitive behavioral therapy for tinnitus sufferers. The prize recognizes their efforts while encouraging researchers and others to develop an interest in tinnitus.

Additionally, Manchaiah was awarded the Bharat Samman Award 2017 by the NRI Institute in the field of education. The Bharat Samman Awards are conferred to a select group of Persons of Indian Origin living in India and abroad for their outstanding achievements in the chosen field of activities for the contribution to the socio-economic development of India along with the country of their adoption. The Pravasi Bharatiya Samman Award (PBSA) is the highest honor conferred on overseas Indians.

#### **Department of Theatre and Dance**

Assistant Professor of Theatre and Dance Travis Prokop and Dance major Katelyn Kirk were honored when adjudicators selected their choreography to be presented at the American College Dance Association Gala Concert. Prokop's choreography "Red Velvet is Just Chocolate" and Katelyn Kirk's "Picture Not So Perfect" were selected from among forty presentations delivered by faculty, guest artists and students during the ACDA South Central Regional Conference Competition March 2-6, 2017. This is the first time during the same year that student and faculty work from LU has been chosen for the gala concert, and the first time since 2007 that a Lamar University choreographed piece had been selected for the event.

Assistant Professor Cherie Acosta presented at the Arts in Humanities Conference sponsored by the Common Ground Research Network at American University in Paris, France June 14-16, 2017. Common Ground Research Networks are committed to building new kinds of knowledge communities that are innovative within their medium and forward thinking in their messages. Acosta's presentation involved a collaboration with Mr. Norman Barker, associate professor of pathology at Johns Hopkins University School of Medicine. Their project explored the paradox of illness through the construction of three Grecian gowns that incorporated photographic images of diseases such as lymphoma and meningioma. In turn, the gowns were part of a dance piece choreographed by Travis Prokop. This collaboration between pathologist, costume designer and choreographer showcased the visual rhetoric of clothing and the identification of universal suffering as a place of connection.

### **UNIVERSITY ADVANCEMENT:**

**New Officers and Trustees.** The Lamar University Foundation elected four officers to serve two-year terms beginning September 1, 2018. In addition, the foundation elected four new trustees who will assume the positions vacated by those whose terms have ended. These trustees will serve four one-year terms also beginning on September 1, 2018:

#### **Officers**

**J. Mark Smith, Chair** - A 1979 Lamar University BBA alumnus, Smith is president and owner of J. Mark Smith & Associates. Smith's company has been active in the petroleum land business for more than 35 years, performing all phases of land work related to oil and gas exploration and pipeline right-of-way acquisition. The corporation has offices in Beaumont, Houston, Midland and New Orleans. Smith has been a trustee of the Lamar University Foundation since September 2011, and has chaired the investment committee since September 2013. Smith is a member of the Mirabeau Society for contributions for more than 25 years, and a member of the President's Circle which honors the university's most consistent supporters.

**Elaine Henry, Vice-Chair** - Henry is a 1971 alumna of Lamar University with a BS in Biology. She retired as HR director for Dow Chemical in 2007 and later became a retail entrepreneur in Angleton, TX until her second retirement in 2018. Henry has been a trustee of the Lamar University Foundation since September 2012 and has chaired the development committee since September 2014. She is a member of the Lamar University Planned Giving Advisory Council, a member of the Mirabeau Society and the President's Circle.

**J. Pat Parsons, Treasurer** - A distinguished alumnus of Lamar University, Parsons received his BBA in Accounting in 1971. Parsons began his banking career with First City National Bank of Houston, and from 1979-1984, served jointly as general manager for First City National Bank – London Branch and as a department manager in the energy division of First City in Houston. In 1985, he transferred home to First City and served as the bank’s president and chief operating officer. He later joined Community Bank & Trust SSB, as president and chief operating officer in 1992. When Community Bank was sold to Texas State Bank, Parsons became regional president of Texas State Bank until 2006. He resigned from BBVA to start Beaumont-based Community Bank of Texas, serving as its founding CEO and chairman of the board. Parsons has been a trustee of the Lamar University Foundation since September 2017 and is a member of the Mirabeau Society and the President’s Circle.

**Sandra Clark, Secretary** - Clark is a practicing attorney in Beaumont and Houston and a shareholder and member of the management committee of MehaffyWeber, P.C. After earning her MA in English from LU in 1976, Clark joined MehaffyWeber in 1980. She has been recognized by her peers in *Best Lawyers in America* for the last fifteen years, recognized in *Texas Monthly Magazine* as a Super Lawyer for ten consecutive years, recognized as a Top 50 Female Super Lawyer in the State of Texas and top 100 Attorneys in the Houston area. Clark is the recipient of the President’s Citation from the State Bar of Texas and a member of the Federation of Defense and Corporate Counsel and the DuPont Legal Leadership Council. Clark has been a trustee of the Lamar University Foundation since September 2011 and has served on the executive committee since September 2014. She is a member of the Mirabeau Society, the President’s Circle and delivered the commencement address during the December 2015 College of Fine Arts and Communication graduation ceremony.

### **Trustees**

**Carmen Jordan** - A 1990 BBA in Finance alumna of Lamar University, Jordan has spent her career in the banking industry. She currently serves as executive vice president of Origin Bank of Houston. She previously served as president of the Houston Market of Iberia Bank, as executive vice president and chief lending officer for Encore Bank, senior vice president for Amegy Bank and branch manager for First Interstate Bank. Jordan serves on the university’s College of Business Advisory Council and on the 2018 search committee for the Dean of the College of Business. Jordan is a member of the President’s Circle and was honored as the May 2015 College of Business Commencement speaker.

**Becky Mason** - A distinguished alumna of LU, Mason graduated magna cum laude in 1971 with a BS degree in education before teaching school for six years after she developed a nationally recognized safety program for Mason Construction. Throughout her career, Mason has been extremely involved as a leader in Southeast Texas. She served as a community representative to the 2015 LU Strategic Planning Committee, the Alumni Advisory Board from 2005-2008, the board of the JASON Project and the executive committee of the Friends of the Arts Board where she has served two terms as vice president and one term as president. Mason is a member of the President’s Circle and of the Spindletop Society, which recognizes donors whose philanthropic support exceeds one million dollars.

**Lori Ryerkerk** - Ryerkerk serves as executive vice president of Shell Global Manufacturing and is recognized as a trailblazer in her three-plus decades in the energy industry. Named the first female general manager in the history of ExxonMobil’s Beaumont refinery, Ryerkerk has been breaking gender barriers throughout her career; from the early days in the field at a Baton Rouge refinery to more diverse roles overseeing some of the most technically complex operations in the industry. Ryerkerk joined Shell in May 2010, serving first as manufacturing’s regional vice president in Europe/Africa. In October 2013, she was named executive vice president, manufacturing. Ryerkerk serves on LU’s College of Engineering Advisory Council and has served as an executive in residence for the College of Business.

**Herman Wilson** - Wilson earned his BBA in Accounting from LU in 1963, graduating summa cum laude and as a football letterman. He began his career as a CPA in a public accounting firm in Houston before moving to the agricultural industry. Wilson purchased the remnants of Shell Oil Co.’s farm chemicals business, and the California based Western Farm Service Inc. in 1988; he then renamed company Western Farmco and moved its headquarters to Houston. In 1994, a Canadian distributor, Comico Fertilizers Ltd. of Calgary, acquired Wilson’s business in a swap for Farmco stock. Wilson maintained ownership and control of the western farm division, Pioneer Equipment Co., which he owns and operates from Houston. Wilson serves on the university’s College of Business Advisory Council and is a member of the Mirabeau Society and President’s Circle. He likewise is a member of the Spindletop Society that recognizes donors whose philanthropic support exceeds one million dollars.

## **CAPITAL IMPROVEMENTS:**

The Mary and John Gray Library renovated entrance and lobby as well as the new Starbucks opened on January 16 and has done exceptionally well with no signs of a slow-down in demand. Financial close-out is underway.

Construction is finished on the Chemical Engineering Unit Operations Lab and has been open and utilized since the start of the spring 2018 semester. The scope of the project entailed demolition and complete renovation of approximately 3,500 square feet of lab space in the Lucas Engineering building.

Lamar University celebrated the grand opening of the renovated Richard W. Setzer Student Center, otherwise known as “The Set,” on April 12. The total project budget was 27.9M. A jubilant crowd of students, staff and community members shared the event with invited guests, including TSUS Regent Bill Scott, Chancellor Dr. Brian McCall, Vice Chancellor for Governmental Relations Sean Cunningham and Vice Chancellor for Finance Daniel Harper. The ribbon cutting ceremony symbolized a bold step forward in the ongoing transformation of the LU campus. That said, final costs are expected to be approximately 15% below the approved budget.

The Science and Technology Building is scheduled for completion on November 30, 2018. Being the first entirely new academic building to be added to campus in more than four decades, it will provide the university with a showcase facility to assist in recruiting quality students and faculty, to transform its STEM programs and to be more competitive in the marketplace. Construction costs were budgeted at \$60M, and given significant buy-out savings, the project is expected to stay well within that figure.

## **INFORMATION TECHNOLOGY:**

### *Completed projects*

Ellucian International Student & Scholar Management (ISSM) went live in June 2018 and serves to enhance SEVIS compliance and provides tools to attract and retain international students and scholars, increase productivity and service across all areas of responsibility and minimize paper processes.

### *Current projects*

The second year of the Campus PC Refresh will replace more than 350 PCs including student labs, study labs, classrooms and a limited number of faculty and administrative PCs. Installation of the new computers will occur in August 2018. Computers identified for replacement will be recycled.

Tableau provides visual analytics and dashboards across various university data sets. Previously restricted to publication in the Tableau public cloud, the deployment of an on campus Tableau server environment will enable secure and custom delivery of data dashboards to internal stakeholders.

The LiveSafe Solution is a mobile two-way safety communications platform and risk mitigation tool used by businesses and universities providing the ability to communicate safety information to constituencies. In addition, it delivers peer-to-peer and self-service tools to help everyone in the community stay safe, in everyday and high risk scenarios.

Phase II of the digital signage project, which provides delivery of coordinated content to campus-wide digital displays, will extend digital signage capabilities to approximately 25 additional buildings.

Following a successful pilot, encryption was applied to all desktops and laptop computers within the Information Technology Division that meet encryption requirements. Deployment outside of IT continues in the next phase of the project.



# SAM HOUSTON STATE UNIVERSITY

## President's Briefing for the TSUS Board of Regents August 2018

### **RECRUITMENT AND RETENTION**

The College of Education now offers two unique programs for future educators to earn classrooms of their own. The EdAide Cohort Program implemented fall 2017 allows paraprofessionals working in public schools the opportunity to complete their bachelor's degree and teaching certifications without having to quit their full-time jobs. The 4+1 Cohort Program implemented spring 2018 provides students the opportunity to complete their bachelor's and master's degrees and earn their teaching certification in five years.

Sam Houston State University's commitment to providing high-quality online education has received nationwide attention. OnlineColleges.com recently ranked SHSU 18<sup>th</sup> on the list of, "Best Online Colleges for Veterans and Their Families in 2018." The list ranked the 20 best universities in the nation that offer a quality online education as well as particular benefits for students who have been either directly or indirectly involved in the military.

### **INSTITUTIONAL DEVELOPMENT**

As of May 31, 2018, the "Honoring Traditions. Creating Futures Campaign," secured nearly \$111 million in gifts, pledges, and verbal commitments. This is an internal number, because substantial portions of the verbal commitments are contingent on approval of the osteopathic medical program. Fiscal year fund raising is at \$12.4 million in gifts and pledges from 9,000 donors who have made more than 20,000 gifts.

Alumni Association membership is more than 13,000 and Life Membership has reached the 3,100 mark. The alumni office has held nearly 300 alumni meetings and events, attracting the participation of nearly 23,000 alumni and friends. The staff is making substantial progress with securing tailgating sponsors for football and the Annual Awards Gala.

Marketing & Communications (MarCom) has completed approximately 3,500 projects and has recorded more than 30,000 media placements. The Facebook page has more than 81,000 Likes and continues to have an average of 139,000 monthly users.

Advancement Services has surpassed its goal of 142,000 alumni and friends with valid addresses. As of the end of May, the office had made nearly 1.3 million record updates.

The Sam Houston Memorial Museum is on track to reach its goal of 45,000 visitors with nearly 40,000 to date. Through May, almost 100 school tours have been conducted that brought 6,300 children to the museum's facilities and campus.



# SAM HOUSTON STATE UNIVERSITY

## **CAPITAL IMPROVEMENTS**

The Art Complex groundbreaking ceremony took place June 18, 2018. This 71,000 square foot building will include studios, instructional space, galleries, a multipurpose room and faculty offices.

The Lowman Student Center Expansion is approximately 80% complete.

The Biology Laboratory Building itself is 100% complete. The DNA lab and outside rain garden are 30% and 60% complete, respectively.

## **INFORMATION TECHNOLOGY**

SHSU implemented the TSUS licensed Duo two-factor authentication solution on July 13<sup>th</sup> for all Banner applications. By requiring a secondary logon authentication similar to many banks, Duo will increase the security of user data by allowing additional self-service systems to be automated since they are now more secure. For example, direct deposit changes will now be electronic rather than hardcopy signed documents.

IT has established a partnership with the SHSU Marketing and Communication division where IT will fund a marketing and communications staff member that is dedicated to IT. This partnership is considered an evolution of the historically IT managed marketing position and is anticipated to result in a more successful outcome by allowing the MarCom experts to manage and train the core skillset while IT can rely upon the position to help communicate changes and awareness of critical topics.

IT, Finance and Operations, and Enrollment Management VP's are collaborating to research a holistic approach for prioritization and allocation of resources to campus projects. The collaborative efforts initial phase is a true-up of the status for active projects, then will move into review and enhancements to the campus wide planning team. In parallel we are initiating a review of the expectations for SHSU Business Analysts role in order to increase success and efficiency of the liaison role between IT and functional units to ensure continued success of projects as we grow and become more complex and to streamline processes to expedite solution delivery by improved clarity of scope and constraints.

Co-author of "We Move Our Own Cheese" Dr. Vic Sower, has been engaged by IT to facilitate training with IT leadership to mature skills used for process analysis and documentation in order to improve deliverables and expedite IT's ability to assist campus with solution delivery. Additionally Dr. Sower will be assisting IT leadership team to enhance their understanding of expectations of interacting at the executive level so the team can continuously improve IT service delivery by ensuring efficient and clear communications between the team.



# SAM HOUSTON STATE UNIVERSITY

IT, SHSU Online, Enrollment Management and Marketing & Communication are partnering to lead a redesign and modernization of the SHSU website. Teams have studied usage patterns and national website trends and are updating the SHSU website design to more accurately represent the current usage of the site, while increasing marketing and awareness for visitors about relevant SHSU opportunities and benefits. The page that will first be visible to visitors will be simplified to include only the most accessed information and will include engaging graphic content to quickly communicate a visual story of SHSU.

## CAMPUS SPECIFIC ITEMS

Meagan Balentine, Sam Houston State University's assistant spirit programs coach, along with Bearkat alumnus Jesse Hulet have been invited to coach the 2019 National All-Girl Team and the National Coed Team in Norway. Both the Norway National All-Girl Team and Norway National Coed Team will train to represent Team Norway at the International Cheer Union in Orlando, Florida in the Premier Division.

Hanna Alberto has been named Southland Conference Women's Golfer of the Year. Alberto, a two-time selection to the first team, was voted for the top player honor after a season in which she won three tournaments in her sophomore campaign. The native of Kingwood, Texas, led the conference in average score at 72.73. Her 1.21 score vs. par was the best in the league.

For the first time in four years, the Southland Conference Commissioner's Cup is returning to Huntsville for the sixth time. In addition to the Commissioner's Cup, the Bearkats also won the Men's All-Sports Trophy. The sixth cup win for the Bearkats now moves the department past Stephen F. Austin for most in Conference history.

Musical Theatre graduating senior Adrian Lopez recently attended The Kennedy Center American College Theater Festival in Washington, D.C., and impressively took home the 1<sup>st</sup> place prize for the Musical Theatre Initiative. This is the second year in a row that an SHSU student has taken home this award. The accomplishment is exceptional considering only eight students are accepted from various regions across the country to participate in the national festival. Representing SHSU's region, Lopez earned the first-place honor competing with over 18,000 students.

Sam Houston State University students have written and illustrated a children's book about the chickens who frequently visit the university's campus. Published by Bright Sky Press, the book rolled out with a signing event on May 3, 2018. *The Story of the Sam Houston Chickens* is a fictional book based on a true story about chickens coming to live on the grounds of the Sam Houston Memorial Museum. Casey Roon, curator of exhibits for the museum, served as advisor and editor on the project, and the book's illustrations are by SHSU art student Victoria Gillis.



**SUL ROSS STATE UNIVERSITY**  
MEMBER THE TEXAS STATE UNIVERSITY SYSTEM™



**President's Briefing for the Board of Regents  
August 2018**

## **INSTITUTIONAL EFFECTIVENESS**

The Office of Institutional Effectiveness is preparing the Response Report for the Southern Association of Colleges and Schools Commission on Colleges (SACSCOC) that is due on September 5. One of the four SACSCOC recommendations calls for common degree plans for the institution. Faculty from Rio Grande College and Alpine have been collaborating to create common degree plans for thirteen programs currently offered at all campuses. These aligned degree plans will be included in the Response Report to SACSCOC.

The IE Office also is preparing for the Annual Peer Review on August 2, 2018. At that time, faculty from all campuses will meet to evaluate the 64 academic program reports for the 2017-2018 academic year. Faculty will provide feedback to each program coordinator and select the top reports for university-wide recognition. Throughout the year, the SACSCOC Faculty Liaison works with colleagues to assist them in completing the academic program reports for this review.

SACSCOC is holding the annual Summer Institute in Atlanta, Georgia, from July 22-25<sup>th</sup>. Libby Newman, Director of Institutional Effectiveness, will be attending that event and representing the university.

## **RETENTION AND RECRUITMENT**

Our new Vice President for Enrollment Management began working on May 15. She has been tasked with analyzing our current policies, practices, work processes, and personnel efficiency for both Alpine and RGC and to ultimately write Strategic Enrollment Plans (SEM) for both RGC and Alpine to increase enrollment. So far, her efforts have resulted in the following initiatives:

Dr. Harris continues meeting with many administrators, faculty and staff in her area and others at Alpine and RGC, listening to stories about the history and culture of Sul Ross and asking questions about the enrollment management enterprise. She is gathering information for her analysis in order to improve service delivery, streamline processes, and write the SEM plans.

There have been a few resignations in some of our enrollment departments and Dr. Harris is working on rewriting job descriptions, retraining and training staff for cross functionality, and interviewing to hire new staff. Staffing will be more difficult at RGC as several departments have been intertwined in some functions and very separate in others. She is working on retraining staff to be "generalists" in their approach as they meet and work with students. There are likely going to be some salary adjustments in several areas with these changes.

We have made some modifications to SOAR this year and will also be making some to the Orientation session at RGC. Dr. Harris is training and teaching staff to include point in time information that needs to be delivered during this event and to include a more formal welcome from a campus administrator or faculty member. Some of the information will change at RGC for the fall and some will change for January.



## UNIVERSITY ADVANCEMENT

The Development and Alumni division incorporated social media into programmatic changes. The alumni office teamed up with the Athletics department to host an inaugural golf tournament in San Antonio in June with plans for the event to be held annually. The staff will travel to San Antonio for the annual Texas High School Coach's Association Conference and will co-host a Sully Social welcoming alumni and friends to San Antonio. Late July brings the Rodeo Exes back to the Sul Ross arena for the annual ANRS Exes reunion. The Creative Services Team continues work on the web redesign as well as moving the university newspaper to an online format. Ongoing discussions continue regarding consistent messaging and image for Sul Ross and Rio Grande College.

The University received gifts from individuals and foundations totaling \$439,634 over this quarter, and continues to focus on strengthening alumni and major donor giving, as well as increased support from corporate and private foundations.

## CAPITAL IMPROVEMENTS

Investigations and reviews indicate that issues exist with both the design and construction of the Campus Access Phase One project. An independent structural engineer was on site 4/4/2018 to review and evaluate the construction deficiencies. Pride General Contractors from El Paso was onsite and remains committed to address necessary construction deficiencies. Date for initiation of repairs is pending based discussions related to the the engineer's report and the scope of redesign efforts.

Concept plans for Campus Access Phases Two and Three have been received from Line and Space Architects. Feedback has been provided and schematic design is underway.

The Visitor Center conceptual design has been approved and a Statement of Probable Costs has been evaluated. Revised Delegation Letter is being prepared due to increases in scope and probable costs. Efforts are underway to determine appropriate value engineering scenarios to accommodate available funding.

The Texas Native Seeds Research Center is nearing completion by Alpha Building Corporation; the potting shed, shade structure, and greenhouse are complete pending some remediation. Project scope may be modified to provide a connection to city water in lieu of the proposed new well in hopes of providing a more reliable source for redundancy.

Vandergriff Group Architects have received preliminary cost information for the proposed renovations of the Kokernot Lodge and Amphitheater. The next phase of the project is to pursue funding sources. Private sources have expressed an interest in the project.

Work on remediation of the damages resulting from the major hail storm suffered in summer 2014 continues. Line and Space Architects are tasked with producing the necessary documents for the roof replacements at the Fine Arts Building and the University Center. Roof replacement will include changing to a modified built-up roofing system with a white mineral faced cap sheet in lieu of the existing ballasted system. Scope of Work will also include providing overflow drains and rigid tapered foam insulation to achieve minimum code roof slopes. Evaluations of project scope and projected costs are underway.

## INFORMATION TECHNOLOGY

**PBX/Server Room Updates.** The Systems and Networking team is busy with two significant updates in our PBX/Server room. They are working with Dell to install new servers for our Virtual Management environment that provide faster processing capabilities and higher throughput. These new servers are used to run many of our institutional applications, including email, Banner, Perceptive Content (formerly ImageNow) and others. These new servers will allow us to continue to offer these services for the next several years. Dell is scheduled to be onsite July 17 and 18 to install the new hardware. Over the few weeks following the install, all applications are to be migrated to these new servers. There should not be any downtime associated with this installation and the migration to this new hardware. The Systems and Networking team is also replacing a number of aging network switches in this space to ensure we can maintain the network and internet connectivity. These new switches will be installed during the August timeframe. Some downtime is expected with this upgrade.

**Banner 9 Upgrade.** The Banner 9 application upgrade is installed in our testing and production environments and is being used by the Banner Data Owners group and the Ellucian Technology Management Services team, which provides support services for our Banner environment, to determine what additional items need to be fixed or reconfigured before engaging the remainder of the institution. We plan to continue working in the Banner 8 and Banner 9 environments until late fall, at which time we intend to turn off access to Banner and run exclusively on Banner 9. Banner 9 brings the following benefits to users of the application:

- No client-side java dependency, making the use and support of the application at the desktop less onerous
- The ability to run Banner in multiple browsers across multiple Operating Systems (OS), including various versions of Windows and MacOS. At this time, Ellucian is suggesting the use of Firefox and Chrome and will ensure other browsers work in the coming releases
- Single Sign On (SSO) capability alleviates the need for an additional userid and password
- Modern User Interface (UI) creates a better experience for the Banner users
- The ability to run some Banner features as an “app,” which can be accessed on any device that supports a modern browser, including many smart phones and tablets. No timetable is set for the release of apps.

**Ellucian Contract Extension.** Sul Ross has extended our current Technology Managed Services (TMS) to August 31, 2019. This is the last of the three allowable extensions, based on the original 2011 contract. OIT is working with the Banner Data Owners and others on a Request for Proposal (RFP) to identify a provider for our next services contract starting September 1, 2019. We are also looking at other options within TSUS for support of some of the needed items.

**Perceptive Content (formerly ImageNow) Document Management System.** In conversations with Hyland, the owner of our document management system, Perceptive Content (formerly ImageNow), to upgrade the existing system. We intend to upgrade to the latest version this calendar year.

**Touchnet/Ellucian OneCard VIP Solution.** We have signed the contract to replace our aged card access system, Identicard, with Touchnet/Ellucian’s OneCard VIP solution. This new solution will offer a richer set of features than a traditional card access system and integrates with applications such as Banner, Aramark’s system, and others. Our plan is to implement the new card access system over the summer and begin looking for value-add opportunities on the Alpine

campus.

**Switch/Network Updates for RGC Campuses.** The switch hardware for the Del Rio and Eagle Pass campuses is being updated. The Networking team has already completed the needed updates in the Del Rio Campus and will perform the same updates for the Eagle Pass campus later in the month of July or early August. In the fall, we will consider replacing some of the switches that are beyond their life expectancy and are no longer supported by the manufacturer.

**New Classrooms for RGC Campuses.** The Educational Technology Director and Lobo Technology Assistance Center (LTAC) are building six new classrooms for the RGC campuses, two at each location, with equipment salvaged from the Castroville site. These classrooms allow more offerings in support of student demand at those campuses. These classrooms are scheduled to come online before the start of the fall semester.

**Fire and Safety Systems Updates.** A number of repairs and updates are being applied to the various safety systems across the Alpine campus (SWTJC provides these updates to the RGC campuses). These include updates and repairs to fire alarm systems, fire sprinkler systems, the current card access systems, and others. These repairs and updates are already in place or to be completed in time for the start of the fall semester.

**Print Management via Papercut.** LTAC is installing and configuring an application, Papercut, that is used widely for print management. Once the software is installed and running, it will be used to monitor printing activity in labs, some classes, and in locations where printers are generally available, such as the Library. For at least one long semester, data is to be collected in these locations in order to determine who is printing, what is being printed, and how much are they printing. The software will be ready for the start of the fall semester.

**Disaster Recovery Replacement.** For the last 4 years, servers at an alternate location have been used backup and disaster recovery, should that be needed. This hardware is nearing its end of life and needs replacement. The OIT staff are pulling together information and developing alternatives for this important feature. While new solutions won't be in place until next summer, this evaluative process is the starting point for determining where we need to go next. Alternatives include:

- Expanding the use of alternative systems we already own
- Cloud-based options
- Third-party options

**Annual Risk Assessments.** OIT and other areas of the institution are required to perform an annual risk assessment on the state-owned information resources available to us. This analysis allows to understand and development plans for the risks associated with these assets. Over the remainder of the summer, OIT will work with other departments to complete the risk assessments for 2018.

**General Lab and Classroom Cleanup.** Each summer, while many of our academic spaces are not in use, LTAC reimages and cleans up many of the computers in these spaces to ensure they are ready for the coming academic year. For example, this summer LTAC is working on LH 300, LH309, Ferguson 201, and others. This includes cleanup of computers as well as the physical space. These updates are to be completed before the start of the fall semester.

**CCTV Expansion.** We are evaluating locations for an expansion of the current CCTV system. A number of locations that ran under the older CCTV system no longer function and need to be replaced. Additionally, a number of new locations need to be brought online to ensure we have adequate coverage for the campus. This evaluative process is to be completed this summer with possible expansions completed in the fall.

## **INSTITUTIONAL DEVELOPMENT**

**The Center for Big Bend Studies (CBBS)** continues to seek funding from various sources for operational expenses (\$40,000 was cut from the Center's special line item funding during the 2017 Texas Legislative session), the Trans-Pecos Archaeological Program (TAP), and for research of the historic period.

The CBBS remains actively engaged in archaeological research on several private ranches, focusing on Pinto Canyon Ranch (PCR) and the 02 Ranch. Recent work has concentrated on the following sites: Genevieve Lykes Duncan, Second Gate, Deep End, Briscoe Midden, Ranger Dump, and Spirit Eye Cave. Our research at Spirit Eye—a large cave with two entrances and several tunnels—has continued and we recently made progress there through the Sul Ross State University archaeological field school. Our research includes efforts to date and classify perishable artifacts previously recovered and that process yielded the oldest date for corn in Texas—ca. 160 B.C. Work at this site, especially recovery and analysis of perishable artifacts, promises to rewrite our understanding of human ingenuity through time in the harsh Chihuahuan Desert.

The CBBS continues to work on a searchable rock art database for the region and on our massive 1,200+ page report on the long-term archaeological survey of Big Bend National Park. The *Journal of Big Bend Studies* Volume 29 (for 2017) is undergoing final edits and should be sent to the printer in coming weeks. The loss of state funding for our in-house editor has caused this publication delay. The Center's next "Index of the Journal of Big Bend Studies, Volumes 20–27" is undergoing final layout and will also soon go to the printer. "In the Shadow of the Chinatis: A History of Pinto Canyon in the Big Bend of Texas," a Center initiative and written by a CBBS staff member, will be published by Texas A&M Press later this year. Several other outside manuscripts are under consideration for publication, including one on past work by an early researcher in the region, J. Charles Kelley, along Mexico's Río Conchos.

Following the historic agreement (Memorandum of Understanding/MOU) last summer between the CBBS and Mexico's *Instituto Nacional de Antropología e Historia* (INAH), the parties collaborated recently through several means. Staff of both organizations were involved in presentations at the second annual Agave Festival in Marfa and during an initial field investigation of the Puliques site (along the Rio Grande on the Mexican side of the river). A recent grant received from the Wayne and Joann Moore Foundation has provided seed money for the collaboration at La Junta (area at the confluence of the Rio Grande and Río Conchos); efforts are underway to formalize this research program (the La Junta de los Ríos Archaeological Program) in order to help secure additional funds. In addition, efforts continue by Mexican and Spanish archivists to find and translate Spanish documents concerning the Spanish period (ca. A.D. 1683–1760) at La Junta. These searches are underway in the *Archivo General de la Nación* (AGN) and the *Centro de Estudios de Historia de México*, and several repositories in Spain. Furthermore, the CBBS remains engaged with the AGN in regard to their document digitization initiative.

Recent CBBS grants and donations received (Total=\$44,532):  
\$8,532 received from individuals as donations

\$36,000 received from foundations as grants

**Rio Grande Research Center** personnel are involved in the ongoing study of the impact of the removal of invasive species (primarily giant river cane) in Boquillas canyon in Big Bend National Park. The restoration activities include initial burning of stands of river cane followed later by the spray application of an herbicide. Our past contributions include topographic surveys of sand and gravel bars in the canyon to monitor sediment mobility that should result from the removal of the cane.

Recent activities include monitoring work completed in the Black Gap Wildlife Management Area, downstream from Boquillas canyon. Preceding a restoration project that will include the burning of river cane along a 7 mile section in the management area, we completed a hydrologic assessment and aerial mapping project for the planned burn area. This included the measurement of river flow (discharge) at 8 locations using Acoustic Doppler technology. The 7 mile section includes numerous springs from the Edwards-Trinity Plateau aquifer, and we wanted to quantify any changes in spring and/or river flow that might occur due to the removal of the river cane. We measured an overall increase of ~20 cubic feet per second in the reach due to aquifer contributions. We also completed 10 autonomous UAV flights with standard and multispectral cameras. The multispectral imagery has been processed for the entire 7 mile section and includes blue, green, red, infrared and rededge "bands" at 7 cm resolution. We are in the process of classifying this huge data set into vegetation classes (Arundo donax, Phragmites, Mesquite, Huisache, bare ground, water ...) and plan to repeat this exercise at some time after the burn/spray restoration treatment to determine the vegetation changes. This high spatial resolution multispectral imagery is the only one of its kind for the Rio Grande in the Big Bend area. Other available imagery has 1 meter pixel resolution at best (ours is 7 cm). We can literally see individual plants which greatly facilitates the vegetation classification effort. We feel that this imagery sets a foundation for future monitoring of the effects of the burn/spray restoration strategy on the overall aquatic habitat. The burn/spray technique has been used extensively upstream in Boquillas canyon for many years, but no aerial mapping was completed during any of that work. Our work in Black Gap was funded by the World Wildlife Foundation, and the actual work was performed by students in the SRSU/BGPS Hydrology class.

All of this work has benefitted greatly from equipment (UAV with multispectral camera, ground based LiDAR) acquired through the Dept. of Education (PPHOA and CSI grants), and from legacy equipment from the USDA/SAWC project.

**Borderlands Research Institute** within the College of Agricultural and Natural Resource Sciences – mission: to help conserve the natural resources of the Chihuahuan Desert Borderlands through research, education, and outreach. To meet that mission the BRI plans and conducts research investigations on various aspects of the natural world and provides the results to the land managers so that they may more effectively manage the resources with which they are entrusted. Here are highlights for April through June 2018:

**Grants/Gifts:**

- BRI received an additional \$5,000 for the Virginia Matthews Law Scholarship for BRI graduate students as part of the Conserving the Last Frontier Campaign
- BRI received a \$100,000 pledge from Wayne and Jo Anne Moore Foundation to support BRI Mentorship Fund as part of the Conserving the Last Frontier Campaign
- BRI received \$60,000 from San Antonio Livestock Exposition to support graduate student fellowships in 2018-19
- BRI (in partnership with Texas Parks and Wildlife Department) received \$250,000 grant from National Fish and Wildlife Foundation

--BRI received \$87,651.75 from various donors for general support and the Conserving the Last Frontier Campaign

#### **Events/Activities:**

- BRI launched a new electronic newsletter, "Borderlands Bulletin," that is published 6x/year
- BRI staff presented at a Midland Country Club for a Republic Ranches event
- BRI attended EarthX 2018: an Earth Day conference and expo in Dallas
- BRI students and staff presented pronghorn and mule deer research at TPWD Meeting in Lubbock
- BRI staff participated in Aspen Institute's Energy Governance Session
- BRI staff participated in Mule Deer Foundation Banquet in Houston
- BRI students and staff presented at American Ornithological Society Meeting in Tucson, AZ
- BRI staff participated in Eastern Mojave Landscape Conservation Design workshop in Las Vegas, NV
- BRI students and staff conducted a mule deer capture on a nearby ranch
- BRI staff conducted 6 ranch visits as part of our Stewardship Services Program
- BRI completed mapping 6 ranches as part of Ranch Mapping Program

Proposals being finalized:

Submitted a grant proposal for GEAR-UP for a seven-year grant to begin October 2018. Total budget: \$6,277,600. SRSU has successfully operated a Department of Education GEAR-UP program since 2005. GEAR-UP serves our area middle/high school students to better prepare them for college. This grant serves to expand and fill the enrollment "pipeline" with qualified, college-ready applicants. The current grant (serving Alpine, Del Rio, Presidio, Terlingua) ends August 31, 2018.

A \$40,000 grant has been submitted to the Department of Defense Small Business Innovation Research (SBIR) program, by Dr. Yanfeng Yue. This proposal, "Highly Adsorptive Polymer/MOF Nonwoven Fibers Fabricated by Novel Manufacturing Process." This research proposes to develop a polymer/metal-organic framework, nonwoven fiber material to be used in filters and suits to protect humans from highly toxic chemical compounds.

#### **CAMPUS SPECIFIC ITEMS**

**Mary Bones appointed Director of Museum of the Big Bend.** Mary Bones was recently named director of the Museum of the Big Bend at Sul Ross State University. Bones, a museum employee since October 2000, served as interim director since February 2017, following the resignation of Liz Jackson. She began work as curator of collections, then oversaw exhibits and education programs prior to her appointment.

**Quality Enhancement Plan endeavors to improve communication skills among SRSU students.** Sul Ross State University's 2018 Quality Enhancement Plan (QEP), seeks to improve effective communication skills. "Compass: Navigating Excellence through Effective Communication," will be implemented Fall Semester 2018 on both the Alpine and Rio Grande College campuses. Directed at junior and senior-level courses, the plan is designed to provide students with enhanced communication skills.

**Sul Ross hosts West Texas Teacher Appreciation Reception.** In recognition of National Teacher Appreciation Week, Sul Ross State University hosted a West Texas Teacher

Appreciation reception on May 10. The reception included a panel of local teachers sharing small district teaching experience.

**Vince Apodaca and Cassandra Sandoval named SRSU (Alpine) Man and Woman of the Year.** Vince Apodaca, Anthony, and Cassandra Sandoval, Odessa, were named the 2018 Sul Ross State University Man and Woman of the Year at the annual Honors Convocation, held in April. Sul Ross President Dr. Bill Kibler presented the awards. The Man and Woman of the Year award is the top honor Sul Ross seniors can receive.

**Nau Endowed Chair in Habitat Research and Management.** The Borderlands Research Institute (BRI) at Sul Ross State University is received the largest philanthropic gift in its 10-year history. The \$1.5 million gift will fund a new Nau Endowed Chair in Habitat Research and Management at BRI. The Nau Foundation in Houston has pledged \$100,000 to an endowment and \$50,000 for operations annually over the next ten years. The gift is also the largest ever received by Sul Ross State University.

**Music Directors Conference.** Sul Ross State University music students Tim Dzida, Midland, trumpet, and A.K. Holmes, Cotulla, French horn, each placed first chair in their respective sections of the Intercollegiate Band at the College Band Directors National Association Southwestern Division Conference. Dzida and Holmes attended the conference, held March 21-24 at the Moores School of Music, University of Houston, with Dr. Jeffrey Meyer, Sul Ross director of bands.

**Natural Resource Management faculty and students study in the Republic of South Africa and Botswana.** Sul Ross faculty and students had the opportunity to study in the Republic of South Africa and Botswana for from May 29 to June 17. The Sul Ross faculty and students dialogued with colleagues at African universities, visited game reserves, and studied range management technologies. Approximately Sul Ross faculty and students participated in the program.

**Theatre of the Big Bend presents Bleacher Bums and Smokey Joe's Café.** Sul Ross students and faculty presented Bleacher Bums and Smokey Joe's Café for its 2018 summer season. The Theatre of the Big Bend has been bring live outdoor summer theatre to West Texans for over fifty years.

**Rio Grande College collaborates with Pearsall ISD in "Grow You Own" initiative.** The first cohort of students from Pearsall ISD started their SRSU Rio Grande College careers with the Summer I semester. The Pearsall district initiated a "grow your own" teacher education program to offer their teacher aides an opportunity to earn a bachelor's degree and become certified. Officials from Pearsall approached RGC and Superintendent Dr. Rodriguez and Dr. Kibler formalized the partnership by signing an MOU. The district received a TEA grant to help the students pay the tuition and the first cohort will graduate in two years. RGC looks forward to this continuing grass roots collaboration with Pearsall.

**Rio Grande College enters dialogue with Universidad Nacional Autónoma de México.** Dr. Méndez has initiated conversations at the Universidad Nacional Autónoma de México (UNAM), Instituto de Matemáticas about entering into an agreement to collaborate in a math exhibition. Through this partnership, RGC would participate in UNAM's Feria de las Matemáticas that promote math education and its applications to the general public. In addition, as a result of this agreement, UNAM and RGC would partner to exhibit at the renowned National Math Festival in Washington DC.



**TEXAS STATE UNIVERSITY**  
**President's Briefing**  
**for the Board of Regents**  
**August 16-17, 2018**

**PLANNING**

Texas State University has just completed the first year of the 2017-2023 University Plan. Progress reports on first year accomplishments will be compiled and posted fall 2018.

Texas State continues to prepare for Southern Association of Colleges and Schools Commission on Colleges reaffirmation in 2020. Drafts of narratives addressing compliance standards are being reviewed by external consultants. Their feedback will be used to enhance the narratives. The Quality Enhancement Plan co-chairs are scheduling fall meetings with university stakeholders to begin developing the strategies necessary to achieve the outcomes for advancing undergraduate research.

**RETENTION AND RECRUITMENT**

The number of students registered for fall 2018 look goods compared to the same time last year. As of July 18, 2018, the number of registered undergraduate students is 32,461, an increase of 0.3 percent (+83 registered undergraduate students), and the total registered student credit hour (SCH) in undergraduate courses is 413,615, which is an increase in 0.4 percent (+1,510 registered undergraduate SCH). In addition, the number of registered graduate students is 3,661, an increase of 1.4 percent (+50 registered graduate students), and the total registered SCH in graduate courses is 27,992, which is an increase in 2.1 percent (+586 registered graduate SCH). Finally, the Doctor of Physical Therapy program admits students only in the summer semester. As of June 2018, 679 applications were received, which is an increase of 9.7 percent (+60 applications) compared to the same time last year, and 44 new students were enrolled.

**CAPITAL IMPROVEMENTS**

**Status of Construction and Renovation Projects:**

This status report is organized by the phase into which each project falls in the development cycle. The phases include:

**Planning and Programming.** The process of identifying space needs and general magnitude of project cost.



Design. The process of developing detailed blueprints and cost estimates.

Construction. The entire process of building the project.

Project Completion. The construction is complete, the bills are all paid, the building has been turned over for our use, and The Texas State University System (TSUS) has officially approved project close-out.

*Note.* When multiple projects are underway in one building, all projects are presented together for ease of understanding, regardless of their phase in the development cycle.

### **Projects in the Planning and Programming Phase:**

Facilities Programming and Consulting completed the revised Architectural Space Program for the **Hilltop Housing Complex**. The demolition of Hornsby and Burluson Halls and construction of a new housing complex on the Hilltop area of the San Marcos Campus is slated to begin in summer 2019. This project is on the Capital Improvements Program (CIP), and the current Total Project Cost (TPC) is approximately \$108 million based on approximately 1,000 beds. The actual project will result in 800 to 1,000 beds, and the price will be adjusted accordingly. Barnes Gromatzky Kosarek Architects was selected as the architect and engineer team (A/E) in May 2018. Vaughn Construction will serve as the Construction Manager-at-Risk (CMR).

The **Hines Academic Center Structural Improvements** project is on the CIP and involves rebuilding the exterior façade of one side of the building and making associated structural repairs. The cost of this project is roughly \$6 million. With the assistance of Jaster Quintanilla Structural Engineers, it was determined that the issue with the building's cracking brick veneer was not a structural issue; and Wiss, Janney Elstner Associates, Inc., determined that the movement was due to water intrusion. The final scope of work, with a more accurate construction cost estimate, will be determined in early fall 2018.

The **Infrastructure Research Laboratory** is on the CIP. This project will support the new Bachelor of Science in Civil Engineering degree program. The TPC is \$12 million; however, the project is currently on hold pending re-evaluation of the goals in the Architectural Space Program.

**Jowers Center Renovation.** The Department of Athletics has recently relocated its offices and other functions from Jowers Center to the newly expanded University Events Center. The vacated space in Jowers Center is needed for the degree programs in the Department of Health and Human Performance and for the Dance program in the Department of Theatre and Dance. Renovated space will be used for faculty offices, classrooms, and laboratory/research space. Programming by VisSpiro Consultants is complete; and the TPC of this 13,561 Gross Square Feet (GSF) renovation project is \$3.5 million. The university has received delegated authority for this renovation. Lym/Miller Architects was selected as the A/E in July 2018.

The **Roy F. Mitte Building Space Reconfigurations** project, with a TPC of \$6 million, will repurpose vacated spaces when selected programs relocate to Ingram Hall in fall 2018. Design has begun and construction will begin in spring 2019 with completion targeted for summer 2020. The university selected Brown Reynolds Watford (BRW) Architects, as the design team and the CMR's Request for Proposal is under evaluation. TSUS expects to finalize the contract with the CMR in early fall 2018.

The **Spring Lake Dam Phase One Stabilization** project is on track to receive partial reimbursement as a mitigation project from the Federal Emergency Management Agency (FEMA). The Project Workbook is complete, and FEMA is moving forward to release funds. Texas State, working with Freese and Nichols Engineering and FEMA, is finalizing design and environmental coordination efforts. To ensure compliance with all aspects of the Habitat Conservation Plan, additional coordination meetings involving the U. S. Fish and Wildlife Department are occurring. A final biological assessment, completed in March 2018, has been forwarded to FEMA, and serves as the final submittal fulfilling FEMA regulatory requirements. Stabilization design is ongoing which includes minor changes in overall design to meet regulatory guidelines. Construction will begin in October 2018.

**Projects in the Design Phase:**

**The Albert B. Alkek Library** has three projects underway in various phases:

1. In the Design Phase - Facilities Programming and Consulting completed the Architectural Space Program for the **Albert B. Alkek Library 7<sup>th</sup> Floor Wittliff Collections Expansion** project. The TPC estimate is \$7.4 million for all three phases. McKinney York Architects is the design team. The posted Requests for Quotation for the CMR was due July 2018. Schematic Design is underway for phases one and two at an estimated TPC of \$4.5 million.
2. In the Design Phase - The **Albert B. Alkek Library Learning Commons** has a TPC of approximately \$8.3 million for phase one and is on the current CIP at \$12,612,894. The scope of work includes the repurposing of space to create a Learning Commons on the second floor and portions of the first, third, and fourth floors. BRW Architects is the design team, and JE Dunn Construction is the CMR. The design development phase is underway with the project progressing to the Board of Regents for approval at the August 2018 Board of Regents meeting.
3. In the Project Completion Phase - The **Albert B. Alkek Library Renovations** project includes phased repairs and upgrades to electrical, information technology systems, and some mechanical infrastructure components, and removal and replacement of the lower level roofs. The project is substantially complete. The final report was submitted to TSUS in November 2017, and the project will be brought to the Board of Regents for close-out in November 2018.

A feasibility study for a new multi-use **Campus Recreation Sports Fields** resolved basic inquiries regarding options for developing natural grass recreation playfields on a site previously used as the university's golf course. Sink Combs Dethlefs Architects completed the Design Approval Binders, and the TPC is \$7.4 million. The design was approved at the February 2018 Board of Regents meeting. Coordination efforts with the Center for Archeology Studies are complete. TSUS is negotiating a revised contract with the A/E to proceed into the construction phase. Construction will begin in October 2018.

**Elliott Hall Repurposing.** Elliott Hall, which opened in 1963, is located next to McCoy Hall and has three freestanding buildings: two for student housing and one for community and administrative functions. The project will repurpose all three buildings for classrooms and offices, totaling 37,293 GSF at a TPC of \$6.5 million. LPA., Inc., is the selected A/E, and Hill Wilkinson General Contractors is the CMR. Schematic design is underway.

The Architectural Space Program for the **Family and Consumer Sciences Vivarium Research Facility** is complete. The TPC is \$4.4 million. This facility will house small live animals (e.g., rodents) and support research in the areas of cancer, psychology, and neuroscience. The proposed layout and mechanical, electrical, and plumbing enhancements will take into consideration that this project is an existing laboratory conversion. This facility will meet certification requirements and comply with all standards delineated in the *Guide for the Care and Use of Laboratory Animals (Eighth Edition)*. Perkins+Will was selected as the A/E, and Vaughn Construction will serve as the CMR. Schematic design is underway.

Facilities Programming and Consulting completed the Architectural Space Program for the **Health Professions Building (Encino Hall) Space Reconfigurations** project. The vacated spaces in the building will be repurposed and remodeled. Construction began summer 2018, after three departments relocated to the Round Rock Campus, and completion is expected in fall 2019. The project is on the CIP for \$4.4 million. The current estimate, however, is \$2.2 million for which Texas State has received delegated authority. Atkins Architects will serve as A/E, and the CMR will be determined in July 2018. Schematic design is underway.

#### **Projects in the Construction Phase:**

**Blanco Residence Hall Renovations.** The TPC for this phased project is \$29.6 million. The scope of work for renovations includes purchasing new air handling units, new pumps, and new fan coil units; cleaning the existing air ducts in the lobby; refurbishing select air handling units; replacing plumbing in the vertical chases, domestic water piping, sewer piping, and water closets; relocating electrical distribution panels; and installing new light fixtures in the corridors, bedrooms, bathrooms, and portions of the lobby. Pfluger Associates is the A/E, and SpawGlass is the CMR. The project is under construction and substantial completion is expected for summer 2019.

**Bruce and Gloria Ingram Hall (the Engineering and Science Building),** with a TPC of \$120 million and a total size of 166,851 GSF, is approximately 78 percent complete and on schedule. Recent design deficiencies were identified on the project and are now being remedied. Partial occupancy began in July 2018 to accommodate classes beginning in fall 2018.

The **Health Professions Building #1 - Round Rock Campus (Willow Hall),** with a TPC of \$67.5 million and a total size of 107,708 GSF, is complete. Departments of Physical Therapy and Respiratory Care moved into the new space in early May 2018 and began offering classes in summer 2018. The Department of Communication Disorders also moved in May and will begin offering classes in fall 2018.

The **LBJ Student Center** has two projects underway in different phases:

1. In the Construction Phase - With a TPC of \$31.2 million, construction for the **LBJ Student Center Expansion** project began in June 2018. The new mechanical, electrical, and plumbing building infrastructure systems will integrate with the building infrastructure upgrades made during the recent LBJ Student Center renovations. The expansion will include a refurbished main entry lobby, a second ballroom, conference rooms, meeting spaces, shared spaces for informal student gatherings and study spaces, a new lounge area, an expanded and renovated Welcome Center, an Alumni Center, and improved circulation within the expansion and renovated areas. Although some parts of the project will come completed in 2019, substantial completion is slated for January 2020.
2. In the Project Completion Phase - The scope of work for the **LBJ Student Center Renovations** project includes repairs and upgrades of the infrastructure components and incidental interior and exterior renovations and repairs. The TPC is \$20 million. Construction is complete. The final report is expected to be submitted to TSUS for approval by the Board of Regents in November 2018.

The expansion of Strahan Coliseum into the **University Events Center**, with a TPC of \$62.5 million and a total size of 81,282 GSF, is approximately 65 percent complete. The scope of work includes a new chilled water plant, a new loading dock with access to the lower court level, a new multi-purpose suite, and more locker rooms and offices. The expansion also includes more space for commencement ceremonies and athletic programs. Partial occupancy occurred in June 2018 with the coaches moving into the building's second level. Full occupancy is expected by October 6, 2018, the date on which the building will be rededicated.

### **Projects Completed:**

The **Archives and Research Center**, located at the Science, Technology, and Advanced Research Park, houses and preserves valuable library collections, including items from The Wittliff Collections and the University Archives. The TPC was \$15.4 million. The final report will be submitted to TSUS for Board of Regents approval in November 2018.

As planned, the renovated **Retama Hall** opened its doors for occupancy in fall 2017. The TPC was \$9 million. The final report has been submitted to TSUS for Board of Regents approval at the August 2018 Board of Regents meeting.

## **INSTITUTIONAL DEVELOPMENT**

Since the May 2018 report to the Board of Regents, Texas State has added nearly \$6.2 million in philanthropic gifts, including 31 major gifts of \$25,000 or more, bringing the fiscal year 2018 fundraising total to \$17.3 million as of July 1, 2018. During the previous quarter, Texas State received three planned gifts valued at over \$3 million as well as a pledge of \$500,000 in support of Athletics scholarships. Contributions to endowments have also grown, with nearly \$6 million in new cash received to date.

Texas State continues to focus on endowments as a top fundraising priority toward reaching the \$400 million endowment requirement for National Research University Fund eligibility. As of May 31, 2018, the university surpassed the halfway point toward that milestone, with the market value across university endowments exceeding \$200 million. To bolster endowment fundraising, University Advancement has completed implementation of the first year of its strategic plan approved by the Texas State University Development Foundation Board of Directors in spring 2017. This included adding four new gift officers to the development team, investments in the planned giving program, and support for fundraising events.

In support of university communication efforts, Texas State is implementing three new initiatives in fall 2018. The university is partnering with an external branding firm to conduct quantitative and qualitative research directed at measuring Texas State University brand awareness and perception throughout Texas. The university is also contracting with a public relations firm to assist with developing an integrated communications campaign to assist with raising the university's profile among national media outlets. In support of public relations efforts, a new digital newsroom will serve as a resource to promote stories to the media and to share content with the university community.

The Texas State University Alumni Association is in the final stage of fundraising to support the creation of a new Alumni Center in the LBJ Student Center. Over \$700,000 has been raised toward the goal of \$1 million. The new space is projected to open in January 2019.

#### **SPONSORED PROGRAM AWARDS - RESEARCH AND INSTRUCTIONAL**

New sponsored programs awards obtained during the third quarter in fiscal year 2018 include both the instructional awards and the research awards categories. The instructional awards category consists of awards that cannot be classified as research according to definitions provided by the Texas Higher Education Coordinating Board (THECB). The research awards category impacts both restricted research and total research and development expenditures for the university. Both research related metrics contribute to determining National Research University Funding eligibility and Core Research Support Funding allocated to Emerging Research Universities via the THECB.

Please find below the research and instructional awards over \$100,000 received during the third quarter of fiscal year 2018.

<b>Recipient/Unit</b>	<b>Funding</b>	<b>Project Title and Purpose</b>
<b>Dr. Pete Blair</b> Advanced Law Enforcement Rapid Response Training Center	<b>\$1,250,000</b> Office of the Governor	<b>Advanced Law Enforcement Rapid Response Training</b> prepares officers to train school administrators, teachers, and other community members.
<b>Mrs. Kathy Martinez-Prather</b> Texas School Safety Center	<b>\$603,117, Total award of \$853,117</b> Office of the Governor	<b>Enhancing School Safety in Texas</b> provides, over the next three years, law enforcement officers the resources, skills, and knowledge needed to respond to issues on school campuses in a way that is appropriate and conducive to student learning, while building a sustainable infrastructure.

<p><b>Dr. Todd Ahlman</b> Center for Archaeological Studies</p>	<p><b>\$408,620</b> National Science Foundation</p>	<p><b>Research Experiences for Undergraduates (REU) Site: Exploring Globalization and Colonialism in the Caribbean Through Archaeology and Bio-archaeology</b> provides students the opportunity to study globalism and colonialism using archaeological and forensic archaeological analyses at the St. Eustatius Center for Archaeological Research.</p>
<p><b>Dr. Vangelis Metsis</b> Department of Computer Science</p>	<p><b>\$359,812</b> National Science Foundation</p>	<p><b>REU Site: Research Experiences for Undergraduates in Smart and Connected Communities</b> engages undergraduates in research in the emerging area of Smart and Connected Communities (S&amp;CC); students design and develop efficient, secure, and scalable mechanisms that target various aspects in S&amp;CC, e.g., as intelligent transportation systems, smart infrastructure, smart health and wellbeing, and smart human-environment interaction.</p>
<p><b>Dr. Debra A. Feakes</b> Department of Chemistry and Biochemistry</p>	<p><b>\$314,876</b> National Science Foundation</p>	<p><b>REU Site: A Chemistry REU on Molecular Innovation and Entrepreneurship (CheMIE)</b> supports a CheMIE REU that is striving to become a national leader in the early integration of business training and nascent exposure to entrepreneurship models that are relevant to the chemical industry career paths.</p>
<p><b>Dr. Madan Mohan Dey</b> Department of Agriculture</p>	<p><b>\$300,000</b> U.S. Department of Agriculture</p>	<p><b>Global Ag-Leader: Development of Leadership and Global Competency to Enhance Recruitment and Retention of Minority Students in Agriculture</b> addresses the obstacles regularly faced in recruiting and retaining the students from minority communities in undergraduate and graduate agricultural programs.</p>
<p><b>Dr. Nathan Currit</b> Department of Geography</p>	<p><b>\$205,920, Total award of \$990,509</b> Jacobs Technology</p>	<p><b>Jacobs Technology</b> enables the continuation of cataloging astronaut photographs taken from the international space station and the development of a web-based interface to access and manage NASA resources.</p>
<p><b>Dr. Ty Schepis</b> Department of Psychology</p>	<p><b>\$182,106 Year 2 of 3, Total award of \$572,757</b> National Institutes of Health</p>	<p><b>Prescription Drug Misuse Characteristics in Adolescents and Young Adults: Influence of School Enrollment</b> supports efforts to limit the prevalence and consequences of prescription drug misuse in the most affected groups - adolescents and young adults.</p>

<p><b>Dr. Michael R. Forstner</b> Department of Biology</p>	<p><b>\$168,430</b> Bastrop County</p>	<p><b>Harvey Recovery, Endangered Species Act Management and Compliance</b> supports research enabling management of Houston toad occurrence and situations where loss is possible because of recovery efforts due to damage caused by Hurricane Harvey. The research includes evaluation of occurrence, detection, capture, and safe transport and subsequent release, if necessary.</p>
<p><b>Dr. Benjamin F. Schwartz</b> Edwards Aquifer Research and Data Center</p>	<p><b>\$156,306</b> Edwards Aquifer Authority</p>	<p><b>Sessom Creek Sediment Export Study</b> supports the collection of storm water samples across multiple storm water hydrographs.</p>
<p><b>Dr. Rebecca Lynn Davio</b> Department of Geography</p>	<p><b>\$151,000</b> Texas Department of Motor Vehicles Communication, Analysis, and Planning</p>	<p><b>Interim Study of Titling &amp; Registration Processes and New Credentialing Technologies</b> investigates the efficiency and necessity of titling, including actions related to titling, such as registration and inspection of vehicles in the state.</p>
<p><b>Dr. Shetay Nicole Ashford</b> Department of Occupational, Workforce, and Leadership Studies</p>	<p><b>\$150,000</b> U.S. Department of Agriculture</p>	<p><b>Science, Technology, Engineering, Entrepreneurship, Agriculture and Mathematics: Pathways in Rural Communities</b> collects preliminary data to inform the future development of an integrated research and extension project that will promote workforce development for youth to enter the USDA/agri-science workforce and engage in agri-entrepreneurship within rural communities.</p>
<p><b>Dr. Kenneth D. Mix</b> Department of Agriculture</p>	<p><b>\$149,932</b> U.S. Department of Agriculture</p>	<p><b>Texas State Supporting Small Producers</b> builds on the early success of building a small producer's program to address the needs of Texas' small agricultural producers by supporting small producers in Texas through outreach, networking, and extension.</p>
<p><b>Dr. Ty Schepis</b> Department of Psychology</p>	<p><b>\$133,939 Year 2 of 4, Total award of \$548,488</b> National Institutes of Health</p>	<p><b>Nonmedical Prescription Drug Misuse Among U. S. Older Adults: Subtypes, Motives, and Diversion Sources</b> studies opioid and tranquilizer nonmedical prescription drug use using nationally representative data in an understudied population - older U. S. adults.</p>
<p><b>Dr. Byoung Hee You</b> Department of Engineering Technology</p>	<p><b>\$108,833</b> Yulin Energy Consulting Corporation</p>	<p><b>Manufacturing and Assembly of Environmentally-Friendly Micro-Energy Harvesting System</b> supports the study of manufacturing and assembly of an environmentally-friendly micro-energy harvesting system.</p>

<b>Dr. Jelena Tesic</b> Department of Computer Science	<b>\$107,820</b> Mayachitra, Inc.	<b>Object Cueing Using Biomimetic Approaches to Visual Information Processing, Phase 2.5,</b> supports a clear path towards the object recognition solution for in overhead low-resolution video feeds; the system reliably and accurately discriminates land and sea objects from imagery data and integrates analyst-in-loop and context information to refine target recognition when only a few training samples are available.
<b>Dr. Suzon Amelie Jammes</b> Department of Geography	<b>\$107,537</b> National Science Foundation	<b>Collaborative Research: Effect of Contrasting Structural and Compositional Inheritances on the Development of Rifting Margins</b> is helping to improve the understanding of strain distribution, localization processes, and mechanisms of deformation during continental breakup, and to visualize the dynamic evolution of rifting processes depending of the type of inheritances.

## INFORMATION TECHNOLOGY

Texas State is seeking to replace its locally hosted Sakai environment with a more current, cloud-based Learning Management System (LMS). During the summer, the team responsible for the LMS Request for Proposals has been working with two finalists to set up evaluation environments for fall 2018 and spring 2019. These environments will give the technical staff an opportunity to evaluate the systems in terms of technology and security, and faculty and other staff an opportunity to evaluate the systems in terms of functionality, usability, and performance perspectives.

This summer, the Information Technology (IT) Division has been evaluating Dinolytics, a tool for scanning websites for ADA compliance. This tool is helping to improve the accessibility of Texas State websites by automating scans of all sites on a schedule and delivering reports to website owners and custodians. Also, the mobile application feature of TRACS, Texas State's current LMS, was updated in terms of accessibility and mobile responsiveness.

The Enterprise Resource Planning (ERP) project is continuing as planned, and other TSUS component institutions are participating in this process. A demonstration of Workday's ERP was held the day prior to the start of the May Board of Regents meeting and involved representatives from TSUS and most of the System components. The next demonstration will be delivered by Oracle Corporation on the day prior to the start of the August Board of Regents meeting. The final demonstration will be delivered by Ellucian on the day prior to the start of the November Board of Regents meeting. Texas State plans to identify and implement replacement of its Banner/SAP environment before 2025.



The IT Division recently implemented Faculty Profiles, an information resource at Texas State that helps connect faculty members with each other and allows people from outside the university to find out information about faculty, including their scholarly/creative products and activities, awards, and teaching expertise. Faculty Profiles creates a profile by syncing with the Faculty Qualifications system (i.e., Digital Measures' Activity Insight) to create an accurate snapshot of each faculty member's work.

Prior to the end of spring 2018, the Texas State Mobile App was updated with a new "Holds" module that automatically notifies students of new holds (e.g., financial and academic holds) placed on them. The app also guides students through clearing the holds, though many cannot be cleared online. Thus, additional updates are being planned to enhance the holds functionality by allowing students to clear the holds via online.

The IT Division upgraded its Banner environment from Banner 8 to Banner 9, and users are now using both versions simultaneously. The goal is to have everyone on Banner 9 before the end of the calendar year. This extensive project has been in the works for nearly two years.

### **CAMPUS SPECIFIC ITEMS**

Texas State University astronomer, physics professor, and TSUS Regents' Professor Dr. Donald Olson applied his distinctive brand of celestial sleuthing to Mr. Ansel Adam's *Denali and Wonder Lake*, precisely determining the date, time, and location the famed photographer created his famous image. Despite taking detailed photographic notes, Mr. Adams was notoriously lax in recording the dates of his work, and controversy over when *Denali and Wonder Lake* was taken had persisted for decades. Dr. Olson published his findings in his book, *Further Adventures of the Celestial Sleuth: Using Astronomy to Solve More Mysteries in Art, History and Literature*, from Springer Praxis Books.

Three books were announced as the Tomás Rivera Mexican American Children's Book Award recipients for works published in 2016-17. The awards will be presented in fall 2018 at Texas State, with additional events scheduled in cooperation with the Texas Book Festival to be announced at a later date. *All Around Us*, written by Ms. Xelena Gonzalez and illustrated by Ms. Adriana M. Garcia, will be honored in the "Works for Younger Readers" category. *The First Rule of Punk*, by Ms. Celia C. Pérez, will be honored in the "Works for Older Readers: Middle Grade" category. *I Am Not Your Perfect Mexican Daughter*, by Ms. Erika L. Sánchez, will be honored in the "Works for Older Readers: Young Adult" category. The award, established at Texas State in 1995, is designed to encourage authors, illustrators, and publishers to produce books that authentically reflect the lives of Mexican American children and young adults in the United States.

Texas State announced in April 2018 that student enrollment of nearly 39,000 had become more representative of the state of Texas' population as a whole. The growth reflected the mission of the university to serve the citizens of Texas and to play a leading role in preparing the workforce for the coming decades. The latest Texas census reported the state's ethnic makeup as 39 percent Hispanic, 13 percent African-American, and 5.7 percent other minorities. In spring 2018, Texas State's student body was made up of 36 percent Hispanic, 11 percent African-American, and 4 percent other minorities.

More than 850 school personnel attended the Texas School Safety Conference in Corpus Christi, Texas, June 10-14, 2018, hosted by Texas State University's Texas School Safety Center. The conference, themed “Partnering Today for a Safer Tomorrow,” provided a platform for education professionals to work together toward creating and fostering a safe and secure learning environment. The conference featured nationally-renowned speakers and informative breakout sessions that offered evidence-based practices, resources, and information on the most relevant components of school safety and security.

The Texas State University Round Rock Campus hosted a Health and Geographic Information Systems (GIS) Conference May 17-18, 2018, featuring presentations on cutting-edge GIS challenges and solutions for improved healthcare access and health outcomes. The Health and GIS Conference brought together university researchers, health industry professionals, non-profit service providers, and government health policymakers to address complicated issues, such as the importance of place in healthcare, mapping disease spread and exposure, big data and health, and health access and disparity.

The Texas State University Department of Theatre and Dance was honored with four 2018 Austin Critics Table Awards. The musical *Ragtime* was named Best Production; Austin Haller won Outstanding Musical Direction for his work on *Ragtime*; Ben Toomer received the Deacon Crain Award for Outstanding Student Work; and Kaitlin Hopkins was honored with the One Singular Sensation Award for her ongoing work with the Texas State Musical Theatre Program.

## Lamar Institute of Technology Presidential Board Briefing (August 2018)

### **Summer Credit Enrollment is Up 15.1%:**

Summer I 2018 credit enrollment increased 15.1% when compared to Summer I 2017. Continuing Education (CE) Quarter 3, 2018 enrollment also increased an amazing 41.3%.

### **LIT President Establishes College Conversation Committees:**

On June 21, I held the first ever LIT College Conversation with the aim of making our institution one of the best places to work in the region. Using three employee-led committees (Staff, Budget, and Academic) will help create meaningful dialogue among stakeholders to reconcile a myriad of concerns. Unlike faculty or staff senates, any employee can serve on these committees regardless of rank/title/popularity because individuals self-nominate.

### **TSUS Senior Communicator Workshop:**

LIT representatives David Mosley and Chris Elliott attended the TSUS Senior Communicator Workshop in Austin. The LIT representatives collaborated with other TSUS communicators to discuss crisis communications planning, campus free speech, and the 86th Legislative Session.

### **LIT Dental Hygiene provides services in Philippines for relief efforts:**

The Dental Hygiene Program embarked on the first-ever mission trip in college history to help underprivileged people in the Philippines. Six faculty members and a student provided dental care to over 200 people. The outreach effort was organized by LIT Faculty Member Dr. Kristina Mendoza, who is a 2011 LIT graduate and a practicing dentist from the Philippines. Dr. Mendoza also launched the new Dental Assistant program that started on June 22.

### **LIT begins selection process for ACUE:**

LIT, LSC-O, and LSC-PA were selected to create the first Association of College and University Educators collaborative effort within our system that offers the Course in Effective Teaching Practices to select faculty. This development opportunity will advance the pedagogical understanding of evidence-based teaching practices. The result will lead to increased engagement, student success, and LIT's achievement of 60x30TX and TSUS Vision 2020 targets.

### **LIT Capital Projects:**

Renovations on building T-4 commenced July 2. T-1 demolition began on July 10, and construction for Student Success starts in late August. This project costs \$7,417,519.

### **Budget/Finance:**

LIT has completed its Fiscal Year 2019 budget. As part of our shared governance, task force committees were created, including a Budget Committee to increase participation

in the budget process. LIT is working on its Legislative Appropriations Request (LAR) and will submit it to the Legislative Budget Board by August 3.

**Development (Major Donation):**

The late Ralph Mock Jr., a former LIT drafting instructor, willed \$50,000 to the Computer Drafting Program he helped establish. These funds will be used to establish an endowed scholarship in his name.



Lamar State College-  
Orange

**LAMAR STATE COLLEGE—ORANGE  
PRESIDENT'S BRIEFING  
TSUS BOARD OF REGENTS  
August 16-17, 2018**

**EXECUTIVE SUMMARY**

All things considered, everything is okay.

**CAPITAL PROJECTS/FACILITIES**

Campus facilities are in excellent shape. All building projects have been completed, and there are no pressing deferred maintenance issues. The college is preparing to seek proposals for an architectural firm that will create a new ten-year master plan for the campus.

**ENROLLMENT**

Summer enrollment has not been certified. Headcount enrollment increased very slightly compared to last year, but contact hour production was up over 10 percent. That increase is important because contact hours are used to compute our formula funding. Fall enrollment appears to be flat, but it is too early to tell if that trend will hold.

**PLANNING/BUDGETING**

There are no drastic changes in the budget that we are presenting for approval at this meeting. We took a conservative approach and used actual FY18 revenue numbers as the base for this year's budget. The budget includes a 3 percent raise for faculty and staff.

**INSTITUTIONAL DEVELOPMENT**

To date, the Lamar – Orange Foundation has not received a response from Capital One bank regarding the acquisition of their building adjacent to campus. The Foundation is continuing to pursue this initiative. Plans are underway for the 2019 fundraising campaign.

**INFORMATION TECHNOLOGY**

The Information Services department continues to move forward with implementation of the Banner 9 software suite. Staff who are regular users of Banner have finished their introductory training. The target date for completion remains December 2018. The IT department is also proceeding with an upgrade to the Degree Works software. The college

has entered into discussion with Ellucian regarding the possibility of hosting our Banner software suite in the cloud. Many details must be addressed before such a move can be made, but the talks have been encouraging.

### **CAMPUS SPECIFIC ITEMS**

- By the time of the Board meeting, the campus will have completed the consulting engagement with Ruffalo Noel Levitz. Several initiatives are scheduled for implementation during the fall semester.
- The voluntary separation program offered to faculty at the end of the spring semester was a success. Five senior faculty elected to take the \$20,000 incentive and retire. The program will pay for itself during the first year and gives the college the opportunity to hire new faculty.
- Dr. Tom Johnson is scheduled to assume the duties of president on September 1. The campus is looking forward to welcoming and working with Dr. Johnson.

### **PERSONAL NOTE**

It has been an honor and privilege to serve as president of Lamar State College – Orange. I am proud of the things my team has accomplished and grateful for the support and encouragement that I received from the Board, the Chancellor, and TSUS staff. Although I am retiring, please feel free to call upon me if I assist you and the System in any way.



**LAMAR STATE COLLEGE PORT ARTHUR**  
**President's Briefing**  
**August 2018**

**HURRICANE HARVEY**

The college continues to support the community following damage caused by Hurricane Harvey. The Port Arthur Independent School District vacated space on campus in June. One family impacted by Hurricane Harvey continues to occupy Vuylsteke House and plans to move in August. Through the generosity of two foundations (Foundation of Southeast Texas and the Texas Foundation), LSCPA continues to offer grants to students impacted by Hurricane Harvey. A Food Bank continues to work to prevent food insufficiency for employees and students.

**ACADEMIC AFFAIRS**

Well underway is a \$500,000 remodeling project to LSCPA's Madison Monroe Education Building, made possible by a donation from Mr. Ed Hogenson. Classrooms are being renovated and updated with state-of-the-art technology and equipment. This renovation will have a significantly positive impact on several programs.

The Nursing Department has been awarded a Jobs and Education for Texas Grant (JET) in the amount of \$169,955 to purchase high-fidelity simulation equipment for maternal-child clinical experiences. The ability to apply for the JET Grant was made possible by a change in statute during the previous legislative session. We are also pleased to announce that two additional internship sites with BASF and Scallon Control have been developed for students enrolled in the Instrumentation Program.

Grace Megnet, art faculty member, won first prize for two of her stories at the Texas Association of Creative Writing Teachers (TACWT). Grace is the winner this year in the graduate fiction and graduate nonfiction categories and has been invited to read her stories at the annual TACWT Conference.

LSCPA students are actively practicing their crafts and giving back to the community at the same time. Students from the Vocational Nursing and Upward Mobility LVN to ADN Programs served as volunteers and interpreters to support the Gift of Life Men's Healthcare Screening in Beaumont, Port Arthur, and Orange in June. Students from the Surgical Technology, Vocational Nursing, and Upward Mobility LVN to ADN Programs participated in the Navigating the Neches Legislative Review Healthcare Session April 20<sup>th</sup> on the Lamar University campus. Students from the Surgical Technology Program set up a mock surgical demonstration, and students from both nursing programs participated in a mock trauma demonstration.

Commercial Music, Visual and Performing Arts (CMVPA) students, Julian Breaux and Ivan Rivero, recorded and mixed the debut album for the Southeast Texas rock band Walcott (*We Sinners We Saints*). Commercial music majors Lauren Frazier, Sarah Tyler, and Jordan Wright composed, performed, and recorded the song "Faded Memories," which will be featured by the Alzheimer's Association during Alzheimer's Awareness month in September of 2018. Finally, Lauren Frazier, a LSCPA student was featured in the June issue of *College Magazine*, in the article "10 Reasons to Apply for the President's Innovation Award Music Scholarship."

LSCPA is embracing math pathways designed to offer students alternatives to College Algebra when another math course more effectively serves the degree plan. Full implementation will occur by Fall 2019.

## **WORKFORCE TRAINING AND CONTINUING EDUCATION**

The Department has experienced significant growth in its Commercial Driver's Training Program. The program was awarded \$60,000 in training funds from the Port Arthur Economic Development Corporation specifically to train Port Arthur residents. Additional information was subsequently presented to the EDC Board and they awarded an additional \$60,000 in funding.

Conversations are underway to bring the LSCPA Commercial Driver's Training program to Jasper Texas. LSCPA was approached by local businesses in Jasper who feel they need a local training academy to meet their needs rather than relying on the classes offered in Lufkin, Texas. The College has met with local business leaders and with the executive director of the Jasper EDC and is engaged in discussions to bring training to the Jasper area.

The Department submitted a bid to provide training for the Texas Department of Transportation on a variety of topics. The College was notified that it was successful in the bidding process and is now in the process of completing the paperwork to become a vendor of services.

Construction Site Carpentry classes conducted through a Wagner-Peyser 7(b) Training Grant are ongoing in partnership with the Associated Builders and Contractors of Southeast Texas. The Department was notified that it has been awarded a second year of this competitive funding.

The Department is working closely with the City of Port Arthur to create and present a variety of training including: Professional Communication, Customer Etiquette, Cultural Sensitivity, Professional Writing, and training in a variety of Microsoft Office programs.

## **INSTITUTIONAL EFFECTIVENESS AND ASSESSMENT**

LSCPA received an extension from SACSCOC for the submission of the Fifth Year Interim Report (FYIR), extending the scheduled submission from September 2018 to September 2019. The OIEA has provided training on Campus Labs Compliance Assist, the automated reporting system that LSCPA uses for SACSCOC 5<sup>th</sup> Year Interim Report. Discussions with responsible contributors have been conducted to introduce and review the new Principles of Accreditation and supporting Resource Manual for the Principles of Accreditation.

LSCPA has provided institutional data and staff support to meet the Texas Higher Education Coordinating Board (THECB) Region 5 targets for the four goals outlined in the THECB 60x30TX Strategic Plan. LSCPA is identifying, developing and updating Marketable Skills for each degree-granting program. LSCPA is using THECB FY16 State, Regional and Institutional Completion Data to establish an institutional benchmark, and predictive analytics to identify institutional completion goals for 2020, 2025 and 2030. These projections will be incorporated into the Region 5 Completion Data Table for the August 2018 submission to THECB.

Annual Unit Plan Assessment Reports are scheduled to be completed in August 2018.

## **STUDENT SERVICES**

**Academic Advising and Retention.** The Director of Advising and Retention attended the Dana Center *Math Pathways: Temple Leadership Convening* in June. The Director is developing a comprehensive retention plan that will address the different facets of student success. In the midst of registration, the Academic Advising Office had a successful New Student Orientation in June and hopes to have the same success at the July and August orientations.



**Enrollment Services.** The Enrollment Services team has continued its focus on reaching out to the community by attending local high school awards ceremonies and presenting Lamar State College Port Arthur scholarships to award recipients. LSCPA participated in the 2018 Camp College hosted at Lamar University. The 3-day event focused on 2019 high school seniors, educating them on the application process and the steps needed to be successful. In June the staff recruited at the *Southeast Texas Homeschool Expo & Curriculum Fair* to reach out to a growing population in the educational community.

**Financial Aid.** The Financial Aid Office participated in the New Student Orientation. The Director and the Assistant Director of Financial Aid attended the Ellucian Conference in April 2018. The Assistant Director attended the TCC conference in San Antonio, Texas in May 2018. The *Second Chance Pell Experiment* continues to be awarded to qualified students.

**Admissions and Registration.** In preparation for AY18-19, the Admissions and Records Office worked on catalog adjustments for registration, the upcoming Spring 2019 Class Schedule, August graduation applications, and the flood of transcripts that are made at the end of an academic year. The office is supporting Student Services with New Student Orientations and streamlining registration processes with departments.

**Student Activities.** Student Government Association Officers and leaders provide key roles to develop a variety of Social, Civic and important informational activities on campus. They assist in organizing, planning and presenting a variety of programs and events throughout the year. Student Activities continues to coordinate the Seahawk Food Pantry on campus. Student Government members participated in the *NACA Huge Leadership Weekend* in May. Student Government leaders gained and improved skills necessary as student leaders at the 3 day event.

## INFORMATION TECHNOLOGY SERVICES

**Information Services.** Twenty-four Ellucian and Texas Connection Consortium software releases were prepared and installed in a testing and production environments. The releases consist of bug fixes and/or enhancements.

Institutional Research completed all Coordinating Board and System Office reporting due during this period in a timely manner.

Banner 9 is live in production environment. Testing is still ongoing, and outlook is favorable. Live date is on the horizon and should occur before the start of the fall semester.

IT Service has also started the implementation of Ellucian's degree audit software, DegreeWorks. The project has been delayed until a new Registrar has been hired.

**Infrastructure Services.** The Office of Information Technology Services continues the process of upgrading all campus computers to Microsoft Windows 10 and Office 2016 on individual computer as all computer labs upgrades have been completed. We have made some progress with individual computers, but the process has slowed down and should pick back up in the second half of 2018.

The Office of information Technology Services has completed the process of implementing the new Adobe licensing requirements and is still in the process of implementing Adobe Electronic Signatures. The project should be complete in the 4<sup>th</sup> quarter of 2018.

The Office of Information Technology has begun the process of upgrading our servers' infrastructure to Microsoft Windows 2016. Currently all servers are running Windows 2012 R2. IT Services plans on adopting Microsoft's Software Defined Data Center concept. This concept shifts major infrastructure components from hardware to software including networking and storage.

This is a long-term project that is expected to take approximately 2 years to fully implement. We are currently ahead of schedule.

The Office of Information Technology has begun the process of evaluating the college's Electronic and Information Resources (EIR) Accessibility posture. Staff began evaluating the website and has made significant progress to comply with accessibility policies. This is a long-term project and anticipate completion at the end of 2019.

The Information Technology Services and the Finance and Operations Office have implemented a new Leave Reporting system developed locally that will track all leave categories especially related to new requirements by the state. The process has evolved to a fully electronic data entry, approvals, and ERP upload of the data.